

Зип Общепит

vsezip.ru

+7(812)987-08-81



HOUNÖ COMBISLIM

Reservedelskatalog

Spare part catalogue

Brochure des pièces détachées

DK,GB,F

Version MAY 2016



Зип Общепит

vsezip.ru

Indholdsfortegnelse 7(812)987-08-81

Ovnlåge	4 - 7
Motor side	8 - 11
Ovn rum.....	12 - 13
Front af ovn.....	14 - 15
Top delen af ovnen (elektrisk).....	16 - 19
Top panel	20 - 23
Front dele inkl. dørføler og lyd giver	24 - 25
Håndbruser.....	26 - 27

Contents

Oven door	4 - 7
Motor side	8 - 11
Oven chamber	12 - 13
Front of oven	14 - 15
Top part of oven (electric)	16 - 19
Top panel	20 - 23
Front parts incl. door sensor and buzzer	24 - 25
Hand shower.....	26 - 27

Зип Общепит

vsezip.ru



Содержание 7(812)987-08-81

Porte du four	4 - 7
Côté moteur	8 - 11
Chambre du four	12 - 13
L'avant du four.....	14 - 15
Partie supérieure du four (électrique).....	16 - 19
Panneau supérieur.....	20 - 23
Parties frontales incl. capteur de porte et vibreur.....	24 - 25
Douche à main	26 - 27



Зип Общепит

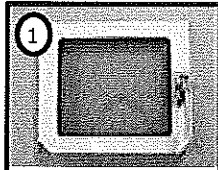
vsezip.ru

+7(812)987-08-81

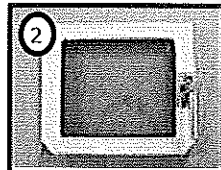
Oven door

Porte du four

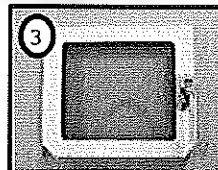
Pos.	Nr./No./Non	Type	Beskrivelse (DK)	Description (ENG)	Descriptif (F)
1	30420774	CS I	Ovnlåge 1.10 kpl.	Oven door 1.10 cpl.	La porte du four 1,10 cpl.
3	30421260	CS II	Ovnlåge 1.10 kpl.	Oven door 1.10 cpl.	La porte du four 1,10 cpl.
2	30420773	CS I	Ovnlåge 2306/1.06 kpl.	Door complet 2306(2/3), 1.06.	La porte du four 2306/1.06 cpl.
4	30421259	CS II	Ovnlåge 2306/1.06 kpl.	Door complet 2306(2/3), 1.06.	La porte du four 2306/1.06 cpl.
5	37000021	CS I CS II	Dækfolie stålfarvet f.	Cap Door handle steel look	Porte Cap poignée en acier coup d'oeil
6	069023	CS I CS II	fjeder f. Lukketøj- 2 trin	Spring for handle	Ressort pour poignée
7	30420698	CS I CS II	Håndtag kpl.	Handle cpl.	Poignée cpl.




1
Door cpl (CS I)
1,10
Part no. 30420774





2
Door cpl (CS I)
2306 2/3 1,06
Part no. 30420773



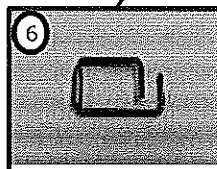
3
Door cpl (CS II)
1,10
Part no. 30421260



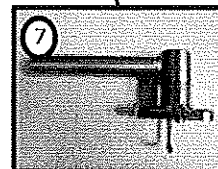
4
Door cpl (CS II)
2306 2/3 1,06
Part no. 30421259



5
Cap Door handle
steel look
Part no. 37000021



6
Spring for handle
Part no. 069023



7
Handle (complet)
Part no 30420698



Зип Ощепит


vsezip.ru

+7 (812) 987-08-81


Oven door

Porte du four


Pos.	Nr./No.	Type	Beskrivelse (DK)	Description (GB)	Descriptif (F)
1	30400198	CS I	Hængsel øverste venstre (nederste højre)	Hinge upper left (lower right)	Charnière supérieure gauche (en bas à droite)
1	30400199	CS I	Hængsel nederste venstre (øverste højre)	Hinge lower left (upper right)	Charnière inférieure gauche (en haut à droite)
1	30400365	CS II	Hængsel øverste venstre (nederste højre)	Hinge upper left (lower right)	Charnière supérieure gauche (en bas à droite)
1	30400366	CS II	Hængsel nederste venstre (øverste højre)	Hinge lower left (upper right)	Charnière inférieure gauche (en haut à droite)
2	30410076	CS I	Hængsel marine top venstre	Hinge marine top left	Top marine charnière à gauche
2	30410078	CS I	Hængsel marine top højre	Hinge marine top right	Top marine charnière à droite
2	30400367	CS II	Hængsel marine top venstre	Hinge marine top left	Top marine charnière à gauche
2	30400368	CS II	Hængsel marine top højre	Hinge marine top right	Top marine charnière à droite
3	064876	CS I CS II	Gasfjeder 50N CS	Gas spring 50n	Ressort à gaz 50N CS
4	30410077	CS I CS II	Beslag for gasfjeder CS	Gas spring holder	Mise en place pour le printemps gaz
5	30400179	CS I CS II	Indvendig glas 2306/1.06	Interior glass 2306 (2/3), 1.06	Vitre intérieure 2306/1.06
6	30400180	CS I CS II	Indvendig glas 1.10	Interior glass 1.10	Vitre intérieure 1.10
7	30400223	CS I CS II	Push-in prop Ø12	Rubber stopper interior glass	Cheville silicone Ø12




CS I (6mm pin)
Hinge upper left
Part no. 30400198
Hinge lower left
Part no. 30400199





CS II (8mm pin)
Hinge upper left
Part no. 30400365
Hinge lower left
Part no. 30400366




CS I (6mm pin)
Hinge marine top
Left hinge
Part no. 30410076
Hinge marine top
Right hinge
Part no. 30410078




CS II (8mm pin)
Hinge marine top
Left hinge
Part no. 30400367
Hinge marine top
Right hinge
Part no. 30400368



5
Interior glass
2306 1,06
430x380x6mm
Part no. 30400179




6
Interior glass
1,10
430x580x6mm
Part no. 30400180



3
Gas spring 50n
Part no. 064876



4
Gas spring holder
Part no. 30410077



7
Rubber stopper
interior glass
Part no. 30400223




Зип Общепит


vsezip.ru


+7 81 2 987-08-81
Motor side
Motor side
Côté moteur


Pos.	Nr./No.	Type	Beskrivelse (DK)	Description (GB)	Descriptif (F)
1	059157	CS I CS II	Slangenippel vinkel Ø10x1/4"	Hose nipple elbow Ø10x1/4"	Raccord de flexible, angle Ø10x1/4"
2	059175	CS I CS II	Slangenippel 1/4"x Ø10	Hose nipple Ø10x1/4"	Raccord de flexible Ø10x1/4"
3	059158	CS I CS II	T-stykke 1/4"	T-piece 1/4"	Pièce en 1/4"
4	059145	CS I CS II	T-stykke Ø6	T-piece ø6mm	Pièce en T Ø6
5	059147	CS I CS II	Lynkobling Ø6x1/8"	Quick action coupling Ø6x1/8"	Raccord instantané Ø6x1/8"
6	30500060	CS I CS II	Vinkelslangenippel Ø10x1/8"	Hose nipple elbow Ø10x1/8"	Raccord de flexible Ø10x1/8"
7	30520259	CS I CS II	Beslag m kondenseringsdyse kpl	Suspension bracket with nozzle	Étrier de suspension avec buse
8	058681	CS I CS II	Spændebånd, Ø 10-16 mm, lukket	Hose clamp Ø10-16mm	Pince Ø10 - 16 mm
9	059028	CS I CS II	Slange for damp Ø50,8x4,5	Hose blue Ø50,8x4,6mm	Tuyau de vapeur Ø50,8x4,5
10	058664	CS I CS II	Spændebånd Ø46-Ø64	Hose clamp Ø40-64mm	Pince Ø40-64 mm
11	36010004	CS I CS II	Aftræksrør 2306 / 1.06	Exhaust tube 2306 /1.06	Le tube d'échappement 2306 /1.06
11	36010005	CS I CS II	Aftræksrør 1.10	Exhaust tube 1.10	Le tube d'échappement 1.10
12	36010016	CS I CS II	Afløbskasse	Drainbox	boîte de vidange
13	36000128	CS I CS II	Motorplade	Insulation cover f motor	Isolation capot moteur
14	36000183	CS I CS II	Rør f. vadskearm 2306	Tube f. washarm 2306	tuyaux pour le bras de pulvérisation 2306
14	36000184	CS I CS II	Rør f. vaskearm 1.06/ 1.10	Tube for washarm 1.06 / 1.10	tuyaux pour le bras de pulvérisation 1.06 / 1.10
15	36000185	CS I CS II	Rør f. dysedamp	Tube for steam	Tube pour la Vapour


+7(812)987-08-81


1

 Hose nipple
 Elbow Ø10X1/4"
 Part no. 059157



 Tube for washarm
 2306
 Part no. 36000183
 1.06/1.10
 Part no 36000184



 Tube for steam
 Part no. 36000185


13

 Insulation cover f
 motor Part no.
 36000128


6

 Hose nipple
 Elbow Ø10x1/8"
 Part no. 30500060


2

 Hose Nipple
 Ø10X1/4"
 Part no. 059175


7

 Suspension bracket
 with nozzle
 Part no. 30520259


3

 T-Piece
 1/4" (3ind)
 Part no. 059158


8

 Hose clamp
 Ø10-16mm
 Part no. 058681


4

 T-piece Ø6mm
 Part no. 059145


9

 Hose
 Blue Ø50,8X4,6mm
 Part no. 059028

5

 Quick action
 Coupling Ø6X1/8"
 Part no. 059147

10

 Hose clamp
 Ø40-64mm
 Part no. 058664



11

 Exhaust tube
 2306/1.06 part
 no. 36010004
 Exhaust tube 1.10
 part no. 36010005

12

 Drainbox
 Part no.
 36010016



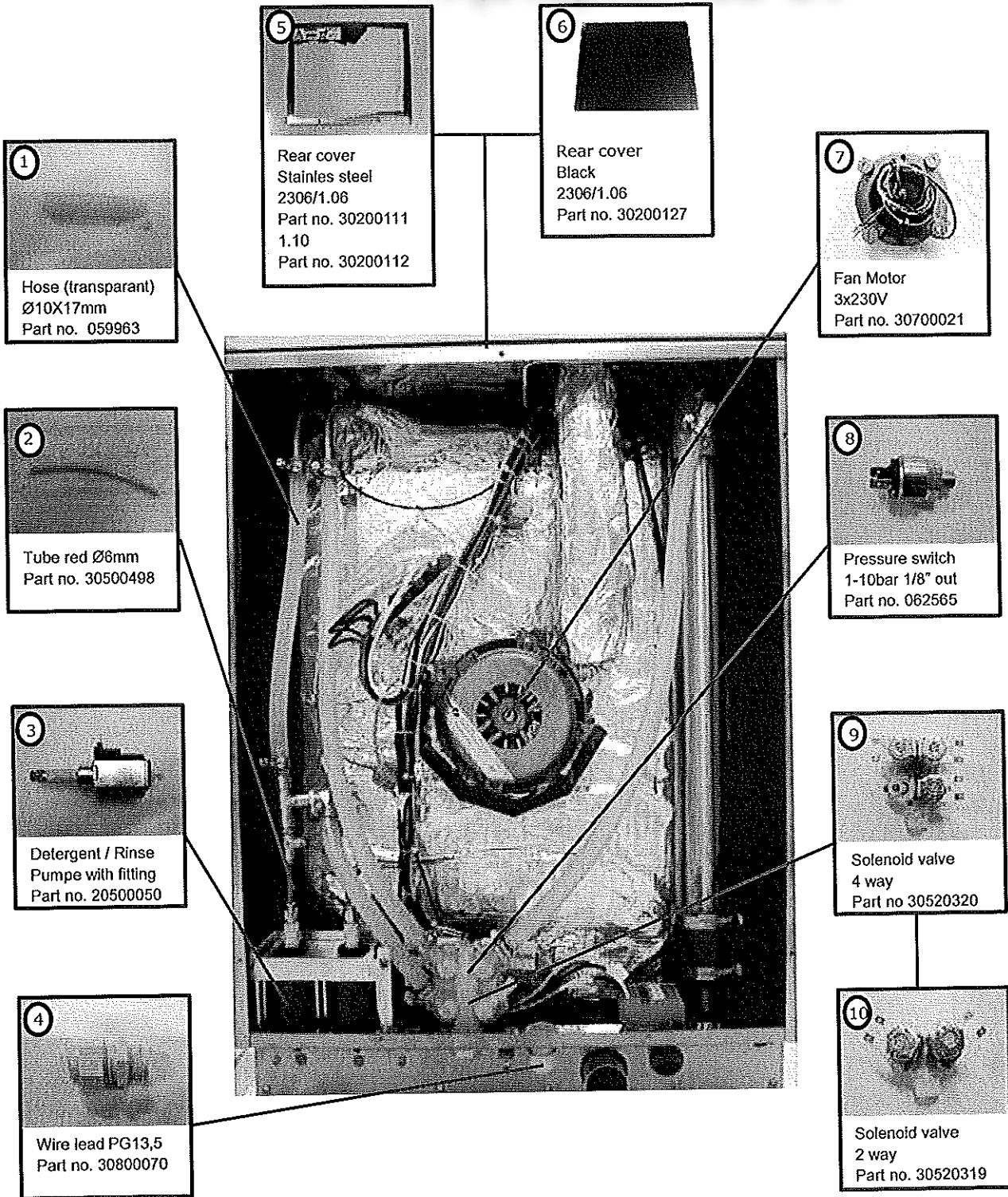
Зип Общепит

vsezip.ru

+7(812)987-08-81

Motor side
Motor side
Côté moteur


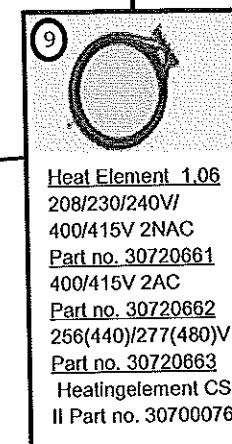
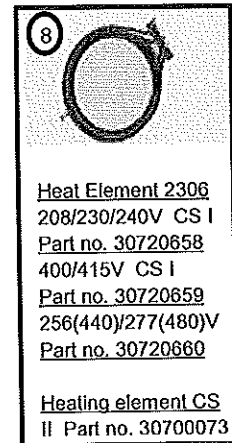
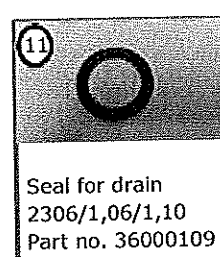

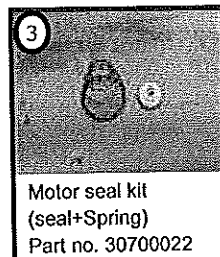


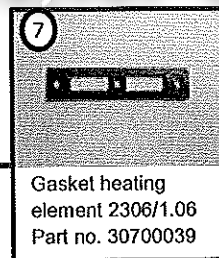
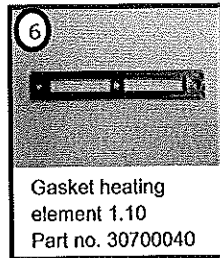

Pos.	Nr./No.	Type	Beskrivelse (DK)	Description (GB)	Descriptif (F)
1	059963	CS I CS II	Slange Ø10x17	Hose D10x17	Schlauch D10x17 mm
2	30500498	CS I CS II	Slange fra Sæbe/afsp	Hose f. Det/Rinse	Tube en nylon Ø6mm
3	20500050	CS I CS II	Sæbe/afsp pumpe	Detergent/rinse pump	Pompe pour détergent/ rinçage
4	30800070	CS I CS II	PG-gennemføring Ø13,5	Wire lead PG 13,5	Traversée 13,5
5	30200111 30200112	CS I CS II	Bagplade Rustfri stål 2306/1.06 Bagplade Rustfri stål 1.10	Rear cover Stainless 2306/1.06 Rear cover stainless 1.10	Couverture arrière 2306/1.06 Couverture arrière 1.10
6	30200127	CS I CS II	Bagplade sort 2306/1.06	Rear cover black 2306/1.06	Couverture arrière noir 2306/1.06
7	30700021	CS I CS II	Blæsemotor 3x230 V	Fanmotor 3x230 V	moteur de ventilateur 3x230V
8	062565	CS I CS II	Trykføler, vand 1/8" out	Pressureswitch, water 1/8" out	interrupteur de pression, 1/8 »
9	30520320	CS I CS II	Magnetventil m. vask 4-vejs	Solenoid valve w. wash 4 way	Électrovalve 4- voies
10	30520319	CS I CS II	Magnetventil u. vask 2- vejs	Solenoid valve w.o. wash 2 way	Électrovalve 2- voies





Oven chamber
Chambre du four

Pos.	No.	Type	Beskrivelse (DK)	Description (GB)	Descriptif (F)
1	20800011	CS I CS II	Temperaturbegrænser 350°C 1 polet	Thermoswitch 350°C	Thermocontact 350°C
2	20800173	CS I CS II	Temperaturføler luft 350°C	Temperature sensor air 350°C	Détecteur de température d'air 350°C
3	30700022	CS I CS II	Motor tætning CS	Gasket for Motor CS	Joint d'étanchéité pour moteur CS
4	30700072	CS I CS II	Blæserhjul 1.06/1.10 CS	Fan wheel 1.06/1.10 CS	Turbine 1.06/1.10 CS
4	30700023	CS I CS II	Blæserhjul 2306(2/3)	Fan wheel 2306(2/3)	Turbine 2306(2/3)
6	30700040	CS I CS II	Pakning for varmelegeme CS 1.10	Gasket heating element 1.10	Joint pour élément chauffant de bague CS 1.10
7	30700039	CS I CS II	Pakning f ringvarmelegeme 2306(2/3)-1.06	Gasket heating element 2306(2/3), 1.06	Joint pour élément chauffant de bague 2306(2/3)-1.06
8	30720658	CS I	Ringvarmelegeme 2306(2/3) 5400-7200W 208/230/240V kpl.	Heating element 2306(2/3) 208/230/240V	Élément chauffant 2306(2/3) 5400-7200W 208/230/240V kpl.
8	30720659	CS I	Ringvarmelegeme 2306(2/3) 5400-5800W 400/415V kpl.	Heating element 2306(2/3) 5400-6500W 400/415V kpl	Élément chauffant 2306(2/3) 5400-5800W 400/415V kpl.
8	30720660	CS I	Ringvarmelegeme 2306(2/3) 5400-6500W 440/480V kpl.	Heating element 2306(2/3) 5400-5800W 440/480V	Élément chauffant 2306(2/3) 5400-6500W 440/480V kpl.
8	30700073	CS II	Ringvarmelegeme 2306 5400-7200W 208/230/240V	Heating element 2306 5400- 7200W 208/230/240V	Élément chauffant 2306 5400- 7200W 208/230/240V
9	30720661	CS I	Ringvarmelegeme 1,06 6900-9200W 208/230/240V/400/415V 2NAC kpl.	Heating element 1.06 6900-9200W 208/230/240/400/415V 2NAC kpl	Élément chauffant 1,06 6900-9200W 208/230/240/400/415V 2NAC kpl.
9	30720662	CS I	Ringvarmelegeme 1,06 6900-7500W 400/415V kpl.	Heating element 1.06 6900-7500W 400/415V kpl	Élément chauffant 1,06 6900-7500W 400/415V kpl.
9	30720663	CS I	Ringvarmelegeme 1,06 6900-8300W 440/480V kpl.	Heating element 1.06 6900-8300W 440/480V kpl	Élément chauffant 1,06 6900-8300W 440/480V kpl.
9	30700076	CS II	Ringvarmelegeme 1.06 6900-9200W 208/230/240	Heating element 1.06 6900- 9200W 208/230/240V	Élément chauffant 1.06 6900 - 9200W 208/230/240V
10	30720664	CS I CS II	Ringvarmelegeme 1,10 10400-13850W 20/230/240V kpl.	Heating element 1.10 10400-13850W 208/230/240V kpl	Élément chauffant 1,10 10400-13850W 208/230/240V kpl.
10	30720665	CS I CS II	Ringvarmelegeme 1,10 10400-12400W 256(440) / 277(480)V kpl.	Heating element 1,10 10400-12400W 256V(440V) / 277V(480V)V kpl.	Élément chauffant 1,10 10400-12400W 256(440) / 277(480)V kpl.
11	36000109	CS I CS II	Afløbs pakning 2306/1,06/1,10	Seal for drain 2306/1,06/1,10	Joint de vidange 2306/1,06/1,10



Зип Общепит




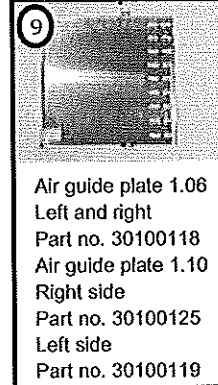
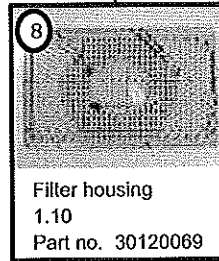
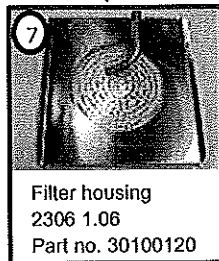



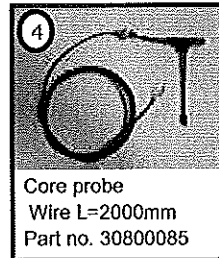

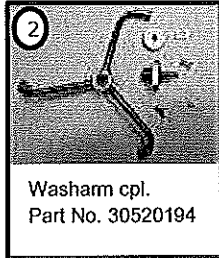
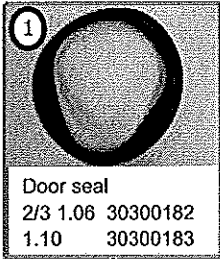
vsezip.ru

+7(812)987-08-81

Front of oven

L'avant du four

Pos.	Nr./No.	Type	Beskrivelse (DK)	Description (GB)	Descriptif (F)
1	30300182	CS I CS II	Tætningsliste 2306 (2/3), 1.06	Door gasket 2306(2/3), 1.06	Joint de porte 2306 (2/3), 1.06
1	30300183	CS I CS II	Tætningsliste 1.10 CS	Door gasket 1.10 CS	Joint de porte 1.10 CS
2	30520307	CS I CS II	Vaskerotor m. forskrning Kpl.	Nozzlearm Complete	Ass. de bras de lavage
3	065044	CS I CS II	Halogenpære 12V 10W G4 450°C	Halogen bulb 12V 10W 450°C	12V 10W Ampoule halogène G4 450°C
4	30800085	CS I CS II	Stegespyd 3 pkt. L=2000 mm CS	Core probe L=2000 mm CS	Brochette L=2000 mm CS
5	20120131	CS I CS II	Lampeglas halogen komplet med pakning	Lamp Glass, Halogen, with gasket	Verre de lampe, halogène, avec joint
6	069020	CS I CS II	Hage, 2-trin	Catch 2 step	Loquet 2 étapes
7	30100120	CS I CS II	Vindskærm 2306(2/3), 1.06	Filter housing 2306(2/3),1.06	Logement de filtre 2306(2/3), 1.06
8	30120069	CS I CS II	Vindskærm 1.10	Filter housing 1.10	Logement de filtre 1.10
9	30100118 30100125 30100119	CS I CS II	Vindledeplade CS 1.06 Vindledeplade CS 1.10 højre Vindledeplade CS 1.10 venstre	Air guide plate CS 1.06 Air guide plate CS 1.10 right Air guide plate CS 1.10 left	Plaque de guidage de l'air CS 1.06 Plaque de guidage de l'air CS 1.10 droit Plaque de guidage de l'air CS 1.10 gauche
10	32300013 32300014 32300015	CS I CS II	Indstik sæt CS 2/3 Indstik sæt CS 1.06 Indstik sæt CS 1.10	Rack kit CS 2/3 Rack kit CS 1.06 Rack kit CS 1.10	Cade de cuisson CS 2/3 Cade de cuisson CS 1.06 Cade de cuisson CS 1.10
11	30400372	CS I CS II	Afdækning f hængsel	Cover f hinge holes	Cover d trous de charniere





Зип Ощепит

vsezip.ru


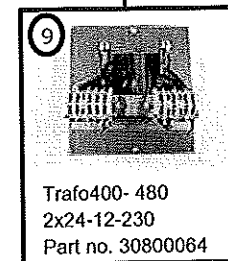
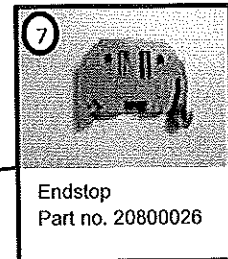

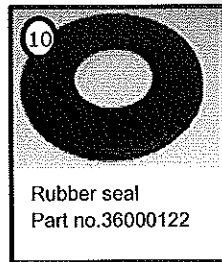
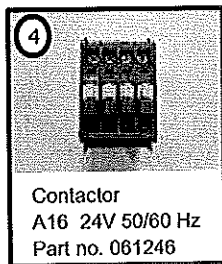
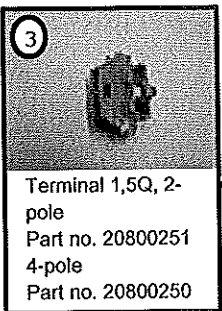

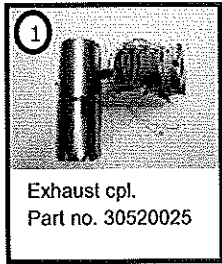
+7(812)987-08-81

Top delen af ovnen (elektrisk)

Top part of oven (electric)

Partie supérieure du four (électrique)

Pos	Nr./No	Type	Beskrivelse (DK)	Description (GB)	Descriptif (F)
1	30520025	CS I CS II	Aftræk kpl	Exhaust cpl	Échappement cpl.
2	20700012	CS I CS II	Spjæld motor	Exhaust motor	Moteur d'échappement
3	20800251	CS I CS II	Terminal klemme 1,5Q 2-polet	Terminal 1,5Q 2- pole	Terminal 1,5Q, 2 pôles
3	20800250	CS I CS II	Terminal klemme 1,5Q 4-polet	Terminal 1,5Q 4- pole	Terminal 1,5Q, 4 pôles
4	061246	CS I CS II	Kontaktor A 16 24V	Contacteur A 16 24V	Contacteur A16 24V
5	060242	CS I CS II	Køleblæser Ø 145 mm	Cooling fan 145 mm	Moteur de turbine 145mm
6	060211	CS I CS II	Køleblæser Ø 115 Kun CSI	Cooling fan 115 mm Only CSI	Moteur de turbine 115 mm seulement CSI
7	20800026	CS I CS II	Endestop	Stop	Arrêt, bout,
8	30800063	CS I CS II	Transformer 200-240V/ 2x24V+12V	Transformer 200-240V/ 2x24V+12V	Transformateur 200- 240/2x24-12
9	30800064	CS I CS II	Transformer 400-415- 440-480/2x24-12-230	Transformer 400-415-440- 480/2x24-12-230	Transformateur 400-415- 440-480/2x24-12-230
10	36000122	CS I CS II	Gummi gennemføring	Rubber seal	Joint pour échappement

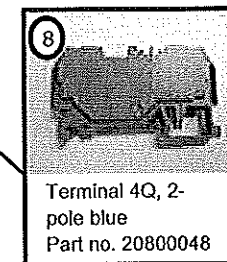
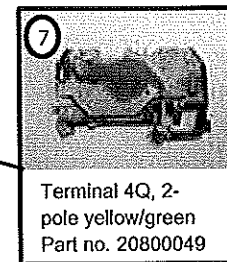
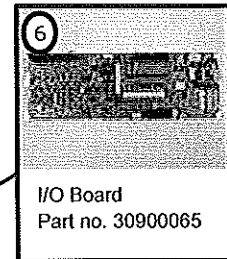
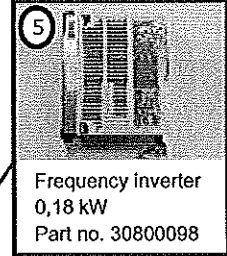

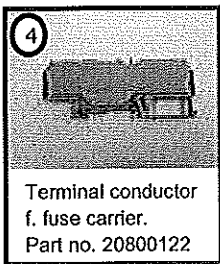
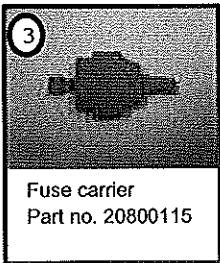




Top delen af ovnen (elektrisk)

Top part of oven (electric)

Partie supérieure du four (électrique)

Pos.	Nr./No.	Type	Beskrivelse (DK)	Description (GB)	Descriptif (F)
1	20820031	CS I CS II	Sikring F1, F3, 3,15A	Fuse F1, F3, 3,15A	Fusible F1, F3, 3,15A
1	20820032	CS I CS II	Sikring F2, 2A	Fuse F2, 2A	Fusible F2, 2A
2	20820033	CS I CS II	Sikring F4, 5A	Fuse F4, 5A	Fusible F5, 5A
2	20820034	CS I CS II	Sikring F5/F6/F8/F9, 8A	Fuse F5/F6/F8/F9, 8A	Fusible F5/F6/F8/F9, 8A
3	20800115	CS I CS II	Sikringsholder	Fuse carrier	Porte-fusible
4	20800122	CS I CS II	Klemme, 4 leder for sikringsholder	Terminal, 4-conductor, for fuse carrier	Terminal, 4 conducteurs pour porte-fusibles
5	30800098	CS I CS II	Frekvens omformer 0,18 kW	Frequency inverter 0,18kW	Convertisseur de fréquences 0,18kW
6	30900065	CS I CS II	Computer I/O el	Computer I/O electric	E/S ordinateur huile
7	20800049	CS I CS II	Klemme, 4Q, 2 leder, gul/gr	Terminal, 4Q, 2-pole, yellow/green	Terminal, 4Q, 2-pole, jaune/vert
8	20800048	CS I CS II	Klemme, 4Q, 2 leder, blå	Terminal, 4Q, 2-pole, blue	Terminal, 4Q, 2-pole, bleu





Зип Общепит


vsezip.ru

+7(812)987-08-81

Panneau supérieur

xx xx C-xxxxx

Pos.	Nr./No.	Type	Beskrivelse (DK)	Description (GB)	Descriptif (F)
1	30920090	CS II	Anlægsplade m tastatur model C HOUNÖ kpl	Abutmentplate w touch panel C model HOUNÖ cpl	Panneau de commande modèle C HOUNÖ
3	30820042	CS II	Højtaler	Speaker	Haut-parleur
4	30920096	CS II	Touch display	Touch Display	écran tactile
5	30900159	CS II	Afdækning f. styring	Cover f. computer CPU	Cuvenir f. CPU
6	30900089	CS II	Computer CPU Touch	Computer CPU touch	Processeur de l'ordinateur tactile
7	30900157	CS II	Pakning f styring CS	Gasket for controler CS	Paquet de gestion CS
8	30900165	CS II	USB Stik f frontmontering	USB Plug front mounted	Connecteur USB, monté sur
9	30800017	CS II	Dør føler	Door sensor	Détecteur pour porte
10	30920089	CS II	Anlægsplade m tastatur model CPE HOUNO	Operation panel HOUNÖ [CPE]	Panneau de commande modèle CPE HOUNO

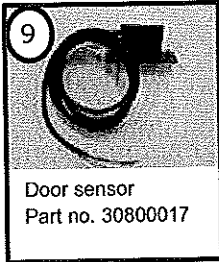



1

Display CSII C kpl Part no. 30920090


10

Display CSII touch kpl Part no. 30920089



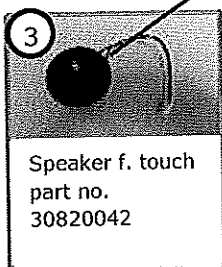

9

Door sensor
Part no. 30800017



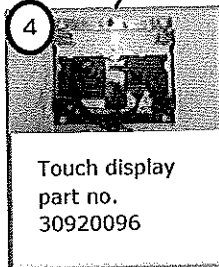
8

USB plug chassis
Part no. 30900165




3

Speaker f. touch
part no.
30820042




4

Touch display
part no.
30920096



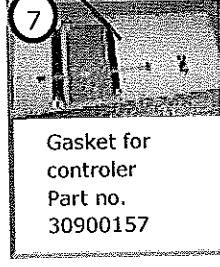
5

Cover f.
computer CPU
Part no.
30900159



6

Computer CPU
SE touch
display Part no.
30900089



7

Gasket for
controler
Part no.
30900157



Зип Общепит

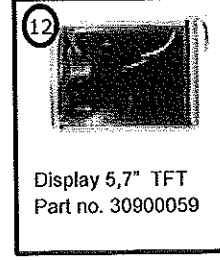



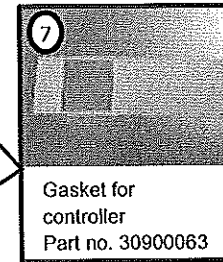






vsezip.ru

+7(812)987-08-81
Top panel
Top panel

Panneau supérieur

Xx xx A-xxxxx

Pos.	Nr./No.	Type	Beskrivelse (DK)	Description (GB)	Descriptif (F)
1	30920035	CSI	Anlægsplade m tastatur model C HOUNÖ kpl	Abutmentplate w touch panel C model HOUNÖ cpl	Panneau de commande modèle C HOUNÖ
3	20920003	CS I CS II	Drejeknap	Turn knob	Bouton tournant
4	20900017	CS I CSII	Akselkobling Ø6/Ø6	Shaft, coupling Ø6/Ø6mm	Arbre, raccord Ø6/Ø6
5	20900026	CS I CSII	Enkoder	Encoder	Encodeur
6	30900069	CS I	CPU (B-C-K)	CPU (B-C-K)	CPU (B-C-K)
7	30900063	CS I	Pakning f styring CS	Gasket for controler CS	Paquet de gestion CS
8	30300191	CSI	Topafdækning CS 2306(2/3)	Top panel cover CS 2306(2/3)	Couverture panneau supérieur CS 2306(2/3)
8	30300192	CS I	Topafdækning CS 106/110	Top panel cover CS 106/110	Couverture panneau supérieur CS 1.06/1.10
10	30920032	CS I	Anlægsplade m tastatur model CPE HOUNÖ	Operation panel HOUNÖ [CPE]	Panneau de commande modèle CPE HOUNÖ
12	30900059	CS I	Display 5.7" TFT	Display 5,7" TFT	Affichage 5,7" TFT




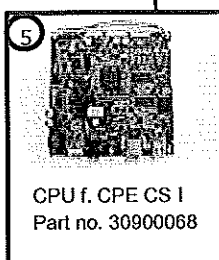
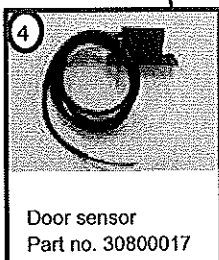






Зип Общепит

vsezip.ru

Front dele CPE inkl. dørføler og lyd giver
Front parts CPE incl. door sensor and buzzer
Parties frontales CPE incl. Capteur de porte et vibreur
xx xx A-xxxxx

Pos.	Nr./No.	TYPE	Beskrivelse (DK)	Description (GB)	Descriptif (F)
1	30900062	CS I	Kabel for display CS 300mm	Cable for display	Câble pour l'affichage CS 300 mm
2	20820037	CS I CS II	Kommunikationskabel	communication cable	câble de communication
3	20900069	CS I	USB- stik chasis monteret	USB plug chassi	Connecteur USB, monté sur châsis
4	30800016	CS I CS II	Dørføler	Door sensor	Détecteur pour porte
5	30900068	CS I	CPU	CPU	CPU
6	30800047	CS I	Lyd giver	Buzzer	Avertisseur sonore





Зип Общепит

vsezip.ru

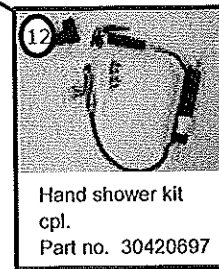
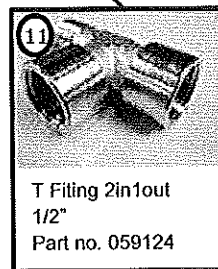


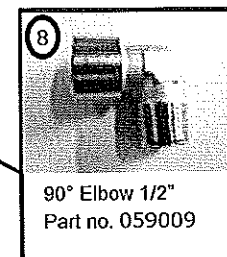
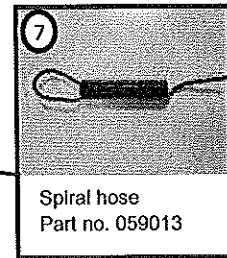
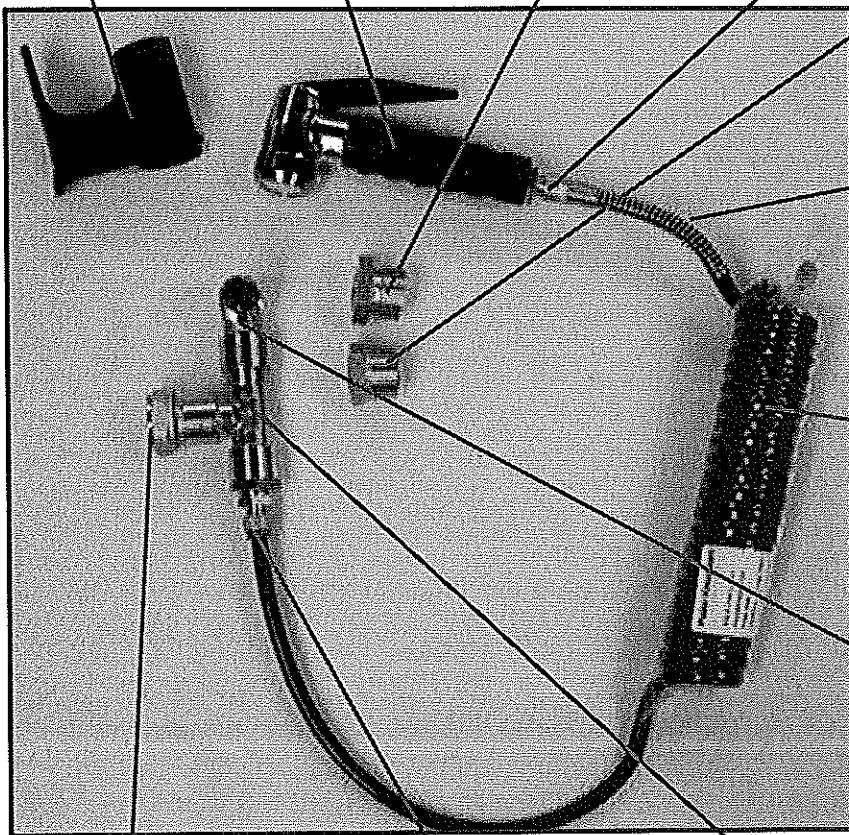
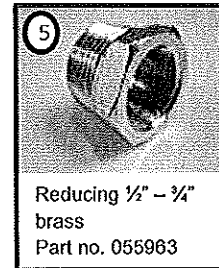


+7(812)987-08-81

Håndbruser

Hand shower

Douche á main

Pos.	Nr./No.	Type	Beskrivelse (DK)	Description (GB)	Descriptif (F)
1	30500311	CS I CS II	Holder f. håndbruser CS	Holder for hand shower	Support de douchette
2	059959	CS I CS II	Håndbruser	Hand shower	Douchette á main
3	30500390	CS I CS II	Adaptateur 1/2"BSP - 3/4"GHT	Adapter 1/2 "BSP - 3/4" GHT	Adapter 1/2 "BSP - 3/4" GHT
4	016821	CS I CS II	Lynfitting lige 3/8"xØ8/Ø6	Quick coupling strait 3/8"xØ8/Ø6	Raccord rapide étroit 3/8"xØ8/Ø6
5	055963	CS I CS II	Reduktionsnipple 3/4" - 1/2"	Reducing nipple 3/4" - 1/2"	Réduction 3/4" - 1/2"
6	058205	CS I CS II	Fjeder for håndbruser	Spring for spray gun	Ressort pour douche à main
7	059013	CS I CS II	Slange sort spiral excl. fit.	Hose	Tuyau pour douchette
8	059009	CS I CS II	Vinkel 90 x 1/2"	Coupling, elbow 90 x 1/2"	Coude 90 x 1/2"
9	059315	CS I CS II	Forskruning 1/2	Union joint 1/2	Joint d'union 1/2
11	059304	CS I CS II	Lynfitting lige Ø8x14	Quick coupling strait Ø8x14	Raccord rapide étroit Ø8x14
12	059124	CS I CS II	T-stykke for bruser 1/2	T-connector for hand shower 1/2	Connecteur en T pour douche á main 1/2
13	30420697	CS I CS II	Håndbruser kpl	Hand shower cpl.	Douchette compl



Зип Общепит

vsezip.ru

+7(812)987-08-81



HOUNÖ A/S
ALSVEJ 1
DK-8940 RANDERS SV
DENMARK

T: +45 87114780
E: houno@houno.com

www.houno.com

