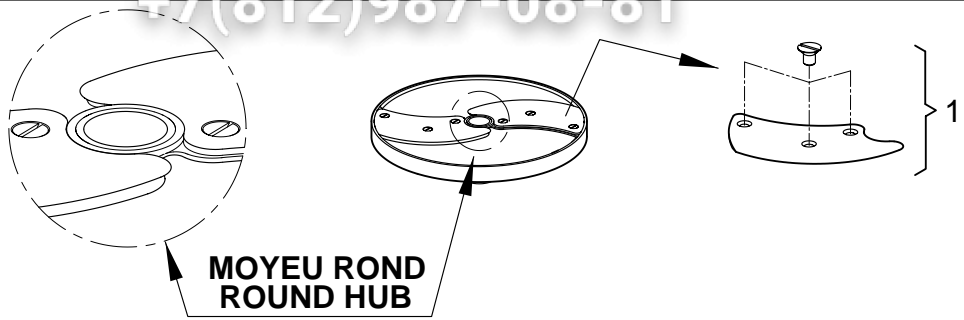
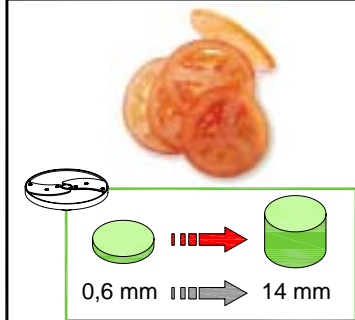


| Pos. | Part No | Description                          | Pos. | Part No | Description |
|------|---------|--------------------------------------|------|---------|-------------|
| 001  | 100062  | DISQUE EVACUATEUR                    |      |         |             |
| 002  | 29061   | EN TIGE VERROUILLAGE                 |      |         |             |
| 003  | 29536   | ENS ILS POUSSOIR                     |      |         |             |
| 004  | 405976  | PLAQUE FRONTALE                      |      |         |             |
| 005  | 502170  | BOUTON VERT I                        |      |         |             |
| 006  | 502169  | BOUTON ROUGE                         |      |         |             |
| 007  | 117703  | CLAVETTE FIXATION PLATINE            |      |         |             |
| 008  | 29533   | ENS SUPPORT PLATINE                  |      |         |             |
| 009  | 117692  | VIS ENTRETOISE PLAQUE SUPPORT MOTEUR |      |         |             |
| 010  | 117689  | PLAQUE SUPPORT MOTEUR                |      |         |             |
| 011  | 117687  | PLAQUE DE FOND                       |      |         |             |
| 012  | 500247  | PIED                                 |      |         |             |
| 013  | 102021  | POIGNEE POUSSOIR                     |      |         |             |
| 014  | 29060   | ENS POUSSOIR LEGUMES                 |      |         |             |
| 015  | 100709  | POUSSOIR                             |      |         |             |
| 016  | 29064   | ENS GUIDE POUSSOIR LEG               |      |         |             |
| 017  | 100680  | COUVERCLE COUPE LEGUMES              |      |         |             |
| 018  | 29066   | ENS TAQUET D'ACCROCHAGE              |      |         |             |
| 019  | 29078   | ENS COUVERCLE                        |      |         |             |
| 020  | 29058   | BAGUES EPAULEES (Qté 2)              |      |         |             |
| 021  | 29529   | ENS CUVE                             |      |         |             |
| 022  | 501624  | BAGUE D'ETANCHEITE                   |      |         |             |
| 023  | 29537   | ENS ILS COUVERCLE                    |      |         |             |
| 024  | 110308  | GOUPILLE AXE MOTEUR                  |      |         |             |
| 025  | 117688  | ARBRE DE TRANSMISSION                |      |         |             |
| 026  | 515493  | BAGUE AUTO-LUBRIFIANTE               |      |         |             |
| 027  | 203064  | RONDELLE DE FROTTEMENT               |      |         |             |
| 028  | 203065  | CIRCLIPS                             |      |         |             |
| 029  | 29523   | ENS ARBRE DE TRANSMISSION            |      |         |             |
| 030  | 117682  | POULIE RECEPTRICE                    |      |         |             |
| 031  | 515482  | COURROIE                             |      |         |             |
| 032  | 117686  | CAPOT INOX                           |      |         |             |
| 033  | 515515  | PRESSE ETOUPE                        |      |         |             |
| M    | 3096    | H50 230/50/1 CL                      |      |         |             |
| A    | 102480  | PLATINE CL50C MONO                   |      |         |             |
| B    | 507028  | CABLE ALIM 2P+T AUST 6.35            |      |         |             |
| C    | 29530   | ENS POULIE MOTRICE MOT. 1            |      |         |             |
| X    | 600018  | CONDO 60µF 250V                      |      |         |             |
| Y    | 500289  | RELAIS MTRPH46-39                    |      |         |             |

R 501 Ultra A, R 502, R 602, CL 50, CL 50 Gourmet, CL 52, CL 55, CL 60

EMINCEURS / SLICERS

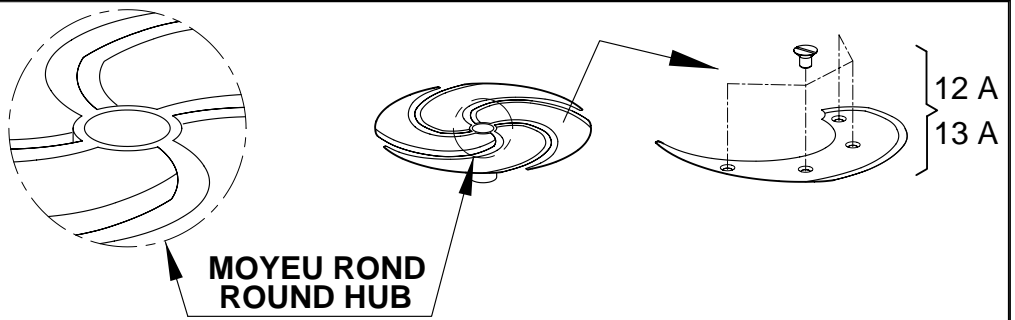
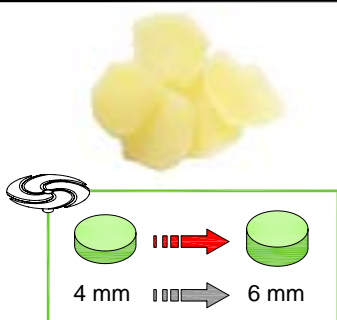
+7(812)987-08-81



- 0,6 mm
- 0,8 mm
- 1 mm
- 2 mm
- 3 mm
- 4 mm
- 5 mm
- 8 mm
- 10 mm
- 14 mm

- 2\*
- 3\*
- 4\*
- 5\*
- 6\*
- 7\*
- 8\*
- 9\*
- 10\*
- 11\*

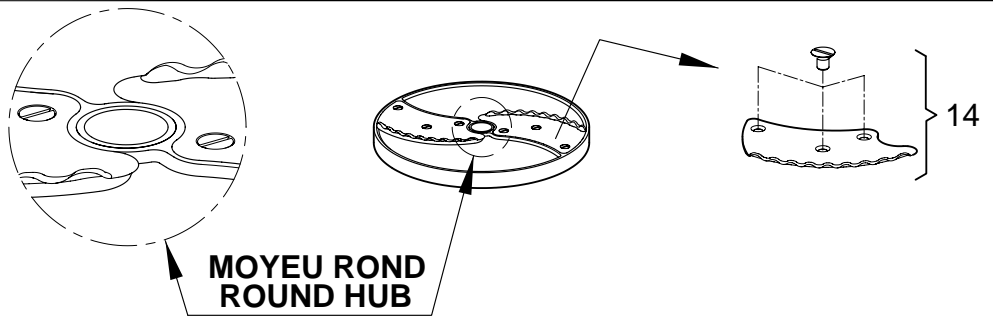
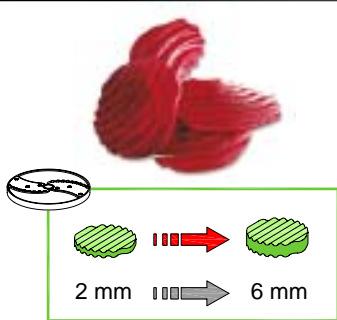
EMINCEURS POMME DE TERRE / POTATOES SLICERS



- 4 mm
- 6 mm

- 12\*
- 13\*

ONDULÉS / WAVED CUT



- 2 mm
- 4 mm
- 6 mm

- 15\*
- 16\*
- 17\*

| Pos. | Part No | Description                   | Pos. | Part No | Description |
|------|---------|-------------------------------|------|---------|-------------|
| 001  | 29564   | ENSEMBLE LAME/VIS DISQUE CL50 |      |         |             |
| 002  | 28166   | EMINCEUR 0,6                  |      |         |             |
| 003  | 28069   | EMINCEUR 0,8                  |      |         |             |
| 004  | 28062   | EMINCEUR 1                    |      |         |             |
| 005  | 28063   | EMINCEUR 2                    |      |         |             |
| 006  | 28064   | EMINCEUR 3                    |      |         |             |
| 007  | 28004   | EMINCEUR 4                    |      |         |             |
| 008  | 28065   | EMINCEUR 5                    |      |         |             |
| 009  | 28066   | EMINCEUR 8                    |      |         |             |
| 010  | 28067   | EMINCEUR 10                   |      |         |             |
| 011  | 28068   | EMINCEUR 14                   |      |         |             |
| 012  | 27244   | EMINCEUR 4                    |      |         |             |
| 013  | 27245   | EMINCEUR 6                    |      |         |             |
| 014  | 29786   | ENSEMBLE LAME ONDULEE + VIS   |      |         |             |
| 015  | 27068   | ONDULE 2                      |      |         |             |
| 016  | 27069   | ONDULE 3                      |      |         |             |
| 017  | 27070   | ONDULE 5                      |      |         |             |
| 012A | 39723   | LAME EMINCEUR 4 + VIS         |      |         |             |
| 013A | 39724   | LAME EMINCEUR 6 + VIS         |      |         |             |