

**FT6G4-L70, R70**  
**FT12G7-L70, R70, RL70**  
**FT6G4-LC70, RC70**  
**FT12G7-LC70, RC70**

SERIE  
700

**FRY TOP A GAS**

**GAS HEATED FRY-TOPS**

**GRILLADES A GAS**

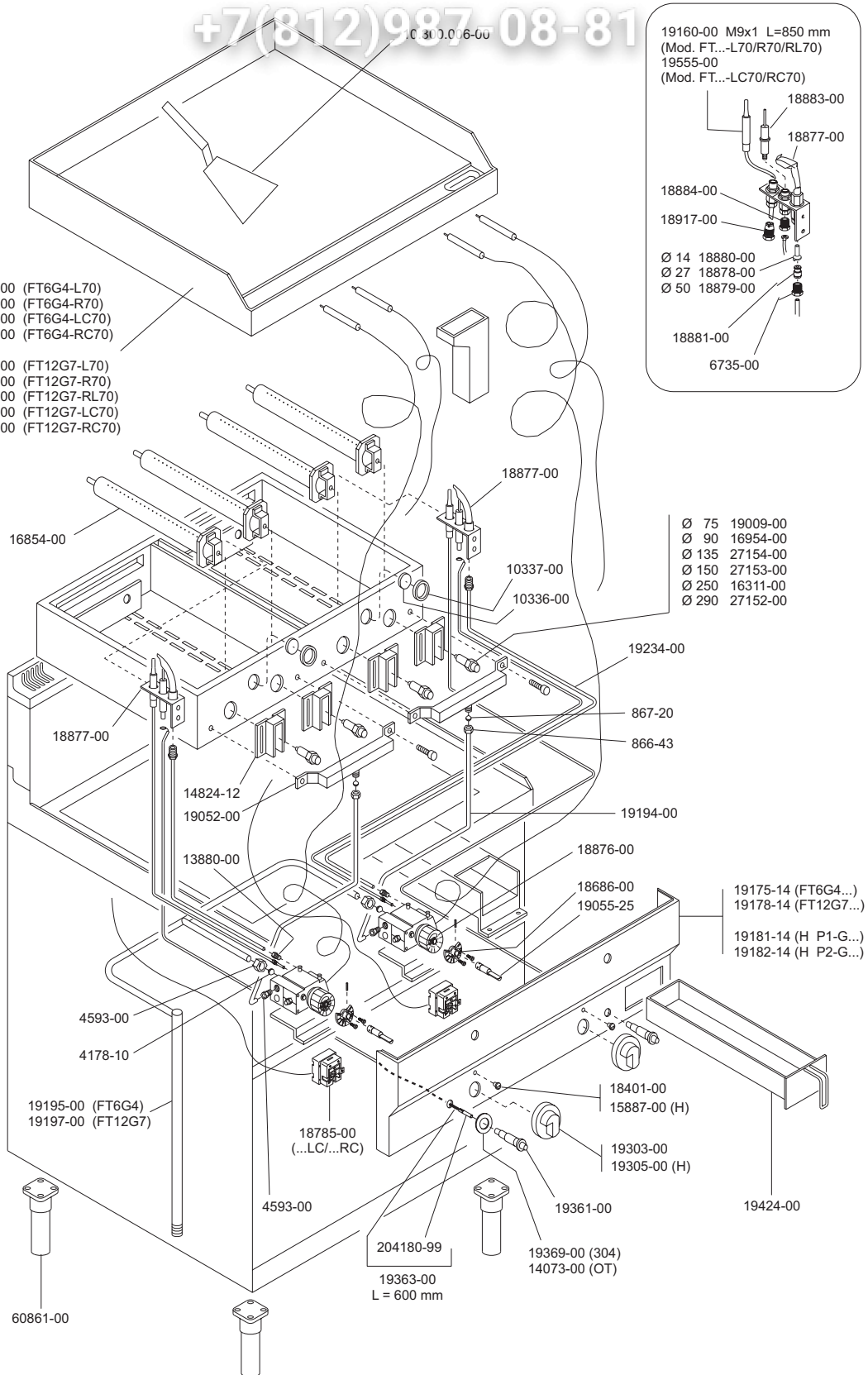
**GASBEHEIZTE BRAT- UND GRILLPLATTEN**

**FRY-TOPS A GAS**

- 90314-10 FT6G4-L70
- 90316-10 FT6G4-R70
- 90315-10 FT12G7-L70
- 90317-10 FT12G7-R70
- 90318-10 FT12G7-RL70
- 90320-10 FT6G4-LC70
- 90321-10 FT6G4-RC70
- 90319-10 FT12G7-LC70
- 90322-10 FT12G7-RC70

- 19315-00 (FT6G4-L70)
- 19319-00 (FT6G4-R70)
- 19324-00 (FT6G4-LC70)
- 19327-00 (FT6G4-RC70)

- 19317-00 (FT12G7-L70)
- 19320-00 (FT12G7-R70)
- 19322-00 (FT12G7-RL70)
- 19326-00 (FT12G7-LC70)
- 19328-00 (FT12G7-RC70)



ELABORATO:	APPROVATO:	GRUPPO:	DENOMINAZIONE:		
<i>Plm</i>		Serie 700	Impianto a gas e mobile		
DATA:	DATA:	PARTICOLARE:	REV. N.	DEL	DISEGNO N.
10 Nov 96	10 Nov 96	Disegno esploso per ricambi	▼	▼	▼
SOST. DIS.	Z04 - 9611.3.7.19.FTG		Z04 - 9611.3.7.19.FTG		

**S700-CE**

Зип Общепит

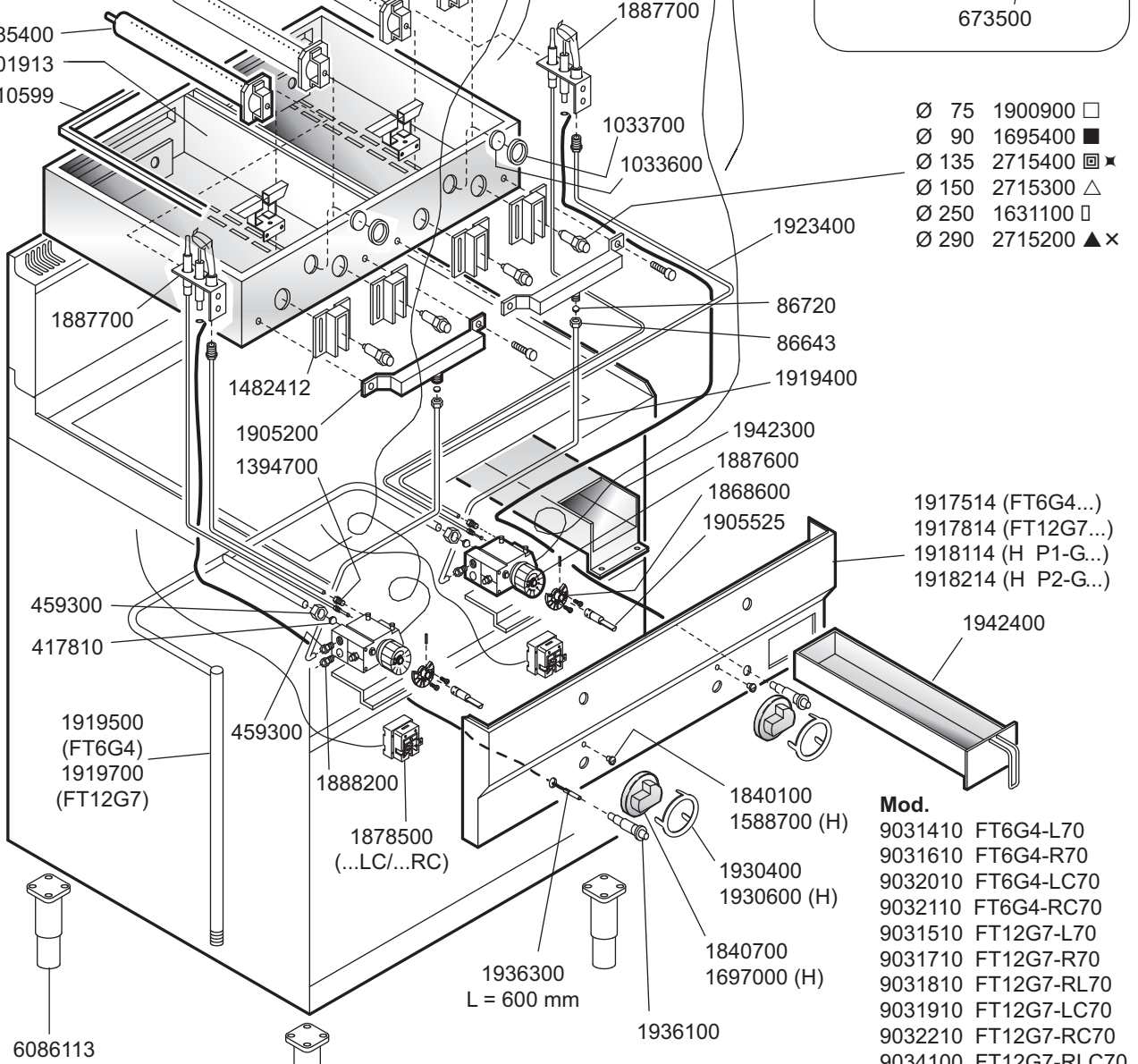
vsezip.ru

+7(812)987-08-81

FRY TOP A GAS  
GAS HEATED FRY TOPS  
GRILLADES A GAZ  
GASBEHEIZTE BRAT- UND GRILLPLATTEN

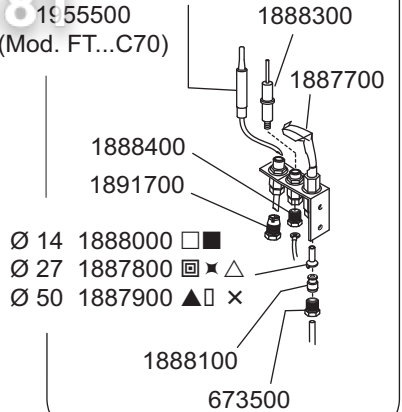
- 1931500 FT6G4-L70
- 1931900 FT6G4-R70
- 1932400 FT6G4-LC70
- 1932700 FT6G4-RC70
- 1931700 FT12G7-L70
- 1932000 FT12G7-R70
- 1932200 FT12G7-RL70
- 1932600 FT12G7-LC70
- 1932800 FT12G7-RC70
- 1938200 FT12G7-RLC70

- 1685400
- 1901913
- 17010599



1916000 M9x1 L=850 mm  
(Mod. FT...L70/R70/RL70)

1955500  
(Mod. FT...C70)



- Ø 75 1900900 □
- Ø 90 1695400 ■
- Ø 135 2715400 ◻ ×
- Ø 150 2715300 △
- Ø 250 1631100 ▢
- Ø 290 2715200 ▲ ×

- 1917514 (FT6G4...)
- 1917814 (FT12G7...)
- 1918114 (H P1-G...)
- 1918214 (H P2-G...)

- Mod.**
- 9031410 FT6G4-L70
  - 9031610 FT6G4-R70
  - 9032010 FT6G4-LC70
  - 9032110 FT6G4-RC70
  - 9031510 FT12G7-L70
  - 9031710 FT12G7-R70
  - 9031810 FT12G7-RL70
  - 9031910 FT12G7-LC70
  - 9032210 FT12G7-RC70
  - 9034100 FT12G7-RLC70

ID GAS: □ G30/50 ■ G30/29 ◻ G20/20 × G25/25 △ G25/20 ▲ G110/8 ▢ G120/8 × G140/8

<p>MARENO INDUSTRIE ALI spa Mareno di Piave (TV)</p>	ELABORATO:	APPROVATO:	GRUPPO:	DENOMINAZIONE:		
	G.Z.		Serie 700	Impianto gas e mobile		
	DATA:	DATA:	PARTICOLARE:	REV. N.	DEL	DISEGNO N.
	24 Nov 1996	24 Nov 1996	Disegno esploso per ricambi	Z05	0303	3.7.19
SOST. DIS.	Z04 9611 3.7.19.FTG					