

Зип Общепит

vsezip.ru

DESPIECE TECNICO

+7(812)987-08-81

Cocinas a Gas
Gas ranges
Fourneaux à gaz
Gas-herde
Cucine a gas
Fogão a gás

GAMA 700

Modelos:

CG7-20

CG7-40

CG7-60

CG7-41

CG7-61

CGE7-41

Mayo 2008 May

Revisado Mayo 2014 May Revised

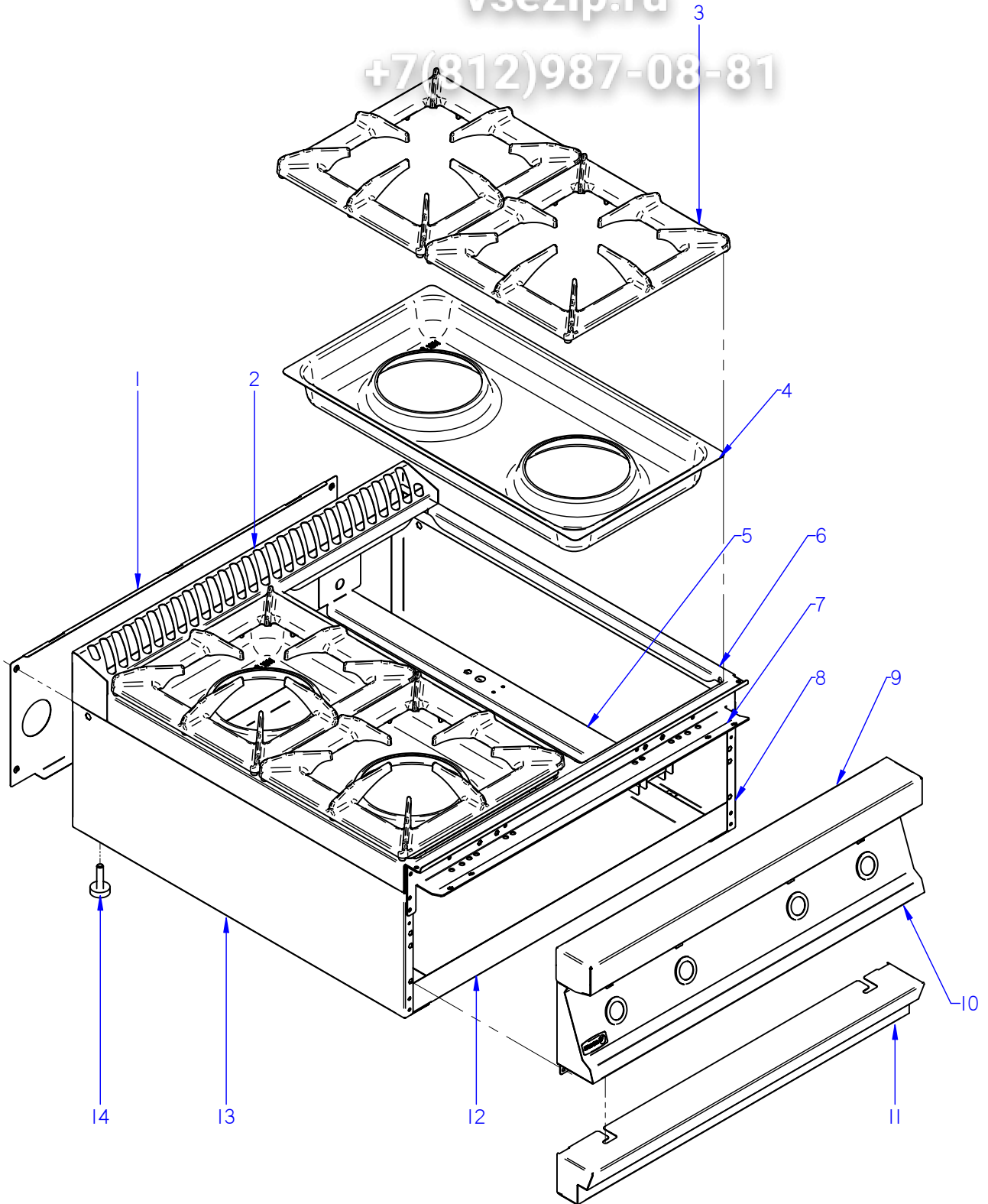
FAGOR 

F A G O R I N D U S T R I A L

Зип Общепит

vsezip.ru

+7(812)987-08-81



ITEM MARCADO EN COLOR = REPUESTO RECOMENDADO
COLOURED ITEM = RECOMMENDED SPARE PART

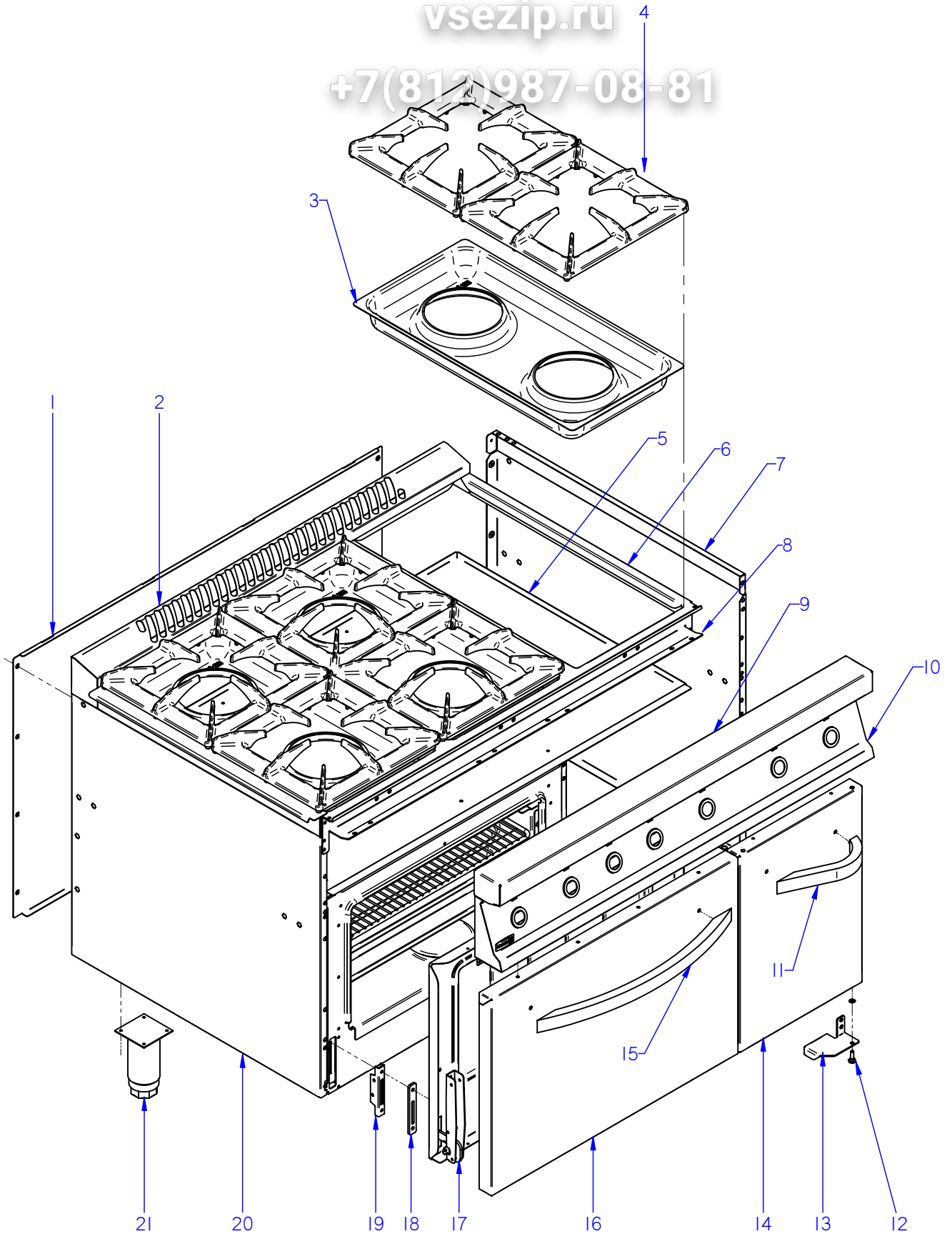
N plano	Firma	Fecha	Aparato	MUEBLE	Lamina	Fagor Industrial S.Coop. FAGOR
C-2050	<i>(Signature)</i>	2008-05	COCINAS CG7-20; CG7-40; CG7-60		1	Oñate

MOD.		COCINAS		ZONA		MUEBLE		
ITEM	CODIGO	DENOMINACION	TEXTO	CG7-20	CG7-40	CG7-60		
1	H602804000	PANEL POSTERIOR SU. G700 1/2M	SUP REAR PANEL G700 1/2M	1	-	-		
1	H602808000	PANEL POSTERIOR SU. G700 1M	SUP REAR PANEL G700 1M	-	1	-		
1	U932813000	PANEL POSTERIOR SU. G750	SUP REAR PANEL G750	-	-	1		
	Q419005000	REMACHE 4X8 ALMG3 / ALUMINIO	RIVET 4X8 ALMG3 / ALUMINIUM	4	4	4		
	X010503000	CIERRE MUELLE	LOCK SPRING	3	4	4		
	Q419007000	REMACHE TUBULAR C/V D3.2X6	TUBULAR RIVET C/V D3.2X6	6	8	8		
2	H125404000	EMBELLECEDOR POSTERIO. 1/2M	REAR TRIM. 1/2M	1	-	-		
2	S565401000	EMBELLECEDOR POSTERIOR 1M	REAR TRIM 1M	-	1	-		
2	U915406000	EMBELLECEDOR POSTERIO. 1,5M	REAR TRIM 1,5M	-	-	1		
3	U915413000	PARRILLA DE MESA (G 700)	TABLE GRILL (G 700)	2	4	6		
4	U915407000	BACINETA QUEMADORES G 700	BASIN BURNERS G 700	1	2	3		
5	U915408000	LISTON SOPORTE QUEMA G 700	BURNER SUPPORT STRUT G 700	1	2	3		
	Q221342000	REMACHE EXAGONAL M5	HEXAGONAL RIVET M5	4	8	12		
	Q152004000	TORNIL. APLASTADO M5X13 A 304	FLAT HEADED SCREW M5x13 A 304	4	8	12		
6	U915410000	MESA COCINA 1/2 M G 700	KITCHEN TABLE 1/2 M G 700	1	-	-		
6	U915411000	MESA COCINA 1 M G 700	KITCHEN TABLE 1 M G 700	-	1	-		
6	U915405000	MESA COCINA 1 1/2 M G 700	KITCHEN TABLE 1 1/2 M G 700	-	-	1		
	Q012031000	TORNILLO EXAGONAL M5X10 A.304	HEXAGONAL BOLT M5X10 A.304	4	4	4		
7	H602602000	ESCUADRA AMARRE ANTER. 1/2 M	FRONT FASTENING BRACKET 1/2	1	-	-		
7	H602603000	ESCUADRA AMARRE ANTER. 1 M	FRONT FASTENING BRACKET 1	-	1	-		
7	U912603000	ESCUADRA AMARRE ANTER. 1,5 M	FRONT FASTENING BRACKET 1	-	-	1		
	Q221342000	REMACHE EXAGONAL M5	HEXAGONAL RIVET M5	6	6	6		
	Q012031000	TORNILLO EXAGONAL M5X10 A.304	HEXAGONAL BOLT M5X10 A.304	3	6	6		
8	H122802000	PANEL LATERAL SUP. DCHO. G700	RIGHT SUP. SIDE PANEL G700	1	1	1		
	Q221342000	REMACHE EXAGONAL M5	HEXAGONAL RIVET M5	5	6	6		
	Q221343000	REMACHE EXAGONAL M6	HEXAGONAL RIVET M6	5	5	5		
9	H125403000	ANTERIOR MESA 1/2M G-700	FRONT BENCH 1/2M G-700	1	-	-		
9	H125409000	ANTERIOR MESA 1M G-700	FRONT BENCH 1M G-700	-	1	-		
9	U915402000	ANTERIOR MESA 1,5 M G-700	FRONT BENCH 1,5 M G-700	-	-	1		

Зип Общепит

vsezip.ru

+7(812)987-08-81



ITEM MARCADO EN COLOR = REPUESTO RECOMENDADO
COLOURED ITEM = RECOMMENDED SPARE PART

N plano	Firma	Fecha	Aparato	MUEBLE	Lamina	Fagor Industrial S.Coop. FAGOR
C-2051	<i>(Signature)</i>	2008-05	COCINAS CG7-41 / 61 ; CGE7-41		2	Oñate

MOD.		COCINAS		ZONA		MUEBLE		
ITEM	CODIGO	DENOMINACION	TEXTO	CG7-41	CG7-61	CGE7-41		
1	S562805000	PANEL POSTERIOR G750	REAR PANEL G750	1	_	1		
1	U912809000	PANEL POSTERIOR 1 1/2M G 700	REAR PANEL 1 1/2M G 700	_	1	_		
	Q419005000	REMACHE 4X8 ALMG3 / ALUMINIO	RIVET 4X8 ALMG3 / ALUMINIUM	8	8	8		
2	S565401000	EMBELLECEDOR POSTERIOR 1M	REAR TRIM 1M	1	_	1		
2	U915406000	EMBELLE CHIMENEA 1 1/2 G 700	FLUE PIPE TRIM 1 1/2 G 700	_	1	_		
3	U915407000	BACINETA QUEMADORES G 700	BASIN BURNERS G 700	2	3	2		
4	U915413000	PARRILLA DE MESA (G 700)	TABLE GRILL (G 700)	4	6	4		
5	U912605000	BASE RECOGE GRASAS 1M	GREASE COLLECTION TRAY 1M	1	_	1		
5	U912604000	BASE RECOGE GRASAS 1 1/2M	GREASE COLLECTION BASE 1 1/2M	_	1	_		
	Q419005000	REMACHE 4X8 ALMG3 / ALUMINIO	RIVET 4X8 ALMG3 / ALUMINIUM	3	3	3		
6	U915411000	MESA COCINA 1 M G 700	KITCHEN TABLE 1 M G 700	1	_	1		
6	U915405000	MESA COCINA 1 1/2M G 700	KITCHEN TABLE 1 1/2M G 700	_	1	_		
	Q152004000	TORNIL. APLASTADO M5X13 A 304	FLAT HEADED SCREW M5x13 A 304	4	4	4		
7	U912802000	PANEL LATERAL DCHO. G700	RIGHT SIDE PANEL G700	1	1	1		
	Q221342000	REMACHE EXAGONAL M5	HEXAGONAL RIVET M5	4	4	4		
	Q221343000	REMACHE EXAGONAL M6	HEXAGONAL RIVET M6	11	11	11		
	Q012043000	TORNILL. EXAGONAL M6X20 A.304	HEXAGONAL BOLT M6X10 A.304	2	2	2		
	Q302022000	ARANDELA 16X6X1.2 A.304	WASHER 16X6X1.2 A.304	2	2	2		
8	H602603000	ESCUADRA AMARRE ANTER. 1 M	FRONT FASTENING BRACKET 1	1	_	1		
8	U912603000	ESCUADRA AMARRE ANTERI 1 1/2	FRONT FAST. BRACKET 1 1/2	_	1	_		
	Q221342000	REMACHE EXAGONAL M5	HEXAGONAL RIVET M5	6	6	6		
	Q152004000	TORNIL. APLASTADO M5X13 A 304	FLAT HEADED SCREW M5x13 A 304	6	6	6		
9	H125409000	ANTERIOR MESA 1M G-700	FRONT BENCH 1M G-700	1	_	1		
9	U915402000	ANTERIOR MESA 1 1/2M G700	FRONT BENCH 1 1/2M G700	_	1	_		
	Q152004000	TORNIL. APLASTADO M5X13 A 304	FLAT HEADED SCREW M5x13 A 304	2	2	2		
10	U912808000	PORTAMANDOS COMPL CG-741	COMPL CONTROL HOLDER CG-741	1	_	1		
10	U912804000	PORTAMANDOS COMPL CG-761	COMPL CONTROL HOLDER CG-761	_	1	_		
10	U952810000	PORTAMANDOS COMPL CGE-741	COMPL CONTROL HOLDER CGE-741	_	_	1		
	Q152004000	TORNIL. APLASTADO M5X13 A 304	FLAT HEADED SCREW M5x13 A 304	4	4	4		
	U912805000	ESCUDO FAGOR G700	FAGOR EMBLEM G700	1	1	1		
	Q221023000	CLIP SUJECIÓN RÁPIDA Ø5	RAPID CONNECT CLIP Ø5	2	2	2		

MOD.	COCINAS	ZONA	MUEBLE					
		vsezip.ru						
		+7(812)987-08-81						
ITEM	CODIGO	DENOMINACION	TEXTO	CG7-41	CG7-61	CGE7-41		
11	U910506000	ASA ARMARIO COMPL G700	FULL CUPBOARD HANDLE G700	-	1	-		
	Q162040000	TUERCA EXAGONAL M6	HEXAGONAL NUT M6	-	2	-		
	Q232040000	ARANDELA A6	WASHER A6	-	2	-		
12	X960504000	TORNILLO DE GIRO M8	ROTATION BOLT M8	-	1	-		
	Q232040000	ARANDELA A6	WASHER A6	-	2	-		
	Q232050000	ARANDELA A8	WASHER A8	-	1	-		
13	U020511000	BISAGRA DERECHA INFERIOR	LOWER RIGHT HINGE	-	1	-		
14	U910503000	PUERTA LATERAL G700	SIDE DOOR G700	-	1	-		
	U910504000	CONTRAPUERTA LATERAL G 700	SIDE DOOR REVERSE G 700	-	1	-		
	X960501000	IMAN	MAGNET	-	2	-		
	X960502000	FIJACION IMAN	MAGNET ATTACHMENT	-	2	-		
	Q012021000	TORN.EXA. M4X10	HEX BOLT M4X10	-	2	-		
	Q232050000	ARANDELA A8	WASHER A8	-	2	-		
15	U020504000	ASA DE HORNO COMPL. G 900	COMPL. OVEN HANDLE G 900	1	1	1		
	Q302022000	ARANDELA 16X6X1.2 A.304	WASHER 16X6X1.2 A.304	2	2	2		
	Q012041000	TORNILLO EXAGONAL M6X10 A.304	HEXAGONAL BOLT M6X10 A.304	2	2	2		
	Q162040000	TUERCA EXAGONAL M6	HEXAGONAL NUT M6	2	2	2		
	12038310	KIT PUERTA HORNO	OVEN DOOR KIT	1	1	1		
16	U910501000	PUERTA DE HORNO G700	OVEN DOOR G700	1	1	1		
	U910502000	CONTRAPUERTA HORNO G700	OVEN DOOR REVERSE G700	1	1	1		
	Q152004000	TORNIL. APLASTADO M5X13 A 304	FLAT HEADED SCREW M5x13 A 304	3	3	3		
	X160537000	TAPON PUERTAS	DOOR COVER	1	1	1		
17	U020528000	BISAGRA CIERRE HORNO	OVEN LOCK HINGE	2	2	2		
	Q152022000	TORNILLO M.6X8	BOLT M.6X8	6	6	6		
18	U915619000	EMBELLECEDOR GUIA BISAGRA	HINGE GUIDE TRIM	2	2	2		
	Q152045000	TORNILLO AMARRRE M6X25	FASTENING BOLT M6X25	4	4	4		
19	U010512000	GUIA BISAGRA HORNO	OVEN HINGE GUIDE	2	2	2		

+7(812)987-08-81

MOD.	COCINAS	ZONA	QUEMADORES					
ITEM	CODIGO	DENOMINACION	TEXTO	CG7-20	CG7-40	CG7-60	CG7-41	CG7-61
1	U915613000	DEFLECTOR QUEMADOR HORNO	OVEN BURNER DEFLECTOR	-	-	-	1	1
	Q152004000	TORNIL. APLASTADO M5X13 A 304	FLAT HEADED SCREW M5x13 A 304	-	-	-	1	1
	Q302022000	ARANDELA 16X6X1.2 A.304	WASHER 16X6X1.2 A.304	-	-	-	1	1
	Q221342000	REMACHE EXAGONAL M5	HEXAGONAL RIVET M5	-	-	-	1	1
2	U105635000	AMARRE QUEMADOR HORNO(HG)	OVEN BURNER FASTENING (HG)	-	-	-	1	1
	Q222041000	REMACHE EXAGONAL M4 (INOX)	HEXAGONAL RIVET M4 (INOX)	-	-	-	4	4
	Q012031000	TORNILLO EXAGONAL M5X10 A304	HEXAGONAL BOLT M5x10 A304	-	-	-	2	2
3	U322118000	PILOTO COMPLETO 100.062	COMPLETE PILOT LIGHT 100.062	-	-	-	1	1
	U442137000	INYECTOR Ø 0.4 GN	INJECTOR Ø 0.4 GN.	-	-	-	1	1
	Q012031000	TORNILLO EXAGONAL M5X10 A304	HEXAGONAL BOLT M5x10 A304	-	-	-	2	2
4	X505724000	MANGUITO PORTATOVERAS	NOZZLE HOLDER SLEEVE	-	-	-	1	1
5	U134323000	RACORD BICONO 6 958.031	BICONE CONNECTION 6 958.031	-	-	-	1	1
6	Q223019000	TUERCA 3/8 GAS LATÓN	NUT 3/8 GAS BRASS	-	-	-	1	1
7	X505013000	REGULADOR DE AIRE POLIDORO	POLIDORO AIR CONTROL	-	-	-	1	1
	Q031322000	TORNILLO ALOMADO M4X15	CURVED SCREW M4X15	-	-	-	1	1
8	U105701000	QUEMADOR HORNO COMPLETO	COMPLETE OVEN BURNER	-	-	-	1	1
	Q042022000	TORNILLO AVELLANADO M4X15	COUNTERSUNK BOLT M4x15	-	-	-	4	4
	R612400000	TOBERA DE Ø 1.35 B.P.	NOZZLE Ø 1.35 B.P.	-	-	-	1	1
	9207500000	TOBERA DE Ø 2.05 G.N.	NOZZLE Ø 2.05 G.N.	-	-	-	1	1
9	U915606000	BASE INTERIOR HORNO G700	OVEN INTERIOR BASE G700	-	-	-	1	1
	Q152004000	TORNIL. APLASTADO M5X13 A304	FLAT HEADED BOLT M5x13 A304	-	-	-	4	4
	Q221342000	REMACHE EXAGONAL M5	HEXAGONAL RIVET M5	-	-	-	2	2
10	U915408000	LISTON SOPORTE QUEMA G 700	BURNER SUPPORT STRUT G 700	1	2	3	2	3
11	11U9121210	PILOTO COMPLETO	COMPLETE PILOT LIGHT	2	4	6	4	6
S/Nº	X012126000	CUERPO SIN RACORD 901.210	BODY WITHOUT CONNECTION 901.210	2	4	6	4	6
S/Nº	U442137000	INYECTOR Ø 0.4 GN	INJECTOR Ø 0.4 GN.	2	4	6	4	6
S/Nº	U912107000	CABEZA PILOTO 1 LLAMA (G 700)	PILOT HEAD 1 FLAME (G 700)	2	4	6	4	6
S/Nº	U442130000	AMARRE TRASERO PI 978.009	REAR FASTEN. PI 978.009	2	4	6	4	6
S/Nº	X012116000	TORNILLO AMARRE 953.007	FASTENING BOLT 953.007	2	4	6	4	6
S/Nº	X012122000	REGULADOR AIRE 912.001	AIR CONTROL 912.001	2	4	6	4	6
S/Nº	U442131000	AMARRE DELANTERO PI 978.021	FRONT FASTENING PI 978.021	2	4	6	4	6

+7(812)987-08-81

MOD.	COCINAS	ZONA	QUEMADORES					
ITEM	CODIGO	DENOMINACION	TEXTO	CG7-20	CG7-40	CG7-60	CG7-41	CG7-61
S/Nº	U442136000	CUERPO SIN RACORD (INY. Ø 0.4)	BODY WITHOUT CONNECTION 9	2	4	6	4	6
S/Nº	U442133000	RACORD BICONO 4 958.030	BICONE CONNECTION 4,958.030	2	4	6	4	6
12	U565700000	VENTURI QUEMADOR 8000	VENTURI BURNER 8000	—	1	2	1	2
	R422400000	TOBERA DE Ø 1.25 B.P.	NOZZLE Ø 1.25 B.P.	—	1	2	1	2
	U912401000	TOBERA DE Ø 1.95 G.N.	NOZZLE Ø 1.95 G.N.	—	1	2	1	2
13	U265702000	REGULADOR AIRE	AIR CONTROLLER	—	1	2	1	2
14	U915702000	CUERPO QUEMADOR 7000 Kcal/h	BURNER BODY 7000 Kcal/h	—	1	2	1	2
	Q132054000	VARILLA ROSCADA M6 x 12	THREADED ROD M6 x 12	—	1	2	1	2
	Q162040000	TUERCA EXAGONAL M6	HEXAGONAL NUT M6	—	1	2	1	2
15	U915703000	PROTEC. PILOTO QUEMAD. 7000	BURNER PILOT GUARD 7000	—	1	2	1	2
	Q012045000	TORNILLO EXAGONAL M6X30 A.304	HEXAGONAL BOLT M6X30 A.304	—	1	2	1	2
	Q302022000	ARANDELA 16X6X1.2 A.304	WASHER 16X6X1.2 A.304	—	1	2	1	2
16	U135702500	QUEMADOR 8000 MESA	BURNER 8000 BENCH	—	1	2	1	2
	Q371026000	MANGUITO SUJEC. 4X14 DIN1481	HOSE FASTENING 4X14 ØIN1481	—	1	2	1	2
	Q131511000	VARILLA ROSCADA M3x8 DIN 913	THREADED ROD M3x8 DIN 913	—	1	2	1	2
17	U125720000	VENTURI QUEMADOR 4000 kcal	VENTURI BURNER 4000 kcal	2	3	4	3	4
	X312400000	TOBERA DE Ø 1.10 B.P.	NOZZLE Ø 1.10 B.P.	2	3	4	3	4
	U122407000	TOBERA DE Ø 1.05 B.P.	NOZZLE Ø 1.05 B.P.	2	3	4	3	4
	R302400000	TOBERA DE Ø 1.65 G.N.	NOZZLE Ø 1.65 G.N.	2	3	4	3	4
18	U265702000	REGULADOR AIRE	AIR CONTROLLER	2	3	4	3	4
19	U915701000	CUERPO QUEMADOR 5000 Kcal/h	BURNER BODY 5000 Kcal/h	2	3	4	3	4
	Q131542000	VARILLA ROSCADA M6 x 15	THREADED ROD M6 x 15	2	3	4	3	4
	Q162040000	TUERCA EXAGONAL M6	HEXAGONAL NUT M6	2	3	4	3	4
20	U915704000	PROTEC. PILOTO QUEMAD. 5000	BURNER PILOT GUARD 5000	2	3	4	3	4
	Q012045000	TORNILLO EXAGONAL M6X30 A304	HEXAGONAL BOLT M6x30 A304	2	3	4	3	4
	Q302022000	ARANDELA 16X6X1.2 A.304	WASHER 16X6X1.2 A.304	2	3	4	3	4
21	U445731500	QUEMADOR 4000 (00545-010)	BURNER 4000 (00545-010)	2	3	4	3	4
21	U445731000	QUEMADOR 4000 (00545-010)	BURNER 4000 (00545-010)	2	3	4	3	4
21	12039162	QUEMADOR 4000 Kcal/H	BURNER 4000 Kcal/H	2	3	4	3	4
	Q371026000	MANGUITO SUJEC. 4X14 DIN1481	HOSE FASTENING 4X14 ØIN1481	2	3	4	3	4
	Q131511000	VARILLA ROSCADA M3x8 DIN 913	THREADED ROD M3x8 DIN 913	2	3	4	3	4

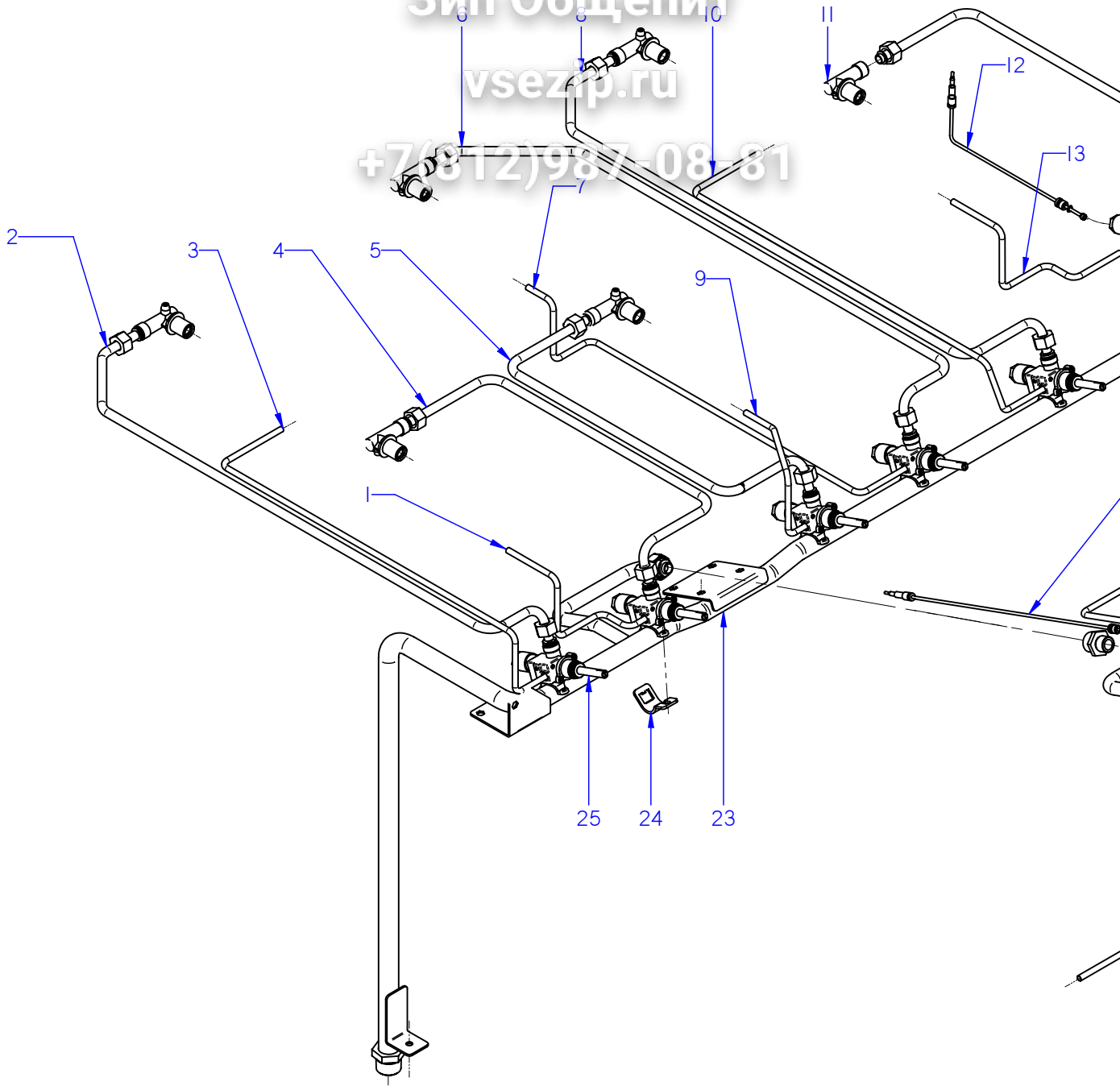
MOD.		COCINAS		ZONA		QUEMADORES				
ITEM	CODIGO	DENOMINACION	TEXTO	CG7-20 H	CG7-40 H	CG7-60H	CG7-41H	CG7-61H		
1	U915613000	DEFLECTOR QUEMADOR HORNO	OVEN BURNER DEFLECTOR	-	-	-	1	1		
	Q152004000	TORNIL. APLASTADO M5X13 A 304	FLAT HEADED SCREW M5x13 A 304	-	-	-	1	1		
	Q302022000	ARANDELA 16X6X1.2 A.304	WASHER 16X6X1.2 A.304	-	-	-	1	1		
	Q221342000	REMACHE EXAGONAL M5	HEXAGONAL RIVET M5	-	-	-	1	1		
2	U105635000	AMARRE QUEMADOR HORNO(HG)	OVEN BURNER FASTENING (HG)	-	-	-	1	1		
	Q222041000	REMACHE EXAGONAL M4 (INOX)	HEXAGONAL RIVET M4 (INOX)	-	-	-	4	4		
	Q012031000	TORNILLO EXAGONAL M5X10 A304	HEXAGONAL BOLT M5x10 A304	-	-	-	2	2		
3	U322118000	PILOTO COMPLETO 100.062	COMPLETE PILOT LIGHT 100.062	-	-	-	1	1		
	U442137000	INYECTOR Ø 0.4 GN	INJECTOR Ø 0.4 GN.	-	-	-	1	1		
	Q012031000	TORNILLO EXAGONAL M5X10 A304	HEXAGONAL BOLT M5x10 A304	-	-	-	2	2		
4	X505724000	MANGUITO PORTATOVERAS	NOZZLE HOLDER SLEEVE	-	-	-	1	1		
5	U134323000	RACORD BICONO 6 958.031	BICONE CONNECTION 6 958.031	-	-	-	1	1		
6	Q223019000	TUERCA 3/8 GAS LATÓN	NUT 3/8 GAS BRASS	-	-	-	1	1		
7	X505013000	REGULADOR DE AIRE POLIDORO	POLIDORO AIR CONTROL	-	-	-	1	1		
	Q031322000	TORNILLO ALOMADO M4X15	CURVED SCREW M4X15	-	-	-	1	1		
8	U105701000	QUEMADOR HORNO COMPLETO	COMPLETE OVEN BURNER	-	-	-	1	1		
	Q042022000	TORNILLO AVELLANADO M4X15	COUNTERSUNK BOLT M4x15	-	-	-	4	4		
	R612400000	TOBERA DE Ø 1.35 B.P.	NOZZLE Ø 1.35 B.P.	-	-	-	1	1		
	9207500000	TOBERA DE Ø 2.05 G.N.	NOZZLE Ø 2.05 G.N.	-	-	-	1	1		
9	U915606000	BASE INTERIOR HORNO G700	OVEN INTERIOR BASE G700	-	-	-	1	1		
	Q152004000	TORNIL. APLASTADO M5X13 A304	FLAT HEADED BOLT M5x13 A304	-	-	-	4	4		
	Q221342000	REMACHE EXAGONAL M5	HEXAGONAL RIVET M5	-	-	-	2	2		
10	U915408000	LISTON SOPORTE QUEMA G 700	BURNER SUPPORT STRUT G 700	1	2	3	2	3		
11	11U9121210	PILOTO COMPLETO	COMPLETE PILOT LIGHT	2	4	6	4	6		
S/Nº	X012126000	CUERPO SIN RACORD 901.210	BODY WITHOUT CONNECTION 901.210	2	4	6	4	6		
S/Nº	U442137000	INYECTOR Ø 0.4 GN	INJECTOR Ø 0.4 GN.	2	4	6	4	6		
S/Nº	U912107000	CABEZA PILOTO 1 LLAMA (G 700)	PILOT HEAD 1 FLAME (G 700)	2	4	6	4	6		
S/Nº	U442130000	AMARRE TRASERO PI 978.009	REAR FASTEN. PI 978.009	2	4	6	4	6		
S/Nº	X012116000	TORNILLO AMARRE 953.007	FASTENING BOLT 953.007	2	4	6	4	6		
S/Nº	X012122000	REGULADOR AIRE 912.001	AIR CONTROL 912.001	2	4	6	4	6		
S/Nº	U442131000	AMARRE DELANTERO PI 978.021	FRONT FASTENING PI 978.021	2	4	6	4	6		

MOD.		COCINAS		ZONA		QUEMADORES				
ITEM	CODIGO	DENOMINACION	TEXTO	CG7-20 H	CG7-40 H	CG7-61H	CG7-41H	CG7-61H		
S/Nº	U442136000	CUERPO SIN RACORD (INY. Ø 0.4)	BODY WITHOUT CONNECTION 90	2	4	6	4	6		
S/Nº	U442133000	RACORD BICONO 4 958.030	BICONE CONNECTION 4,958.030	2	4	6	4	6		
12	U565700000	VENTURI QUEMADOR 8000	VENTURI BURNER 8000	2	4	6	4	6		
	R422400000	TOBERA DE Ø 1.25 B.P.	NOZZLE Ø 1.25 B.P.	2	4	6	4	6		
	U912401000	TOBERA DE Ø 1.95 G.N.	NOZZLE Ø 1.95 G.N.	2	4	6	4	6		
13	U265702000	REGULADOR AIRE	AIR CONTROLLER	2	4	6	4	6		
14	U915702000	CUERPO QUEMADOR 7000 Kcal/h	BURNER BODY 7000 Kcal/h	2	4	6	4	6		
	Q132054000	VARILLA ROSCADA M6 x 12	THREADED ROD M6 x 12	2	4	6	4	6		
	Q162040000	TUERCA EXAGONAL M6	HEXAGONAL NUT M6	2	4	6	4	6		
15	U915703000	PROTEC. PILOTO QUEMAD. 7000	BURNER PILOT GUARD 7000	2	4	6	4	6		
	Q012045000	TORNILLO EXAGONAL M6X30 A.304	HEXAGONAL BOLT M6X30 A.304	2	4	6	4	6		
	Q302022000	ARANDELA 16X6X1.2 A.304	WASHER 16X6X1.2 A.304	2	4	6	4	6		
16	U135702500	QUEMADOR 8000 MESA	BURNER 8000 BENCH	2	4	6	4	6		
	Q371026000	MANGUITO SUJEC. 4X14 DIN1481	HOSE FASTENING 4X14 ØIN1481	2	4	6	4	6		
	Q131511000	VARILLA ROSCADA M3x8 DIN 913	THREADED ROD M3x8 DIN 913	2	4	6	4	6		
17	U125720000	VENTURI QUEMADOR 4000 kcal	VENTURI BURNER 4000 kcal	-	-	-	-	-		
	X312400000	TOBERA DE Ø 1.10 B.P.	NOZZLE Ø 1.10 B.P.	-	-	-	-	-		
	U122407000	TOBERA DE Ø 1.05 B.P.	NOZZLE Ø 1.05 B.P.	-	-	-	-	-		
	R302400000	TOBERA DE Ø 1.65 G.N.	NOZZLE Ø 1.65 G.N.	-	-	-	-	-		
18	U265702000	REGULADOR AIRE	AIR CONTROLLER	-	-	-	-	-		
19	U915701000	CUERPO QUEMADOR 5000 Kcal/h	BURNER BODY 5000 Kcal/h	-	-	-	-	-		
	Q131542000	VARILLA ROSCADA M6 x 15	THREADED ROD M6 x 15	-	-	-	-	-		
	Q162040000	TUERCA EXAGONAL M6	HEXAGONAL NUT M6	-	-	-	-	-		
20	U915704000	PROTEC. PILOTO QUEMAD. 5000	BURNER PILOT GUARD 5000	-	-	-	-	-		
	Q012045000	TORNILLO EXAGONAL M6X30 A304	HEXAGONAL BOLT M6x30 A304	-	-	-	-	-		
	Q302022000	ARANDELA 16X6X1.2 A.304	WASHER 16X6X1.2 A.304	-	-	-	-	-		
21	U445731500	QUEMADOR 4000 (00545-010)	BURNER 4000 (00545-010)	-	-	-	-	-		
21	U445731000	QUEMADOR 4000 (00545-010)	BURNER 4000 (00545-010)	-	-	-	-	-		
	Q371026000	MANGUITO SUJEC. 4X14 DIN1481	HOSE FASTENING 4X14 ØIN1481	-	-	-	-	-		
	Q131511000	VARILLA ROSCADA M3x8 DIN 913	THREADED ROD M3x8 DIN 913	-	-	-	-	-		

Зип Общепит

vsezip.ru

+7(812)987-08 81



ITEM MARCADO EN COLOR = REPUUESTO RECOMENDADO
COLOURED ITEM = RECOMMENDED SPARE PART

N plano	Firma	Fecha	Aparato	Lamina	Fogor Industrial S. Coop.
C-2053	<i>[Signature]</i>	2008-05	CONDICIONES Y GIRFOS COCINAS CG7- / CGE7-41	4	Onete



MOD.		COCINAS		ZONA	CONDUCCIONES Y GRIFOS				
ITEM	CODIGO	DENOMINACION	TEXTO	CG7-20	CG7-40	CG7-60	CG7-20 H	CG7-40 H	
1	U915022000	TUBO PILOTO ANTERIOR IZQDO.	LEFT FRONT PILOT PIPE	—	1	1	—	1	
1	12092653	TUBO PILOTO ANTERIOR IZQDO.	LEFT FRONT PILOT PIPE	—	1	1	—	1	
	U134323000	RACORD BICONO 6 958.031	BICONE CONNECTION 6 958.031	—	2	2	—	2	
2	U905010000	TUBO POSTERIOR G700	REAR PIPE G700	1	—	—	1	—	
2	U915010000	TUBO POSTERIOR IZQUIER. G700	LEFT REAR PIPE G700	—	1	1	—	1	
3	U905007000	TUBO PILOTO POSTERIOR	REAR PILOT PIPE	1	—	—	1	—	
3	U915021000	TUBO PILOTO POSTERIOR IZDO.	LEFT REAR PILOT PIPE	—	1	1	—	1	
3	12008098	TUBO PILOTO POSTERIOR CG7-20	REAR PILOT PIPE CG7-20	—	1	1	—	1	
3	12092648	TUBO PILOTO POSTERIOR CG7-20	REAR PILOT PIPE CG7-20	—	1	1	—	1	
	U134323000	RACORD BICONO 6 958.031	BICONE CONNECTION 6 958.031	2	2	2	2	2	
4	U915016000	TUBO ANTERIOR IZQUIERDO G700	LEFT FRONT PIPE G700	—	1	1	—	1	
5	U915025000	TUBO ANTERIOR CENTRAL G700	CENTRAL FRONT PIPE G700	—	1	1	—	1	
	Q306062000	ARANDELA Ø13,9X10,33x1,5	WASHER Ø13.9X10.33x1.5	—	8	8	—	8	
6	U905012000	TUBO ANTERIOR G700	FRONT PIPE G700	1	—	—	1	—	
6	U915019000	TUBO ANTERIOR DERECHO G700	RIGHT FRONT PIPE G700	1	—	—	1	—	
6	U915027000	TUBO POSTERIOR CENTRAL G700	CENTRAL REAR PIPE G700	—	1	1	—	1	
7	U905008000	TUBO PILOTO ANTERIOR	FRONT PILOT PIPE	1	—	—	1	—	
7	U915029000	TUBO PILOTO POSTER. CENTRAL	REAR PILOT PIPE CENTRAL	—	1	1	—	1	
7	12092649	TUBO PILOTO POSTER. CENTRAL	REAR PILOT PIPE CENTRAL	—	1	1	—	1	
	U134323000	RACORD BICONO 6 958.031	BICONE CONNECTION 6 958.031	2	2	2	2	2	
8	U915017000	TUBO POSTERIOR DCHO G700	RIGHT REAR PIPE G700	—	—	1	—	—	
	Q306062000	ARANDELA Ø13,9X10,33x1,5	WASHER Ø13.9X10.33x1.5	—	—	2	—	—	
9	U915009000	TUBO PILOTO ANTER. CENTRAL	FRONT PILOT PIPE CENTRAL	—	1	1	—	1	
9	12092656	TUBO PILOTO ANTER. CENTRAL	FRONT PILOT PIPE CENTRAL	—	1	1	—	1	
	U134323000	RACORD BICONO 6 958.031	BICONE CONNECTION 6 958.031	—	2	2	—	2	
10	U915023000	TUBO PILOTO POSTERIOR DCHO.	RIGHT REAR PILOT PIPE	—	—	1	—	—	
10	12098139	TUBO PILOTO POSTERIOR DCHO.	RIGHT REAR PILOT PIPE	—	—	1	—	—	
	U134323000	RACORD BICONO 6 958.031	BICONE CONNECTION 6 958.031	—	—	2	—	—	
11	U915014000	PORTATOVERAS HORNO	OVEN NOZZLE HOLDER	2	4	6	2	4	
	U565011000	TUERCA GUIA	GUIDE NUT	2	4	6	2	4	
	Q153002000	TORNILLO TAPON	CAP BOLT	2	4	6	2	4	

MOD.	COCINAS	ZONA	CONDUCCIONES Y GRIFOS					
ITEM	CODIGO	DENOMINACION	TEXTO	CG7-20	CG7-40	CG7-60	CG7-20 H	CG7-40 H
12	U222130000	TERMOPAR L=600	THERMOCOUPLE L=600	2	4	6	2	4
13	U915024000	TUBO PILOTO ANTERIOR DCHO	RIGHT FRONT PILOT PIPE	-	-	1	-	-
13	12098140	TUBO PILOTO ANTERIOR DCHO	RIGHT FRONT PILOT PIPE	-	-	1	-	-
	U134323000	RACORD BICONO 6 958.031	BICONE CONNECTION 6 958.031	-	-	2	-	-
14	U915019000	TUBO ANTERIOR DERECHO G700	RIGHT FRONT PIPE G700	-	-	1	-	-
	Q306062000	ARANDELA Ø13,9X10,33x1,5	WASHER Ø13.9X10.33x1.5	-	-	2	-	-
15	U912101000	GRIFO VALVULA CPM18700/821	VALVE TAP CPM18700/821	2	3	4	-	-
16	H122101000	BOTON DE MANDO Ø8 G700	CONTROL BUTTON Ø8 G700	2	4	6	2	4
17	U742131000	TERMOPAR L=1500 M9	THERMOCOUPLE L=1500 M9	-	-	-	-	-
18	U915008000	TUBO PILOTO HORNO G 700	OVEN PILOT PIPE G 700	-	-	-	-	-
	U134323000	RACORD BICONO 6 958.031	BICONE CONNECTION 6 958.031	-	-	-	-	-
19	U915005000	TUBO EUROSIT A HORNO COMPL	EUROSIT PIPE TO COMPL OVEN	-	-	-	-	-
	Q306062000	ARANDELA Ø13,9X10,33x1,5	WASHER Ø13.9X10.33x1.5	-	-	-	-	-
20	R062101000	EJE BOTON DE MANDO EUROSIT	CONTROL BUTTON SHAFT EURO	-	-	-	-	-
	Q131560000	VARILLA ROSCADA M4x8 DIN913	THREADED ROD M4x8 DIN913	-	-	-	-	-
21	U912105000	BOTON DE MANDO Ø 8 EUROSIT	CONTROL BUTTON Ø 8 EUROSIT	-	-	-	-	-
22	T982100000	VALVULA 630 EUR 630.343	VALVE 630 EUR 630.343	-	-	-	-	-
	T982102000	TAPON 3/8 972.061	CAP 3/8 972.061	-	-	-	-	-
	U875017000	MANGUITO R 3/8"-R1/2"	HOSE R 3/8"-R1/2"	-	-	-	-	-
	Q306058000	ARANDELA Ø23,5X17,60X1,5	WASHER Ø23.5X17.60X1.5	-	-	-	-	-
23	U905013000	CONDUCCION GENERAL CG7-20	GENERAL PIPING CG7-20	1	-	-	1	-
23	U905002000	CONDUCCION GENERAL CG7-40	GENERAL PIPING CG7-40	-	1	-	-	1
23	U905016000	CONDUCCION GENERAL CG7-60	GENERAL PIPING CG7-60	-	-	1	-	-
	U635008000	TUERCA CIEGA 3/4	BLIND NUT 3/4	1	1	1	1	1
	Q152004000	TORNIL. APLASTADO M5X13 A 304	FLAT HEADED SCREW M5x13 A 304	4	4	4	4	4
	Q306051000	ARANDELA TAPON Ø 23.5x3	CAP WASHER Ø 23.5x3	1	1	1	1	1
24	U912104000	BRIDA AMARRE GRIFO 1/2"	TAP FASTENING FLANGE 1/2"	2	4	6	2	4
	Q122032000	TORNILLO ALLEN M.5x15	ALLEN HEAD SCREW M.5x15	2	4	6	2	4
25	U912109000	GRIFO 18700 BY-PASS 1,15	TAP 18700 BY-PASS 1.15	-	1	2	2	4

MOD.	COCINAS	ZONA	CONDUCCIONES Y GRIFOS					
ITEM	CODIGO	DENOMINACION	TEXTO	CG7-41	CG7-61	CGE7-41	CG7-41 H	CG7-61 H
1	U915022000	TUBO PILOTO ANTERIOR IZD G700	LEFT FRONT PILOT PIPE G700	1	1	1	1	1
1	12092653	TUBO PILOTO ANTERIOR IZQDO.	LEFT FRONT PILOT PIPE	1	1	1	1	1
	U134323000	RACORD BICONO 6 958.031	BICONE CONNECTION 6 958.031	2	2	2	2	2
2	U915010000	TUBO POSTERIOR IZQUIER. G700	LEFT REAR PIPE G700	1	1	1	1	1
	Q306062000	ARANDELA Ø13,9X10,33x1,5	WASHER Ø13.9X10.33x1.5	2	2	2	2	2
3	U915021000	TUBO PILOTO POSTERIOR IZDO.	LEFT REAR PILOT PIPE	1	1	1	1	1
	U134323000	RACORD BICONO 6 958.031	BICONE CONNECTION 6 958.031	2	2	2	2	2
4	U915016000	TUBO ANTERIOR IZQUIERDO G700	LEFT FRONT PIPE G700	1	1	1	1	1
	Q306062000	ARANDELA Ø13,9X10,33x1,5	WASHER Ø13.9X10.33x1.5	2	2	2	2	2
5	U915025000	TUBO ANTERIOR CENTRAL G700	CENTRAL FRONT PIPE G700	1	1	1	1	1
	Q306062000	ARANDELA Ø13,9X10,33x1,5	WASHER Ø13.9X10.33x1.5	2	2	2	2	2
6	U915027000	TUBO POSTERIOR CENTRAL G700	CENTRAL REAR PIPE G700	1	1	1	1	1
	Q306062000	ARANDELA Ø13,9X10,33x1,5	WASHER Ø13.9X10.33x1.5	2	2	2	2	2
7	U915029000	TUBO PILOTO POSTER. CENTRAL	REAR PILOT PIPE CENTRAL	1	1	1	1	1
7	12092649	TUBO PILOTO POSTER. CENTRAL	REAR PILOT PIPE CENTRAL	1	1	1	1	1
	U134323000	RACORD BICONO 6 958.031	BICONE CONNECTION 6 958.031	2	2	2	2	2
8	U915017000	TUBO POSTERIOR DCHO G700	RIGHT REAR PIPE G700	—	1	—	—	1
	Q306062000	ARANDELA Ø13,9X10,33x1,5	WASHER Ø13.9X10.33x1.5	—	2	—	—	2
9	U915009000	TUBO PILOTO ANTERIOR CENTR.	CENTRAL FRONT PILOT PIPE	1	1	1	1	1
9	12092656	TUBO PILOTO ANTER. CENTRAL	FRONT PILOT PIPE CENTRAL	—	1	1	—	1
10	U915023000	TUBO PILOTO POSTERIOR DCHO.	RIGHT REAR PILOT PIPE	—	1	—	—	1
10	12098139	TUBO PILOTO POSTERIOR DCHO.	RIGHT REAR PILOT PIPE	—	1	—	—	1
11	U915014000	PORTATOVERAS HORNO	OVEN NOZZLE HOLDER	4	6	4	4	6
	U565011000	TUERCA GUIA	GUIDE NUT	4	6	4	4	6
	Q153002000	TORNILLO TAPON	CAP BOLT	4	6	4	4	6
12	U222130000	TERMOPAR L=600	THERMOCOUPLE L=600	4	6	4	4	6
13	U915024000	TUBO PILOTO ANTERIOR DCHO	RIGHT FRONT PILOT PIPE	—	1	—	—	1
13	12098140	TUBO PILOTO ANTERIOR DCHO	RIGHT FRONT PILOT PIPE	—	1	—	—	1
14	U915019000	TUBO ANTERIOR DERECHO G700	RIGHT FRONT PIPE G700	—	1	—	—	1
	Q306062000	ARANDELA Ø13,9X10,33x1,5	WASHER Ø13.9X10.33x1.5	—	2	—	—	2
15	U912101000	GRIFO VALVULA CPMM18700/821	VALVE TAP CPMM18700/821	3	4	3	—	—

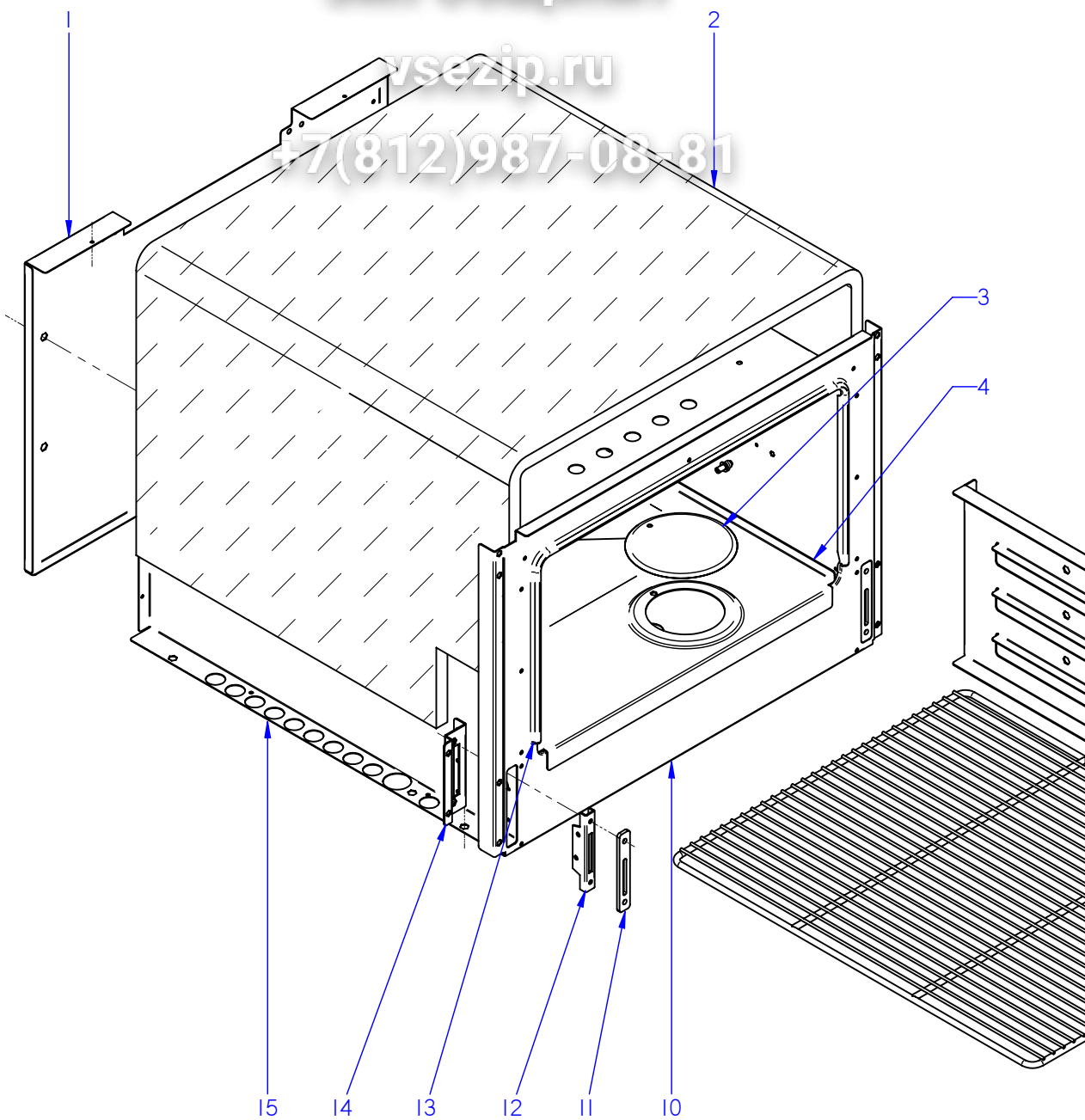
+7(812)987-08-81

MOD.	COCINAS	ZONA	CONDUCCIONES Y GRIFOS					
ITEM	CODIGO	DENOMINACION	TEXTO	CG7-41	CG7-61	CGE7-41	CG7-41H	CG7-61H
16	H122101000	BOTON DE MANDO Ø8 G700	CONTROL BUTTON Ø8 G700	4	6	4	4	6
17	U742131000	TERMOPAR L=1500 M9	THERMOCOUPLE L=1500 M9	1	1		1	1
18	U915008000	TUBO PILOTO HORNO G 700	OVEN PILOT PIPE G 700	1	1		1	1
18	12041441	TUBO PILOTO HORNO G 700	OVEN PILOT PIPE G 700	1	1		1	1
18	12092657	TUBO PILOTO HORNO G 700	OVEN PILOT PIPE G 700	1	1		1	1
19	U915005000	TUBO EUROSIT A HORNO COMPL	EUROSIT PIPE TO COMPL OVEN	1	1		1	1
19	12041438	TUBO EUROSIT A HORNO COMPL	EUROSIT PIPE TO COMPL OVEN	1	1		1	1
	Q306062000	ARANDELA Ø13,9X10,33x1,5	WASHER Ø13.9X10.33x1.5	2	2		2	2
20	R062101000	EJE BOTON DE MANDO EUROSIT	CONTROL BUTTON SHAFT EUR.	1	1		1	1
20	R062102000	EJE BOTON MANDO EUROSIT META	CONT. BUTTON SHAFT EUR.MET.	1	1		1	1
20	12041835	EJE LARGO ELECTROVALVULA	LONG SOLENOID SHAFT	1	1		1	1
	Q131560000	VARILLA ROSCADA M4x8 DIN913	THREADED ROD M4x8 DIN913	1	1		1	1
21	U912105000	BOTON DE MANDO Ø 8 EUROSIT	CONTROL BUTTON Ø 8 EUROSIT	1	1		1	1
22	T982100000	VALVULA 630 EUR 630.343	VALVE 630 EUR 630.343	1	1		1	1
22	R152102000	VALVULA 630 EUR 630.345	VALVE 630 EUR 630.345	1	1		1	1
	T982102000	TAPON 3/8 972.061	CAP 3/8 972.061	2	2		2	2
	U875017000	MANGUITO R 3/8"-R1/2"	HOSE R 3/8"-R1/2"	2	2		2	2
	Q306058000	ARANDELA Ø23,5X17,60X1,5	WASHER Ø23.5X17.60X1.5	2	2		2	2
23	U915040000	CONDUCCION GRAL COMP CG7-41	GENER. PIPING CG7-41	1			1	
23	12041792	CONDUCCION COMPL. CG 7-41	FULL PIPING CG 7-41	1			1	
23	U915002000	COND GRAL COMP CG-CGB7-61	GENER. PIPING CG-CGB7-61		1			1
23	12041795	CONDUCCION COMPL. CG 7-61	FULL PIPING CG 7-61		1			1
23	U955001000	COND GRAL COMP CGE7-41	GENER. PIPING CGE7-41			1		
	Q221321000	REMACHE ROSCAD. NUTSERT M6	THREADED RIVET NUTSERT M6	2	2	2	2	2
	Q221342000	REMACHE EXAGONAL M5	HEXAGONAL RIVET M5	2	2	2	2	2
	Q152004000	TORNIL. APLASTADO M5X13 A 304	FLAT HEADED SCREW M5x13 A 304	2	2	2	2	2
	Q012043000	TORNILLO EXAGONAL M6X20 A304	HEXAGONAL BOLT M6x20 A304	1	1	1	1	1
	Q302022000	ARANDELA Ø16X6X1.2 A.304	WASHER 16X6X1.2 A.304	1	1	1	1	1
24	U912104000	BRIDA AMARRE GRIFO 1/2"	TAP FASTENING FLANGE 1/2"	4	6	4	4	6
	Q122032000	TORNILLO ALLEN M.5x15	ALLEN HEAD SCREW M.5x15	4	6	4	4	6
25	U912109000	GRIFO 18700 BY-PASS 1,15	TAP 18700 BY-PASS 1.15	1	2	1	4	6

Зип Общепит

vsezip.ru

+7(812)987-08-81



ITEM MARCADO EN COLOR = REPUESTO RECOMENDADO
COLOURED ITEM = RECOMMENDED SPARE PART

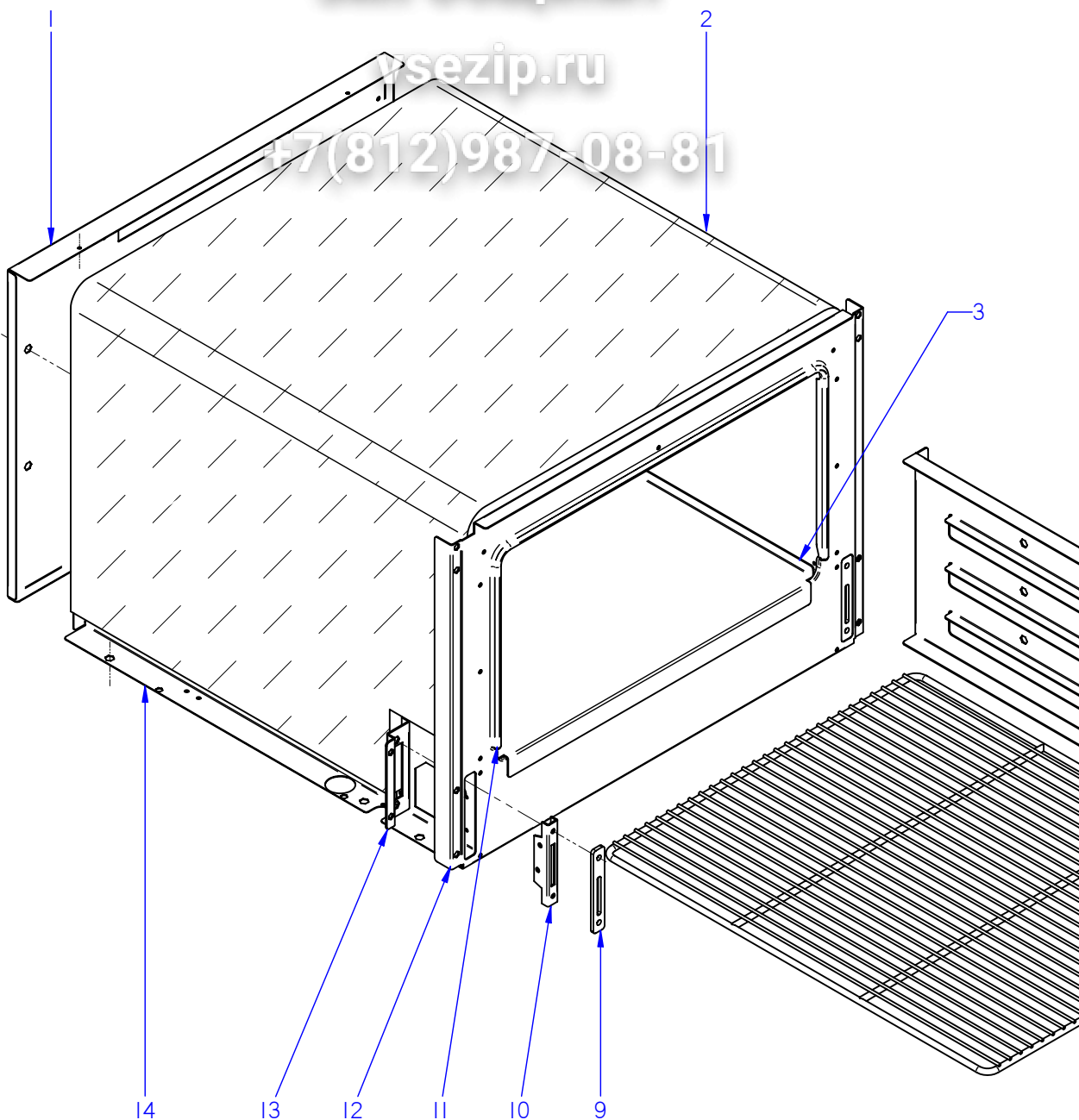
N plano	C-2054
Firma	
Fecha	2008-05
Aparato	COCINAS CG7-41; CG7-61
HORNO	
Lamina	6
Fagor Industrial S. Coop. Onate	

MOD.	COCINAS	ZONA	HORNO					
		+7(812)987-08-81						
ITEM	CODIGO	DENOMINACION	TEXTO	CG7-41	CG7-61			
1	U915603000	POSTERIOR DE HORNO G700	OVEN REAR G700	1	1			
	Q412000000	REMACHE TUBULAR 4 x 8	TUBULAR RIVET 4 x 8	12	12			
2	U325621000	AISLANTE 1455x670x20-AL1C	INSULATION 1455x670x20-AL1C	1	1			
3	U915618000	TAPILLA DE SOLERA G 700	BASE COVER G 700	1	1			
	Q101534000	TORNILLO EXAGON. M5x25 DIN931	HEXAGONAL BOLT. M5x25 DIN931	1	1			
4	U915617000	SOLERA DE HORNO G 700	OVEN BASE G 700	1	1			
	Q221342000	REMACHE EXAGONAL M5	HEXAGONAL RIVET M5	1	1			
5	U915607000	GUIA LATERAL HORNO G700	OVEN SIDE GUIDE G700	2	2			
6	Q151336000	TORNILLO SOPORTE GUIAS	GUIDE SUPPORT BOLT	4	4			
	Q302022000	ARANDELA 16X6X1.2 A.304	WASHER 16X6X1.2 A.304	4	4			
7	U915616000	SUPLEM. AMARRE GUIA LATERAL	SUPP. FASTENING SIDE GUIDE	2	2			
8	Q221343000	REMACHE EXAGONAL M6	HEXAGONAL RIVET M6	4	4			
9	U135642000	PARRILLA DE HORNO	OVEN TRAY	1	1			
10	U915601000	MARCO DE HORNO G700	OVEN FRAME G700	1	1			
10	U965614000	MARCO DE HORNO G900 Y G700	OVEN FRAME G900 Y G700	1	1			
	Q221304000	REMACHE ROSCA NUTSERT M5	THREADED RIVET NUTSERT M5	2	2			
11	U915619000	EMBELLECEDOR GUIA BISAGRA	HINGE GUIDE TRIM	2	2			
	Q152045000	TORNILLO AMARRRE M6X25	FASTENING BOLT M6X25	4	4			
12	U010512000	GUIA BISAGRA HORNO	OVEN HINGE GUIDE	2	2			
12	12041846	GUIA BISAGRA G700 Y G900	G700 / G900 HINGE GUIDE	2	2			
13	U025623000	JUNTA PUERTA HORNO INOX.	OVEN DOOR SEAL INOX.	1	1			
13	U965613000	JUNTA HORNO FIBRA DE VIDRIO	FURNACE FIBERGLASS BOARD	1	1			
14	U915604000	AMARRE GUIA BISAGRA HORNO	OVEN HINGE GUIDE FASTENING	2	2			
	Q412000000	REMACHE TUBULAR 4 x 8	TUBULAR RIVET 4 x 8	6	6			
	Q222042000	REMACHE EXAGONAL ROSCA M6	HEXAGONAL RIVET THREAD M6	4	4			
15	U915602000	CUERPO DE HORNO G700	OVEN BODY G700	1	1			
15	U965615000	CUERPO DE HORNO AD	OVEN BODY AD	1	1			
	Q221321000	REMACHE ROSCAD.NUTSERT.M6	THREADED RIVET .NUTSERT.M6	1	1			
	Q412000000	REMACHE TUBULAR 4 x 8	TUBULAR RIVET 4 x 8	8	8			

Зип Общепит

ysezip.ru

+7(812)987-08-81



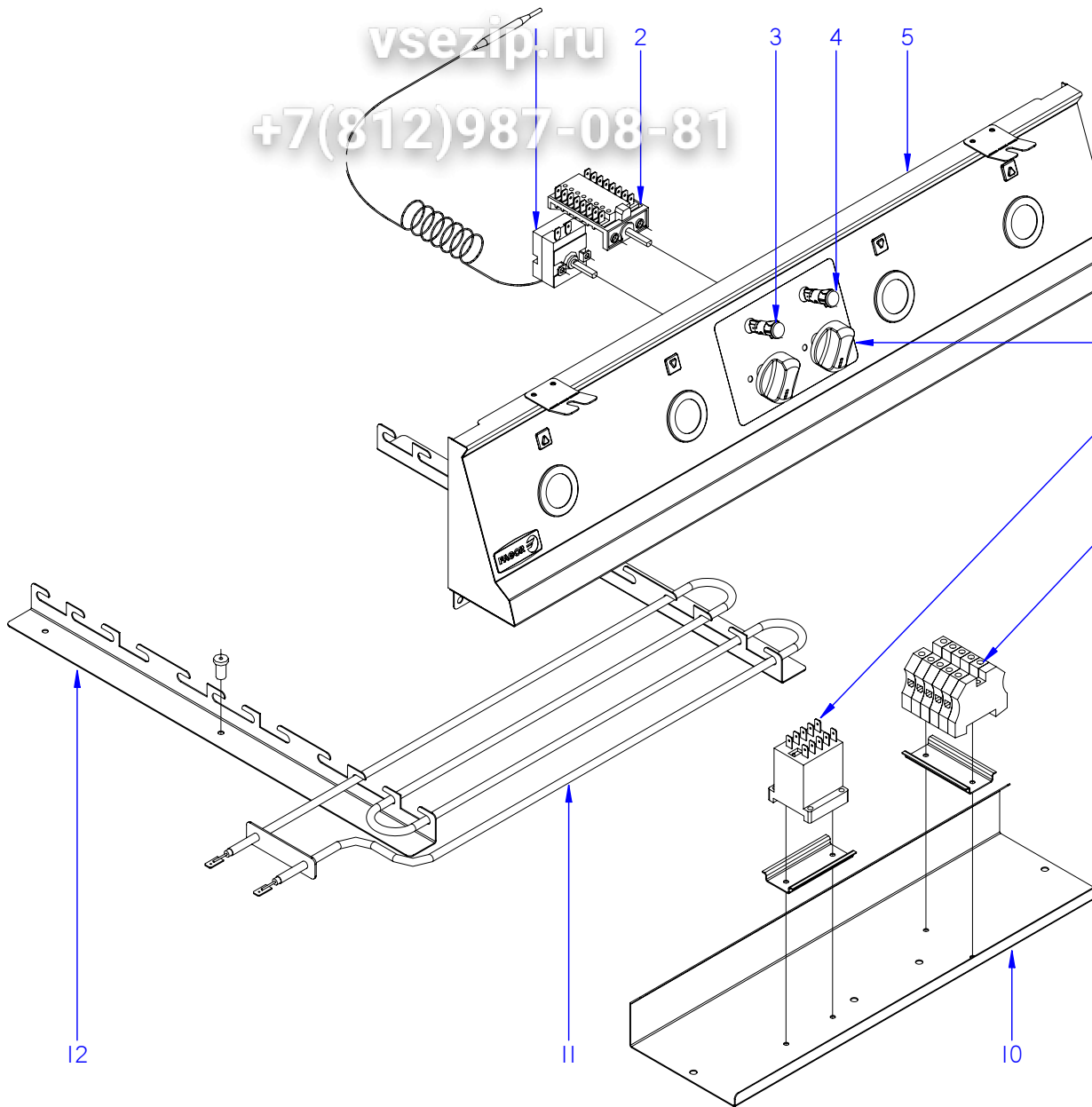
ITEM MARCADO EN COLOR = REPUUESTO RECOMENDADO
COLOURED ITEM = RECOMMENDED SPARE PART

N plano	Firma	Fecha	Aparato	HORNO	Lamina	Fagor Industrial S. Coop. FAGOR Onate
C-2055	<i>[Signature]</i>	2008-05	COCINA CGE7-41		7	

Зип Общепит

vsezip.ru

+7(812)987-08-81



ITEM MARCADO EN COLOR = REPUESTO RECOMENDADO
COLOURED ITEM = RECOMMENDED SPARE PART

N plano	Firma	Fecha	Aparato	Lamina	Fagor Industrial S. Coop. FAGOR Onete
C-2056	<i>[Signature]</i>	2008-05	COCINA CGE7-41	8	

PARTE FUNCIONAL ELECTRICA

MOD.		COCINAS		ZONA		PARTE FUNCIONAL ELECTRICA			
ITEM	CODIGO	DENOMINACION	TEXTO	CGE7-41					
1	X153000000	TERMOSTATO 50-310 C	THERMOSTAT 50-310 C	1					
	Q151320000	TOR. ALOMADO M4X6 H.ZINCADO	CURVED SCREW M4X6 H. ZINC	2					
2	U673006000	CONMUTADOR	SWITCH	1					
	Q151320000	TOR. ALOMADO M4X6 H.ZINCADO	CURVED SCREW M4X6 H. ZINC	2					
3	R693056000	PILOTO AMBAR 41227000A4	AMBER PILOT 41227000A4	1					
3	12024669	PILOTO AMBAR Ø18	AMBER PILOT Ø18	1					
4	R693055000	PILOTO VERDE 41227000C7	GREEN PILOT 41227000C7	1					
4	12047390	PILOTO VERDE 230V AC 8KW 16MM	GREEN PILOT 230V AC 8KW 16M	1					
5	U952810000	PORTAMANDOS COMPL CGE-741	COMPL CONTROL HOLDER CGE	1					
6	U952103000	BOTON DE MANDO	CONTROL BUTTON	2					
7	Z213007000	CONTACTOR 230 V. 50-60 HZ	CONTACTOR 230 V. 50-60 HZ	1					
	Z123018000	GUIA CONTACTOR L-55 "	CONTACTOR GUIDE L-55 "	1					
8	P453025000	BORNES 10 WDU-10203.O	TERMINALS 10 WDU-10203.O	3					
	P453026000	BORNE TIER 10 WPE-10103.O	TERMINAL TIER 10 WPE-10103.O	1					
	Z263302000	BORNA NEUTRO AZUL 57A 1 VIA UI	BLUE NEUTRAL TERMINAL 57A	1					
	U803009000	BORNA AZUL PASO 16MM	BLUE TAP TERMINAL 16MM	1					
	Z263303000	TOPE FINAL	END STOP	1					
	Z683068000	SEÑALIZ.DEK-6WEIDMULLER	SIGNS DEK-6WEIDMULLER	1					
	Z103083000	GUIA CONTACTOR L-73 "	CONTACTOR GUIDE L-73 "	1					
9	R023013000	PRENSA ESTOPAS PG-21	STUFFING BOX PG-21	1					
10	U953001000	CHAPA AMAR CONTACT. HORNO	CONTACT. FASTEN. PLATE OVEN	1					
	Q152004000	TORNIL. APLASTADO M5X13 A 304	FLAT HEADED SCREW M5x13 A 3	3					
11	U803004000	RESISTENCIA 1000W-230V	RESISTOR 1000W -230V	6					
12	U805613000	ESCUADRA SOPO. RESISTENCIAS	SUPP. BRACKET RESISTORS	4					
	Q419005000	REMACHE 4X8 ALMG3 / ALUMINIO	RIVET 4X8 ALMG3 / ALUMINIUM	12					

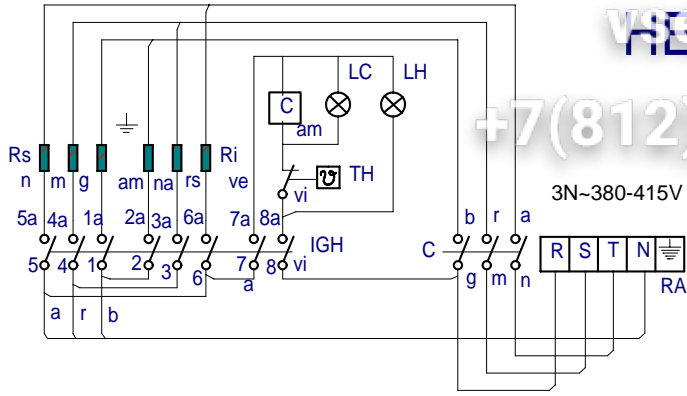
MOD.		COCINAS	ZONA	REPUESTOS RECOMENDADOS RECOMMENDED SPARE PART				
ITEM	CODIGO	DENOMINACION	TEXTO	CG7-20	CG7-40	CG7-60	CG7-41	CG7-61
17	U020528000	BISAGRA CIERRE HORNO	OVEN LOCK HINGE	-	-	-	2	2
19	U010512000	GUIA BISAGRA HORNO	OVEN HINGE GUIDE	-	-	-	2	2
3	U322118000	PILOTO COMPLETO 100.062	COMPLETE PILOT LIGHT 100.062	-	-	-	1	1
	U442137000	INYECTOR Ø 0.4 GN	INJECTOR Ø 0.4 GN.	-	-	-	1	1
11	11U9121210	PILOTO COMPLETO	COMPLETE PILOT LIGHT	2	4	6	4	6
S/Nº	X012126000	CUERPO SIN RACORD 901.210	BODY WITHOUT CONNECTION 9	2	4	6	4	6
S/Nº	U442137000	INYECTOR Ø 0.4 GN	INJECTOR Ø 0.4 GN.	2	4	6	4	6
S/Nº	U912107000	CABEZA PILOTO 1 LLAMA (G 700)	PILOT HEAD 1 FLAME (G 700)	2	4	6	4	6
S/Nº	U442130000	AMARRE TRASERO PI 978.009	REAR FASTEN. PI 978.009	2	4	6	4	6
S/Nº	X012122000	REGULADOR AIRE 912.001	AIR CONTROL 912.001	2	4	6	4	6
S/Nº	U442131000	AMARRE DELANTERO PI 978.021	FRONT FASTENING PI 978.021	2	4	6	4	6
12	U222130000	TERMOPAR L=600	THERMOCOUPLE L=600	2	4	6	2	4
15	U912101000	GRIFO VALVULA CPM18700/821	VALVE TAP CPM18700/821	2	3	4	3	4
17	U742131000	TERMOPAR L=1500 M9	THERMOCOUPLE L=1500 M9	-	-	-	1	1
20	12041835	EJE LARGO ELECTROVALVULA	LONG SOLENOID SHAFT	-	-	-	1	1
22	R152102000	VALVULA 630 EUR 630.345	VALVE 630 EUR 630.345	-	-	-	1	1
	T982102000	TAPON 3/8 972.061	CAP 3/8 972.061	-	-	-	2	2
	U875017000	MANGUITO R 3/8"-R1/2"	HOSE R 3/8"-R1/2"	-	-	-	2	2
	Q306058000	ARANDELA Ø23,5X17,60X1,5	WASHER Ø23.5X17.60X1.5	-	-	-	2	2
25	U912109000	GRIFO 18700 BY-PASS 1,15	TAP 18700 BY-PASS 1.15	-	1	2	1	2
12	12041846	GUIA BISAGRA G700 Y G900	G700 / G900 HINGE GUIDE	-	-	-	2	2
13	U965613000	JUNTA HORNO FIBRA DE VIDRIO	FURNACE FIBERGLASS BOARD	-	-	-	1	1
10	12041846	GUIA BISAGRA G700 Y G900	G700 / G900 HINGE GUIDE	-	-	-	-	-
11	U965613000	JUNTA HORNO FIBRA DE VIDRIO	FURNACE FIBERGLASS BOARD	-	-	-	-	-
1	X153000000	TERMOSTATO 50-310 C	THERMOSTAT 50-310 C	-	-	-	-	-
2	U673006000	CONMUTADOR	SWITCH	-	-	-	-	-
3	12024669	PILOTO AMBAR Ø18	AMBER PILOT Ø18	-	-	-	-	-
4	12047390	PILOTO VERDE 230V AC 8KW 16MM	GREEN PILOT 230V AC 8KW 16M	-	-	-	-	-
11	U803004000	RESISTENCIA 1000W-230V	RESISTOR 1000W -230V	-	-	-	-	-
				-	-	-	-	-

Зип Общепит

vazir.com

HE9-10, CGE9-41, CGE7-41, CGE6

+7(812)987-08-81



RA:Regleta de Alimentacion

IGH :Conmutador General Horno

C: Contactor

LC : Lampara Calentamiento Horno

LH: Lampara Horno Encendido

TH : Termostato de Horno

Rs : Resistencia Horno Superior

Ri : Resistencia Horno Inferior

r = rojo-red-rouge

m = marron-brown-marron

g = gris-grey-gris

n = negro-black-noir

a = azul-blue-bleu

b = blanco-white-blanc

vi = violeta-violette-violet

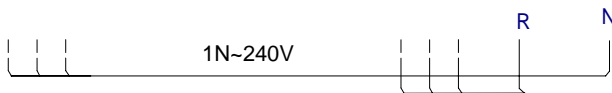
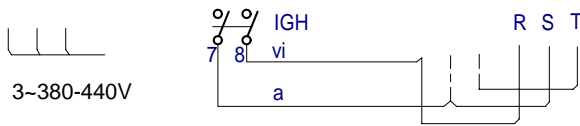
am = amarillo-yellow-jaune

na = naranja-orange-orang

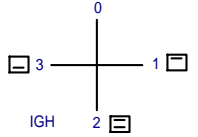
rs = rosa-rose-pink

ve = verde-green-vert

am/ve = amarillo/verde-yell



	1	2	3	4	5	6	7	8
	1a	2a	3a	4a	5a	6a	7a	8a
0								
1	X			X	X		X	X
2	X	X	X	X	X	X	X	X
3		X	X				X	X



Esquema teorico adhesivo		
Nº	Pieza	
Nº	Modificacion	
Firma		Fecha
Dibujado	M.maillio	01-11-20
Proyectado		
Comprobado	<i>de/g</i>	
Escala		
1/1		
Plano hau ez daiteke erabil ez berria gure		