

Зип Общепит

vsezip.ru

+7 (812) 987-08-81



CATALOGUE OF SPARE PARTS 1/2006

1st part

KOGAST 600

KOGAST 700

KOGAST 900

KOGAST ADDITIONAL

*KOVINASTROJ GASTRONOM TOVARNA
GOSTINSKE OPREME d.d., GROSUPLJE*

Adamičeva cesta 36

SI-1290 Grosuplje

tel: +386 (0)1 /78 66 300

fax: +386 (0)1 /78 66 320

www.kogast.si; sales@kogast.si

Зип Общепит
vsezip.ru
+7(812)987-08-81

Pictures and photos are informative. Specifications are subject to change due to technical improvements.

1. Catalogue of spare parts is valid from 20th February for the year 2006.
3. Our spare parts are tested on safe and reliable operating and certified according to EN or IEC norms:



general conditions of sale

Зип Общепит

vsezip.ru

+7(812)987-08-81

ranges

fry-tops

fryers

bain-marie

pasta cookers

chips - scuttle

warming unit

oven

refrigerated support

KOGAST 600 - electric

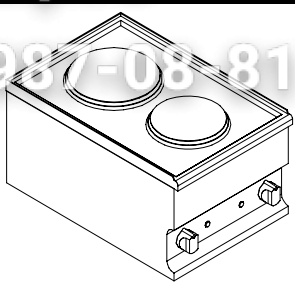








KOVINASTROJ GASTRONOM TOVARNA
GOSTINSKE OPREME d.d., GROSUPLJE

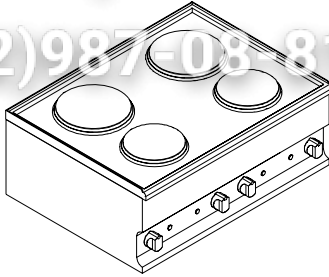








Adamičeva cesta 36

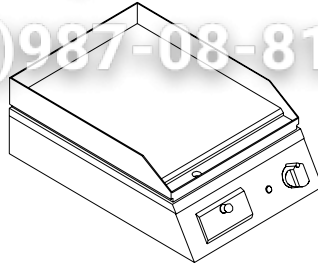








SI-1290 Grosuplje

tel: +386 (0)1 /78 66 300

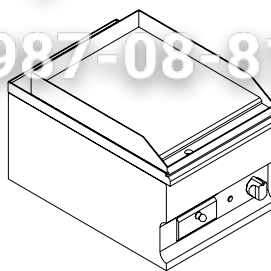




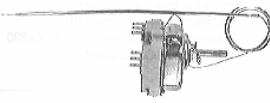



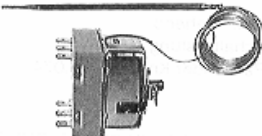

fax: +386 (0)1 /78 66 320

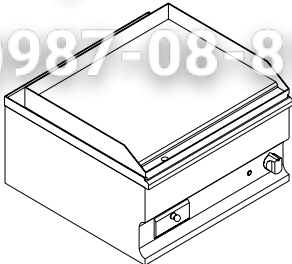




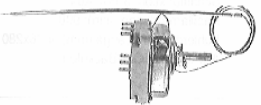





CODE	TYPE	DRAWING		
16907	ES-40			
SPARE PART	CODE DRAW.No.	DESCRIPTION	REF.	REMARK
	05711 107.1.518	CONNECTION CABLE dim.: 3X2,5mm ² X1500		
	72344 TS-1045	SEALED HEATING ZONE WITH PROTECTOR power: 2000 W voltage: 230 V dim.: Ø180 mm		
	72379 TS-1046	SEALED HEATING ZONE WITH PROTECTOR power: 2000 W voltage: 230 V dim.: Ø 220 mm		
	73448 TS-0461	SWITCH el. load: 250V/16A-400V/10A positions: 7		

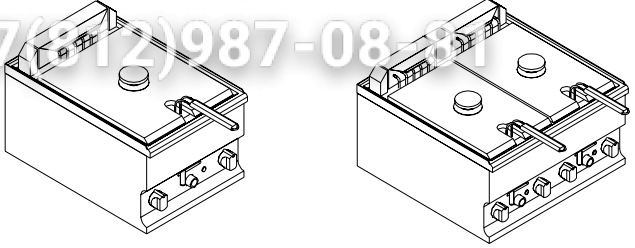







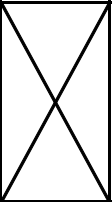



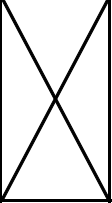

CODE	TYPE	DRAWING		
15718	ES-60			
29279	ES-80			
SPARE PARTS	CODE DRAW.No.	DESCRIPTION	REF.	REMARK
	05710 107.1.517	CONNECTION CABLE dim. 5x2,5mm ² x1500		
	72344 TS-1045	SEALED HEATING ZONE WITH PROTECTOR power: 2000 W voltage: 230 V dim.: Ø180 mm		
	72379 TS-1046	SEALED HEATING ZONE WITH PROTECTOR power: 2000 W voltage: 230 V dim.: Ø220 mm		
	73448 TS-0461	SWITCH el. load: 250V/16A-400V/10A positions: 7		


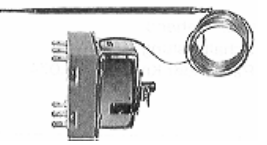
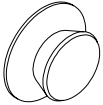
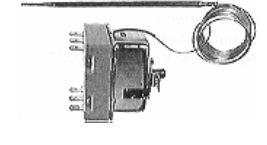



CODE	TYPE	DRAWING vsezip.ru		
25432	EZ-40A			
SPARE PARTS	CODE DRAW.No.	DESCRIPTION	REF.	REMARK
	05710 107.1.517	CONNECTION CABLE dim.: 5X2,5mm ² X1500		
	72050 TS-0551	HEATING ELEMENT power: 1500 W voltage: 230 V dim.: 395x72 mm		
	72519 TS-1030	THERMOSTAT operating temp.: 50-300°C el. load: 16 (4)A/380V poles: 3 capillary: L=1590 mm		
	73455 TS-1054	SWITCH el. load: 16A/250V-10A/380V poles: 4		

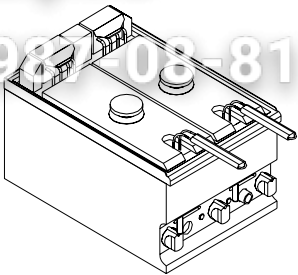

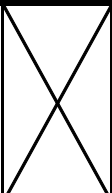



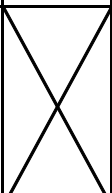







electric fry-tops - spare parts


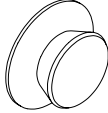
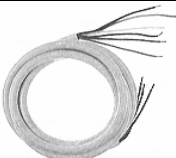




CODE	TYPE	DRAWING vsezip.ru		
26266	EZ-40 K			
16908	EZ-40 L			
20881	EZ-40 R			
SPARE PARTS	CODE DRAW.No.	DESCRIPTION	REF.	REMARK
	05710 107.1.517	CONNECTION CABLE dim.: 5X2,5mm ² X1500		
	72050 TS-0551	HEATING ELEMENT power: 1500 W voltage: 230 V dim.: 395x72 mm		
	72519 TS-1030	THERMOSTAT operating temp.: 50-300°C el. load: 16 (4)A/380V poles: 3 capillary: L=1590 mm		
	73455 TS-1054	SWITCH el. load: 16A/250V-10A/380V poles: 4		
	72583 TS-1074	SAFETY-THERMOSTAT temperature limit: 360°C el. load: 20 (4)A/380V poles: 3 capillary: L=1490 mm		

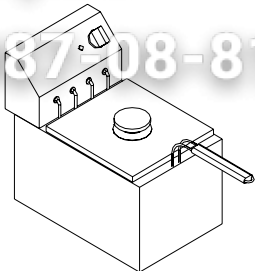




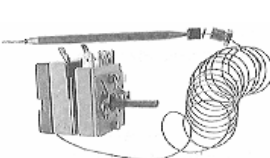

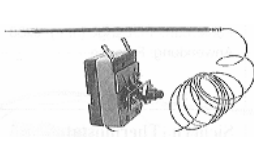

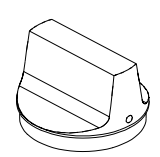

CODE	TYPE	DRAWING		
26267	EZ-60 K			
SPARE PARTS	CODE DRAW.No.	DESCRIPTION	REF.	REMARK
	05710 107.1.517	CONNECTION CABLE dim.: 5X2,5mm ² X1500		
	72122 TS-0935	HEATING ELEMENT power: 700 W voltage: 230 V dim.: 360x30 mm		
	72519 TS-1030	THERMOSTAT operating temp.: 50-300°C el. load: 16 (4)A/380V poles: 3 capillary: L= 1590 mm		
	73455 TS-1054	SWITCH el. load: 16A/250V-10A/380V poles: 4		
	72583 TS-1074	SAFETY-THERMOSTAT temperature limit: 360°C el. load: 20 (4)A/380V poles: 3 capillary: L=1490 mm		

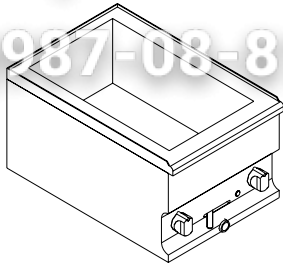



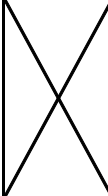








CODE	TYPE	DRAWING vsezip.ru		
16909	EF-40/1			
20564	EF-60/2			
SPARE PARTS	CODE DRAW.No.	DESCRIPTION	REF.	REMARK
	05710 107.1.517	CONNECTION CABLE dim.: 5X2,5mm ² X1500		
	72055 TS-0645	HEATING ELEMENT power: 1800 W voltage: 230 V dim.: 318x78 mm		
	73477 TS-1017	END SWITCH el. load: 16A (4) 250V pole: 1		
	73101 TS-1019	CONTACTOR DIL OOM-10 voltage: 230 V rated current: 20A		replaced with contactor 73112
	73454 TS-1011	SWITCH ON-OFF el. load: 16A/250V-10A/380V poles: 4		
	74155 TS-1016	THERMOSTAT operating temp.: 40-180°C el. load: 16 (4)A/380V pole: 1 capillary: L=1570 mm		replaced with thermostat 72553
	08262 107.2.292	DRAIN TUBE dim.: Ø 19 / Ø 22 mm		

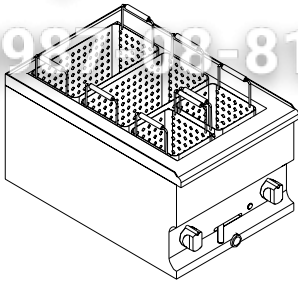










SPARE PARTS	CODE DRAW.No.	DESCRIPTION	REF.	REMARK
	42341 TS-0923	DRAIN VALVE 3/4" +7(812)987-08-81		
	73181 TS-1033	SAFETY-THERMOSTAT temperature limit: 218°C el. load: 20 (4)A/380V poles: 3 capillary: L= 2310 mm	X	replaced with safety- thermostat 72577
	83287 TS-1018	HANDLE OF LID	X	replaced with handle of lid 83366 with special procedure
MODIFICATION REALIZED: JULY 2003 - safety-thermostat 73181 is completely replaceable with safety-thermostat 72577 - thermostat 74155 is completely replaceable with s thermostat 72553				
	72577 TS-1365	SAFETY-THERMOSTAT temperature limit: 228°C el. load: 20 (4)A/380V poles: 3 capillary: L= 2210 mm	⚡	
	72553 TS-1364	THERMOSTAT operating temp.: 40-180°C el. load: 16 (4)A/380V pole: 1 capillary: L=1580 mm	⚡	
MODIFICATION REALIZED: APRIL 2004 - handle of lid 83287 (screw 61015 M5x15) is replaceable with handle of lid 83366 only with following procedure: 1. cut of screw M5x15 2. drill a hole Ø 6 3. from lower side insert the screw M6x20 and screw up the handle of lid 83366				
	83366 TS-1369/2	HANDLE OF LID colour: black		
MODIFICATION REALIZED: MARCH 2006 - contactor 73101 is completely replaceable with contactor 73112				
	73112 TS-1521	CONTACTOR DIL M7-10 voltage: 230 V	⚡	

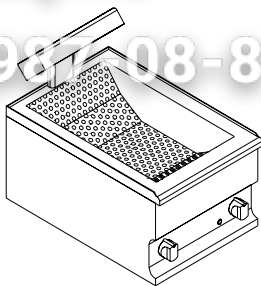




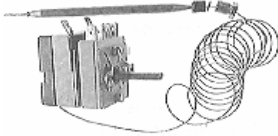





CODE	TYPE	DRAWING		
17395	EF-40/2			
SPARE PARTS	CODE DRAW.No.	DESCRIPTION	REF.	REMARK
	05710 107.1.517	CONNECTION CABLE dim.: 5x2,5mm ² x1500		replaced with connection cable 20119
	72254 TS-0992	HEATING ELEMENT power: 3000 W voltage: 230 V dim.: 340x120 mm		
	74155 TS-1016	THERMOSTAT operating temp.: 40-180°C el.load: 16 (4)A/380V pole: 1 capillary: L=1570 mm		replaced with thermostat 72553
	73477 TS-1017	END SWITCH el. load: 16A (4) 250V pole: 1		
	73454 TS-1011	SWITCH ON-OFF el. load: 16A/250V-10A/380V poles: 4		
	72580 TS-1031	SAFETY-THERMOSTAT temperature limit: 220°C el. load: 16 (2,6)A/380V pole: 1 capillary: L=1540 mm		
	08262 107.2.292	DRAIN TUBE dim.: Ø 19 / Ø 22 mm		

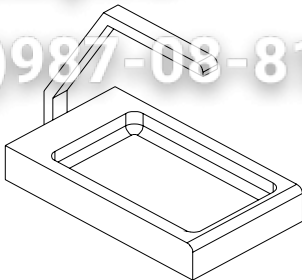






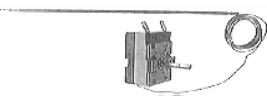









SPARE PARTS	CODE DRAW.No.	DESCRIPTION vsezip.ru	REF.	REMARK
	42341 TS-0923	DRAIN VALVE 3/4" +7(812)987-08-81		
	83287 TS-1018	HANDLE OF LID	X	replaced with handle of lid 83366 with special procedure
MODIFICATION REALIZED: JULY 2003 - thermostat 74155 is completely replaceable with thermostat 72553 - thermostat 74155 is completely replaceable with s thermostat 72553				
	20119 107.1.656	CONNECTION CABLE dim.: 4x2,5 mm 2 x 1500		
	72553 TS-1364	THERMOSTAT operating temp.: 40-185°C el. load: 16 (4)A/380V pole: 1 capillary: L=1580 mm		
MODIFICATION REALIZED: APRIL 2004 - handle of lid 83287 (screw 61015 M5x15) is replaceable with handle of lid 83366 only with following procedure: 1. cut of screw M5x15 2. drill a hole Ø 6 3. from lower side insert the screw M6x20 and screw up the handle of lid 83366				
	83366 TS-1369/2	HANDLE OF LID colour: black		

CODE	TYPE	DRAWING		
19151	MINI FRI-6			
SPARE PARTS	CODE DRAW.No.	DESCRIPTION	REF.	REMARK
	76396 TS-1140/1	CONNECTION CABLE dim.: 3X1,5mm ² X2000		
	19388 2096.2.020	HEATING ELEMENT power: 1800 W voltage.: 230 V dim.: 340x78 mm		
	72558 TS-0993	THERMOSTAT WITH SWITCH operating temp.: 50-180°C el. load: 16 (4)A/380V pole: 1 capillary: L=850 mm		
	72580 TS-1031	SAFETY-THERMOSTAT temperature limit: 220°C el. load: 16 (2,6)A/380V pole: 1 capillary: L=1540 mm		
	83302 TS-0275	BUTTON FOR THERMOSTAT		
	46480 TS-0527	HANDLE OF LID		



CODE	TYPE	DRAWING		
16910	EVK-40/B			
SPARE PARTS	CODE DRAW.No.	DESCRIPTION	REF.	REMARK
	76396 TS-1140/1	CONNECTION CABLE dim.: 3X1,5mm ² X2000		
	72250 TS-0641/1	HEATING ELEMENT power: 1500 W voltage: 230 V dim.: 162x170 mm		replaced with heating element 72244
	72497 TS-1099	THERMOSTAT operating temp.: 30-85°C el. load: 16 (4)A/380V pole: 1 capillary: L=1400 mm		
	73457 TS-1083	SWITCH ON-OFF el. load: 16A/250V-10A/380V poles: 2		
	42341 TS-0923	DRAIN VALVE 3/4"		
	08262 107.2.292	DRAIN-TUBE dim.: Ø 19 / Ø 22 mm		
MODIFICATION WILL BE REALIZED: DECEMBER 2006 - heating element 72250 is completely replaceable with heating element 72244				
	72244 TS-1485	HEATING ELEMENT power: 1500 W voltage: 230 V		

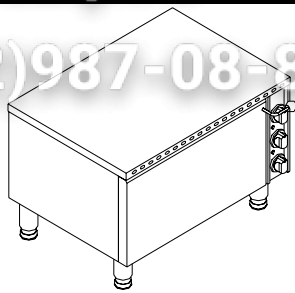

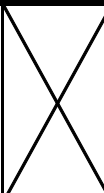


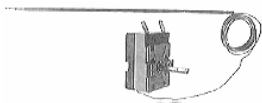



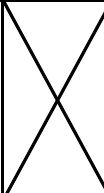
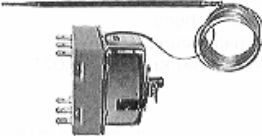


CODE	TYPE	DRAWING vsezip.ru		
16911	EKT-40			
SPARE PARTS	CODE DRAW.No.	DESCRIPTION	REF.	REMARK
	76396 TS-1140/1	CONNECTION CABLE dim.: 3X1,5mm ² X2000		
	72165 TS-0746	HEATING ELEMENT power: 3500 W voltage: 230 V dim.: 440x266.5 mm		
	72555 TS-0745	THERMOSTAT operating temp.: 30-110°C el. load: 16 (4)A/380V pole: 1 capillary: L=850 mm		
	73457 TS-1083	SWITCH ON-OFF el. load: 16A/250V-10A/380V poles: 2		
	42341 TS-0923	DRAIN VALVE 3/4"		
	08262 107.2.292	DRAIN-TUBE dim.: Ø 19 / Ø 22 mm		

CODE	TYPE	DRAWING		
16912	ESO-40			
SPARE PARTS	CODE DRAW.No.	DESCRIPTION	REF.	REMARK
	76396 TS-1140/1	CONNECTION CABLE dim.: 3X1,5mm ² X2000		
	72136 TS-0832	HEATING ELEMENT power: 1200 W voltage: 230 V dim.: 343x256,5 mm		
	72496 TS-0771	THERMOSTAT WITH SWITCH operating temp.: 30-85°C el. load: 16 (4)A/380V pole: 1 capillary: L=1560 mm		
	73457 TS-1083	SWITCH ON-OFF el. load: 16A/250V-10A/380V poles: 2		
	72098 TS-0806	CERAMIC HEATING ELEMENT power: 1000 W voltage: 230 V dim.: 250x96		


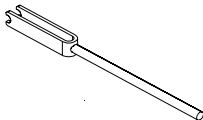
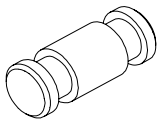
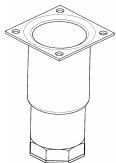


CODE	TYPE	DRAWING		
29278	EAD-1/1			
		 		
SPARE PARTS	CODE DRAW.No.	DESCRIPTION	REF.	REMARK
	72253 TS-1202	HEATING ELEMENT power: 2500 W voltage: 230 V dim.: 458x254 mm		
	77889 TS-1203	HEATING LAMP power: 500 W voltage: 230 V dim.: 500x400 mm		
	72487 TS-1044	THERMOSTAT operating temp.: 50-290°C el. load: 16 (2,6)A/380V pole: 1 capillary: L=830 mm		
	76396 TS-1140/1	CONNECTION CABLE dim.: 3X1,5mm ² X2000		
	73550 TS-0748	SWITCH el. load: 16(4)A/250V poles: 2 colour: green		
	76577 TS-1096/2	LENS FOR PILOT LIGHT colour: yellow		
	77301 TS-1176	TERMINAL BOARD voltage: 450V rated current: 40A poles: 3		

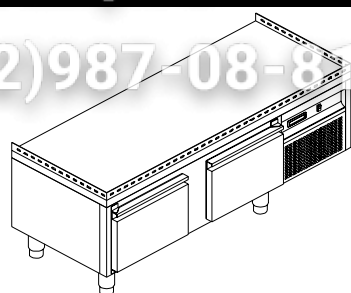

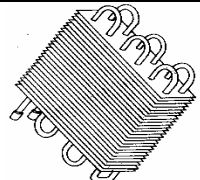


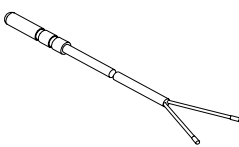




electric warming unit - spare parts

SPARE PARTS	CODE DRAW.No.	DESCRIPTION vsezip.ru	REF.	REMARK
	77888	LAMP HOLDER R7 5-15 AL +7(812)987-08-81		
	83490 TS-0151/3	DOOR BALL HANDLE dim.: Ø 40mm door ball handle is used for feet		



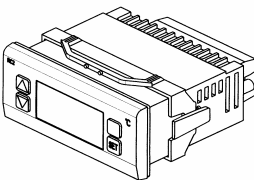
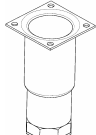
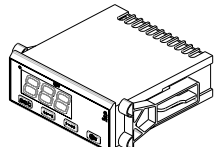
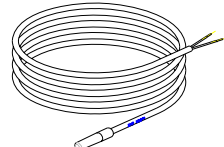
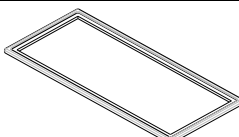
CODE	TYPE	DRAWING		
25429	EP-80			
SPARE PARTS	CODE DRAW.No.	DESCRIPTION	REF.	REMARK
	45866 TS-1063	ADJUSTABLE LEG dim.: 150-200 mm		replaced with adjustable leg 45868
	72020 TS-0152	HEATING ELEMENT power: 450 W voltage: 230 V dim.: 524x44 mm		
	72487 TS-1044	THERMOSTAT operating temp.: 50-290°C el. load: 16 (2,6)A/380V pole: 1 capillary: L=830 mm		
	82801	GASKET FOR OVEN'S DOOR L= 1,2 m		
	73454 TS-1011	SWITCH ON-OFF el. load: 16A/250V-10A/380V poles: 4		replaced with switch on-off 73440
	72583 TS-1074	SAFETY-THERMOSTAT temperature limit: 360°C el. load: 20 (4)A/380V poles: 3 capillary: L=1490 mm		
	47576 102.2.077	SPRING dim.: ϕ 18 / ϕ 125 mm		



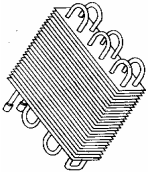
electric oven - spare parts

SPARE PARTS	CODE DRAW.No.	DESCRIPTION vsezip.ru	REF.	REMARK
	83490 TS-0151/3	DOOR BALL HANDLE dim. $\phi 40$ mm		completely replaced with door ball handle 83714 with 83716 is not replaceable
	08117 102.1.069	FORK FOR DOOR		
	08102 102.2.073	BOLT OF FORK		
MODIFICATION REALIZED: FEBRUAR/MARCH 2002 - adjustable leg 45866 is replaceable with adjustable leg with flange 45868				
	45868 TS-1268	ADJUSTABLE LEG WITH FLANGE dim. 70x70x125-170		
1. MODIFICATION REALIZED: NOVEMBER 2003 handle of lid code 83490 (M8) is completely replaceable with handle of lid code 83714 (M8)				
2. MODIFICATION REALIZED: MARCH 2004 introduce is new handle of lid code 83716 (M10), old handle of lid code 83714 (M8) IS NOT REPLACEABLE with new handle of lid				
	83714 83716 83717	HANDLE OF LID colour: blue TS-1366 - M8 colour: blue TS-1415/1 - M10 colour: black TS-1415/2 - M10		
MODIFICATION REALIZED: MARCH 2006 - switch on-off 73454 is completely realized with switch on-off 73440				
	73440 TS-1519	SWITCH ON-OFF el. load: 16A/250V-10A/380V poles: 4		

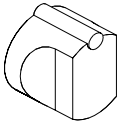
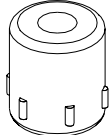







CODE	TYPE	DRAWING		
36173	HPS-14-IT			
SPARE PARTS	CODE DRAW.No.	DESCRIPTION	REF.	REMARK
	44875	COMPRESSOR FOR COOLING UNIT 5 GX-N2		replaced with compressor for cooling unit 44891
	44822 TS-0908/4	EVAPORATOR dim.: 400x300		replaced with evaporator 44738
	77475	TRANSFORMER type: TF 111.111		codes: 77475+77459 +77233 are completely replaceable with: 77123+77204 +77470
	77459 TS-1175	DIGITAL THERMOMETER EWPC 961		
	77233 TS-1154	TEMPERATURE FEELER dim.: 1500 mm		
	77301 TS-1176	TERMINAL BOARD voltage: 450 V rated current: 40 A poles: 3		
	73550 TS-0748	SWITCH el. load: 16(4)A/250V poles: 2 colour: green		

refrigerated support - spare parts

SPARE PARTS	CODE DRAW.No.	DESCRIPTION vsezip.ru	REF.	REMARK
	82753 114.2.019	MAGNETIC GASKET +7(812)987-08-81		
	45866 TS-1063	ADJUSTABLE LEG dim.: 150-200 mm	X	replaced with adjustable leg 45868
BY THE EXECUTION OF HACCP INTRODUCED IN FEBRUARY 2002: - the digital thermometer code 77459, temperature feeler code 77233 and transformer code 77475 is replaced with temperature regulator 77144				
	77144 TS-1272	TEMPERATURE REGULATOR RC 232/1A included: - transformer - temperature and silicone probe - gasket	X	1. if it connected to HACCP SYSTEM - NOT REPLACED 2. if it not connected to HACCP SYSTEM - is completely replaced with: 77126+77204+7 7470
MODIFICATION REALIZED: FEBRUARY/MARCH 2002 - adjustable leg with flange 45866 is replaceable with adjustable leg with flange 45868				
	45868 TS-1268	ADJUSTABLE LEG WITH FLANGE dim. 70x70x125-170		
MODIFICATION REALIZED: JUNE 2004 - digital thermometer 77459, temperature feeler 77233 and transformer 77475 is replaced with: controller with built-in transformer 77126, NTC probe 77204 and gasket 77470				
	77126 TS-1394	CONTROLLER WITH BUILT-IN TRANSFORMER tip: LDU 152 E-B L	⚡	
	77204 TS-1395	NTC PROBE tip: SN 2K 20 P1	⚡	
	77470 TS-1397	GASKET		

SPARE PARTS	CODE DRAW.No.	DESCRIPTION vsezip.ru	REF.	REMARK
MODIFICATION REALIZED: FEBRUARY 2006 - compressor for cooling unit 44875 is completely replaceable with compressor for cooling unit 44891 - evaporator 44822 is completely replaceable with evaporator 44738				
	44891	COMPRESSOR FOR COOLING UNIT CGL 45 TB1NR		
	44738 TS-1511/1	EVAPORATOR		

refrigerated support - spare parts

SPARE PARTS	CODE DRAW.No.	DESCRIPTION	REF.	REMARK
	83308 83320 83323 83350	BUTTON FOR EL. SWITCH colour: blue - TS-0538/1 colour: red - TS-0538/2 colour: black - TS-0538/4 colour: dark blue - TS-0538/5		
	83583 TS-1211	ADJUSTABLE LEG		
	47582 280.2.118	SPRING OF BUTTON dim.: 15x7 mm		
	76575 TS-1093	PILOT LIGHT type: SL-656 BB voltage: 250 V		
	76577 TS-1096/2	LENS FOR PILOT LIGHT colour: yellow		
	77299 TS-1073	TERMINAL BOARD voltage: 450 V rated current: 40 A poles: 6		

Зип Общепит

vsezip.ru

+7(812)987-08-81

ranges

fry-tops

fryers

bain-marie

KOGAST 600 - gas

KOVINASTROJ GASTRONOM TOVARNA
GOSTINSKE OPREME d.d., GROSUPLJE

Adamičeva cesta 36

SI-1290 Grosuplje





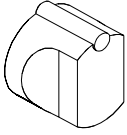


tel: +386 (0)1 /78 66 300

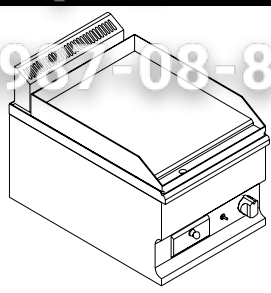











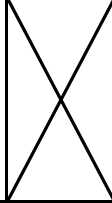


fax: +386 (0)1 /78 66 320

CODE	TYPE	DRAWING		
20945	PS-40-2			
20950	PS-80-4			
SPARE PARTS	CODE DRAW.No.	DESCRIPTION	REF.	REMARK
	13233 108.2.172	PILOT BURNER		
	47030 TS-1130/1	THERMOELEMENT L= 600mm thread: M9x1		
	20034 108.2.445	NOZZLE 090 - G30/G31 thread: M11x1		
	25416 111.2.058	NOZZLE 135 - G20 thread: M11x1		
	20030 108.2.441	COVER OF BURNER 80		
	13248 108.2.190	VENTURI TUBE 80		
	03268 363.2.102	CAST IRON BURNER GRID dim.: 348x288mm		

* G20= natural gas





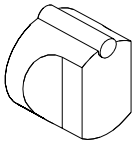
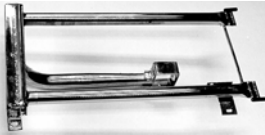

* G30/G31= L.P.G.

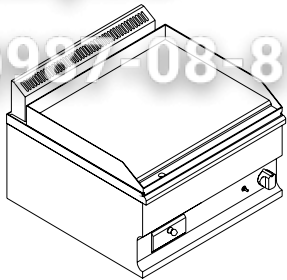











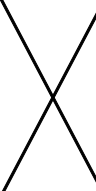


SPARE PARTS	CODE DRAW.No.	DESCRIPTION vsezip.ru	REF.	REMARK
	42142 TS-0783	SAFETY GAS REGULATING VALVE 21S/B +7(812)987-08-81		
	13247 108.2.189	SUPPORT FOR COVER 80		
	83310 83318 83324 83351	BUTTON FOR GAS VALVE colour: blue - TS-0649/1 colour: red - TS-0649/2 colour: black - TS-0649/4 colour: dark blue - TS-0649/5		
	10406 108.2.165	REGULATOR OF PRIMARY AIR 80		

CODE	TYPE	DRAWING		
26277	PZ-40 K			
16924	PZ-40 L			
20960	PZ-40 R			
SPARE PARTS	CODE DRAW.No.	DESCRIPTION	REF.	REMARK
	46241 TS-0552	PILOT BURNER		
	47033 TS-1130/4	THERMOELEMENT L= 600 mm without thread		
	47474 TS-0570/1	CABLE OF PIEZO PLUG L=500 mm		
	20042 108.2.453	NOZZLE 210 - G20 thread: M11x1		
	20039 108.2.450	NOZZLE 130 - G30/G31 thread: M11x1		
	44427 329.1.016	BURNER power: 7,4 kW		replaced with burner 44433
	46328 TS-0567	PIEZZO IGNITOR		

* G20= natural gas





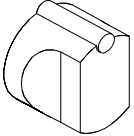
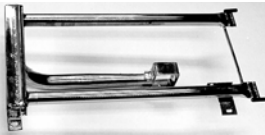

* G30/G31= L.P.G.

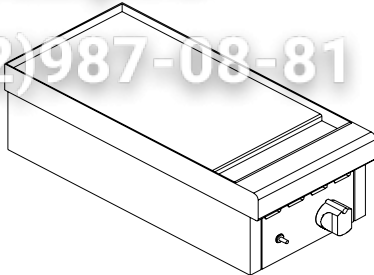














SPARE PARTS	CODE DRAW.No.	DESCRIPTION vsezip.ru	REF.	REMARK
	42142 TS-0783	SAFETY GAS REGULATING VALVE 21S/B +7(812)987-08-81		
	44820 TS-0636	PLUG OF PIEZZO IGNITOR		
	83325 83326 83328 83352	BUTTON FOR GAS VALVE colour: blue - TS-0782/1 colour: red - TS-0782/2 colour: black - TS-0782/4 colour: dark blue - TS-0782/5		
MODIFICATION REALIZED: MARCH 2005 - burner 44427 can be replaceable with burner 44433 only with intervention in the workshop				
	44433 TS-1371	BURNER power: 7,4 kW		



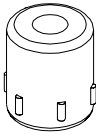
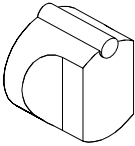
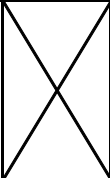
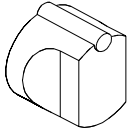
CODE	TYPE	DRAWING		
26278	PZ-60 K			
SPARE PARTS	CODE DRAW.No.	DESCRIPTION	REF.	REMARK
	46241 TS-0552	PILOT BURNER		
	47033 TS-1130/4	THERMOELEMENT L= 600 mm without thread		
	47474 TS-0570/1	CABLE OF PIEZO PLUG L=500 mm		
	20047 108.2.458	NOZZLE 230 - G20 thread: M11x1		
	25416 111.2.058	NOZZLE 135 - G30/G31 thread: M11x1		
	19715 107.1.445	BURNER power: 7,5 kW		replaced with burner 44433
	46328 TS-0567	PIEZZO IGNITOR		

* G20= natural gas

* G30/G31= L.P.G.

SPARE PARTS	CODE DRAW.No.	DESCRIPTION vsezip.ru	REF.	REMARK
	42142 TS-0783	SAFETY GAS REGULATING VALVE 21S/B +7(812)987-08-81		
	44820 TS-0636	PLUG OF PIEZZO IGNITOR		
	83325 83326 83328 83352	BUTTON FOR GAS VALVE colour: blue - TS-0782/1 colour: red - TS-0782/2 colour: black - TS-0782/4 colour: dark blue - TS-0782/5		
MODIFICATION REALIZED: MARCH 2005 - burner 44427 can be replaceable with burner 44433 only with intervention in the workshop				
	44433 TS-1371	BURNER power: 7,4 kW		









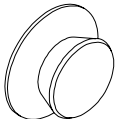
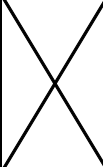
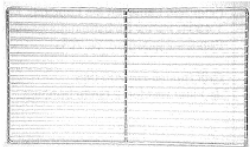


CODE	TYPE	DRAWING		
28883	PZ-25/G			
SPARE PARTS	CODE DRAW.No.	DESCRIPTION	REF.	REMARK
	05664 107.1.271	PLUG OF PIEZZO IGNITOR		
	47033 TS-1130/4	THERMOELEMENT L= 600 mm without thread		
	47474 TS-0570/1	CABLE OF PIEZZO PLUG L= 500 mm		
	42120 TS-0111	SAFETY GAS REGULATING VALVE 3/8"		
	44424 TS-0674	BURNER power: 2 kW		
	46328 TS-0567	PIEZZO IGNITOR		
	20035 108.2.446	NOZZLE 080 - G30/G31 thread: M11x1		

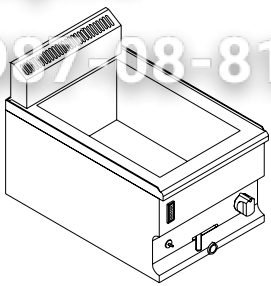














SPARE PARTS	CODE DRAW.No.	DESCRIPTION vsezip.ru	REF.	REMARK
	05000 101.2.106	TIGHTING RING Ø 8.5/Ø 10		
	83583 TS-1211	ADJUSTABLE LEG		
	83315 TS-0545/1	BUTTON FOR GAS VALVE colour: green		replaced with button for gas valve 83359
MODIFICATION REALIZED: JANUARY 2004 - button for gas valve 83306 is completely replaceable with button for gas valve 83359				
	83359 TS-1406	BUTTON FOR GAS VALVE colour: blue		

CODE	TYPE	DRAWING		
25425	PF-40			
20974	PF-80			
SPARE PARTS	CODE DRAW.No.	DESCRIPTION	REF.	REMARK
	24021 107.1.881	PILOT BURNER		
	47033 TS-1130/4	THERMOELEMENT L= 600 mm without thread		
	47474 TS-0570/1	CABLE OF PIEZZO PLUG L= 500 mm		
	20034 108.2.445	NOZZLE 090 - G30/G31 thread: M11x1		
	20046 108.2.457	NOZZLE 150 - G20 thread: M11x1		
	24030 107.1.891	BURNER power: 3,25 kW		
	46328 TS-0567	PIEZZO IGNITOR		

* G20= natural gas





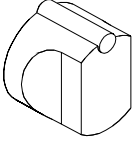



* G30/G31= L.P.G.





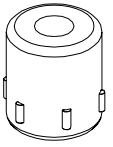








SPARE PARTS	CODE DRAW.No.	DESCRIPTION vsezip.ru	REF.	REMARK
	46432 TS-1064	THERMOREGULATOR - MINISIT operating temp.: 110-190°C		
	05664 107.1.271	PLUG OF PIEZZO IGNITOR		
	72582 TS-1058	SAFETY-THERMOSTAT temperature limit: 225°C el. load: 0,5A/12V pole: 1 capillary: L= 900mm		
	08262 107.2.292	DRAIN TUBE dim.: Ø 19/ Ø 22		
	42341 TS-0923	DRAIN VALVE 3/4"		
	83287 TS-1018	HANDLE OF LID		replaced with handle of lid 83366 with special procedure
	45673 107.1.226	RIDDLE BASE dim.: 315x245mm		
	63295	WASHER Ø18/Ø14x1,5 cm		
<p>MODIFICATION REALIZED: APRIL 2004</p> <p>- handle of lid 83287 (screw 61015 M5x15) is replaceable with handle of lid 83366 only with following procedure:</p> <ol style="list-style-type: none"> 1. cut of screw M5x15 2. drill a hole Ø 6 3. from lower side insert the screw M6x20 and screw up the handle of lid 83366 				
	83366 TS-1369/2	HANDLE OF LID colour: black		

CODE	TYPE	DRAWING		
16927	PVK-40B			
SPARE PARTS	CODE DRAW.No.	DESCRIPTION	REF.	REMARK
	46241 TS-0552	PILOT BURNER		
	47033 TS-1130/4	THERMOELEMENT L= 600 mm without thread		
	47474 TS-0570/1	CABLE OF PIEZZO PLUG L= 500 mm		
	20035 108.2.446	NOZZLE 080 - G30/G31 thread: M11x1		
	20039 108.2.450	NOZZLE 130 - G20 thread: M11x1		
	44424 TS-0674	BURNER power: 2 kW		
	46328 TS-0567	PIEZZO IGNITOR		

* G20= natural gas

* G30/G31= L.P.G.

SPARE PARTS	CODE DRAW.No.	DESCRIPTION vsezip.ru	REF.	REMARK
	42142 TS-0783	SAFETY GAS REGULATING VALVE 21S/B +7(812)987-08-81		
	44820 TS-0636	PLUG OF PIEZZO IGNITOR		
	83325 83326 83328 83352	BUTTON FOR GAS VALVE colour: blue - TS-0782/1 colour: red - TS-0782/2 colour: black - TS-0782/4 colour: dark blue - TS-0782/5		
	08262 107.2.292	DRAIN TUBE dim.: ∅ 19/ ∅ 22		
	42341 TS-0923	DRAIN VALVE 3/4"		
	77450 TS-0229/1	THERMOMETER operating temp.: 20-120°C capillary: L= 1500 mm		

SPARE PARTS	CODE DRAW.No.	DESCRIPTION	REF.	REMARK
	05639 107.2.209	REDUCING COUPLER dim.: R 1 2" / M 22		
	05640 107.2.210	REDUCING COUPLER dim.: R 3/8" / M 20X1,5		
	83583 TS-1211	ADJUSTABLE LEG		
	05638 107.2.208	NUT thread: M 22X1,5		
	05541 107.2.024	TIGHTING RING Ø 12 / Ø 14		
	05542 107.2.025	TIGHTING RING Ø 6,1 / Ø 8		
	05637 107.2.207	TIGHTING RING Ø 15 / Ø 19		

common spare parts - gas

Зип Общепит

vsezip.ru

+7(812)987-08-81

ranges

fry-tops

fryers

bain-maries

pasta cookers

boiling pans for cooking

tilting pans

KOGAST 700 - electric

KOVINASTROJ GASTRONOM TOVARNA
GOSTINSKE OPREME d.d., GROSUPLJE

Adamičeva cesta 36

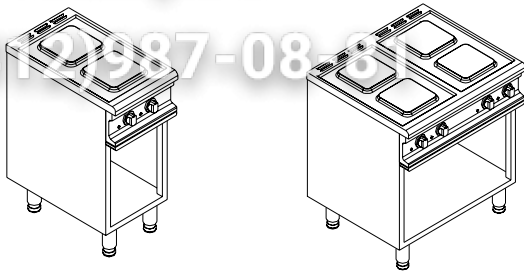







SI-1290 Grosuplje

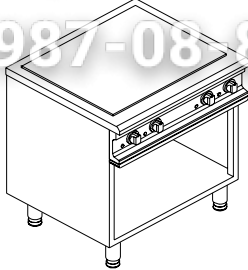











tel: +386 (0)1 /78 66 300


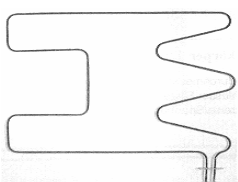

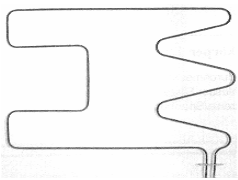










fax: +386 (0)1 /78 66 320







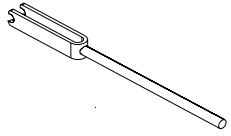
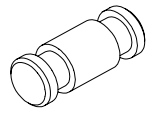
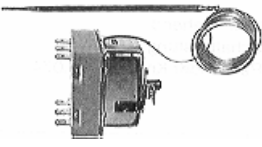

CODE	TYPE	DRAWING		
22880	ES-27/P			
22511	ES-47/P			
37792	ES-67/P			
SPARE PARTS	CODE DRAW.No.	DESCRIPTION	REF.	REMARK
	72385 TS-0747/1	HOTPLATE WITH PROTECTOR power: 2500W voltage: 230V dim.: 300x300mm		
	73449 TS-0875	SWITCH el.load: 16A/250V-10A/380V positions: 4 poles: 4		
	76577 TS-1096/2	LENS FOR PILOT LIGHT colour: yellow		
	46200 TS-1155/1	SCALE LABEL FOR BUTTON ES		




electric ranges - spare parts

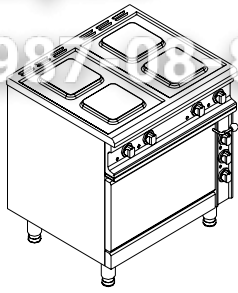
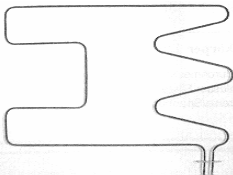

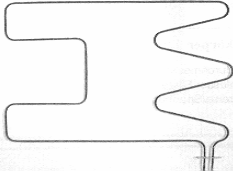



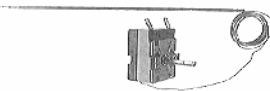

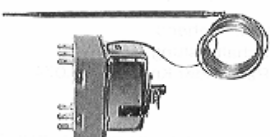




CODE	TYPE	DRAWING		
25012	ESK-27/P			
25015	ESK-47/P			
SPARE PARTS	CODE DRAW.No.	DESCRIPTION	REF.	REMARK
	72400 TS-1079	SEALED HOTPLATE WITH PROTECTOR power: 2000W voltage: 230V dim.: 220x220mm		
	73448 TS-0461	SWITCH el. load: 250V/16A-400V/10A positions: 7		
	76577 TS-1096/2	LENS FOR PILOT LIGHT colour: yellow		
	46204 TS-1155/5	SCALE LABEL FOR BUTTON EsK		









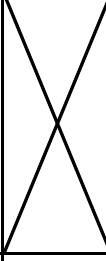

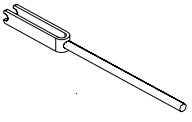
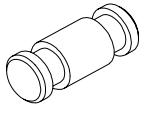
CODE	TYPE	DRAWING		
34742	ESC-47/P			
34742	ESC-47/P			
SPARE PARTS	CODE DRAW.No.	DESCRIPTION	REF.	REMARK
	83525	HEATING ZONE - DOUBLE FOR ESC-47/... power: 2200 W voltage: 230V		
	83549	HEATING ZONE - DOUBLE FOR ESC-47/...M power: 2500 W voltage: 230V		
	83526	HEATING ZONE FOR ESC-47/... power: 2500 W voltage: 230 V		
	83527	ENERGY REGULATOR FOR ESC-47/... for double heating zone		
	73626	ENERGY REGULATOR FOR ESC-47/...M for double heating zone		
	83528	ENERGY REGULATOR FOR ESC-47/... for heating zone 2500 W		
	76577 TS-1096/2	LENS FOR PILOT LIGHT colour: yellow		
	46214 TS-1155/13	SCALE LABEL FOR BUTTON ESC		




CODE	TYPE	DRAWING		
22576	ES-47/1			
36595	ES-67/1-0			
SPARE PARTS	CODE DRAW.No.	DESCRIPTION	REF.	REMARK
	72263 TS-1035	HEATING ELEMENT power: 3000 W voltage: 230 V dim.: 500x400 mm		
	72264 TS-1036	HEATING ELEMENT power: 1500 W voltage: 230 V dim.: 500x400 mm		
	72385 TS-0747/1	HOTPLATE WITH PROTECTOR power: 2500 W voltage: 230 V dim.: 300x300 mm		
	72487 TS-1044	THERMOSTAT operating temp.: 50-290°C el. load: 16 (2,6)A/380V pole: 1 capillary: L=830 mm		
	82801	GASKET FOR OVEN'S DOOR L= 1,2 m		
	73449 TS-0875	SWITCH el. load: 16A/250V-10A/380V positions: 4 poles: 4		
	76577 TS-1096/2	LENS FOR PILOT LIGHT colour: yellow		

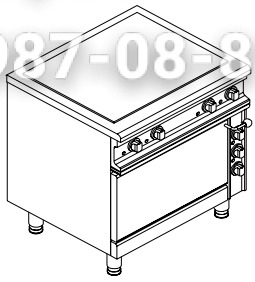











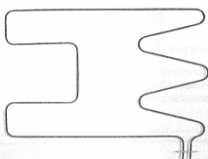

SPARE PARTS	CODE DRAW.No.	DESCRIPTION vsezip.ru	REF.	REMARK
	46201 TS-1155/2	SCALE LABEL FOR BUTTON OF MAIN SWITCH		
	46200 TS-1155/1	SCALE LABEL FOR BUTTON ES		
	46205 TS-1155/6	SCALE LABEL FOR BUTTON ES/1		
	83490 TS-0151/3	DOOR BALL HANDLE dim.: Ø 40 mm		completely replaced with door ball handle 83714 with 83716 in not replaceable
	47576 102.2.077	SPRING dim.: 18X125mm		
	73454 TS-1011	SWITCH ON-OFF el. load: 16A/250V-10A/380V poles: 4		replace with switch on-off 73440
	08117 102.1.069	FORK FOR DOOR		
	08102 102.2.073	BOLT OF FORK		
	72583 TS-1074	SAFETY-THERMOSTAT temperature limit: 360°C el. load: 20 (4)A/380V poles: 3 capillary: L= 1490 mm		

SPARE PARTS	CODE DRAW.No.	DESCRIPTION vsezip.ru	REF.	REMARK
<p>1. MODIFICATION REALIZED: NOVEMBER 2003 handle of lid code 83490 (M8) is completely replaced with handle of lid code 83714 (M8)</p> <p>2. MODIFICATION REALIZED: MARCH 2004 introduce is new handle of lid code 83716 (M10), old handle of lid code 83714 (M8) IS NOT REPLACEABLE with new handle of lid</p>				
	83714 83716 83717	HANDLE OF LID colour: blue TS-1366 - M8 colour: blue TS-1415/1 - M10 colour: black TS-1415/2 - M10		
<p>MODIFICATION REALIZED: MARCH 2006 - switch on-off 73454 is completely replaced with switch on-off 73440</p>				
	73440 TS-1519	SWITCH ON-OFF el. load: 16A/250V-10A/380V poles: 4		

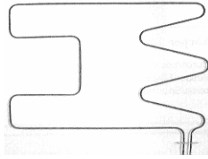



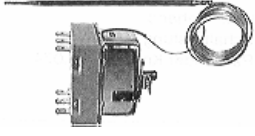




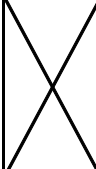
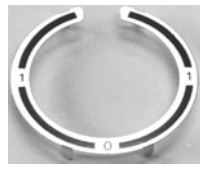


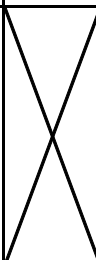

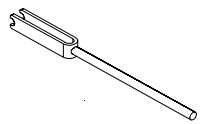
CODE	TYPE	DRAWING		
25018	ESK-47/1			
SPARE PARTS	CODE DRAW.No.	DESCRIPTION	REF.	REMARK
	72263 TS-1035	HEATING ELEMENT power: 3000 W voltage: 230 V dim.: 500x400 mm		
	72264 TS-1036	HEATING ELEMENT power: 1500 W voltage: 230 V dim.: 500x400 mm		
	72400 TS-1079	SEALED HOTPLATE WITH PROTECTOR power: 2000 W voltage: 230 V dim.: 220x220 mm		
	72487 TS-1044	THERMOSTAT operating temp.: 50-290°C el. load: 16 (2,6)A/380V pole: 1 capillary: L= 830 mm		
	72583 TS-1074	SAFETY-THERMOSTAT temperature limit: 360°C el. load: 20 (4)A/380V poles: 3 capillary: L= 1490 mm		
	82801	GASKET FOR OVEN'S DOOR L= 1,2 m		
	73448 TS-0461	SWITCH el. load: 250V/16A-400V/10A positions: 7		

SPARE PARTS	CODE DRAW.No.	DESCRIPTION vsezip.ru	REF.	REMARK
	73454 TS-1011	SWITCH ON-OFF el. load: 15A 250V-10A/330V poles: 4		replaced with switch on-off 73440
	76577 TS-1096/2	LENS FOR PILOT LIGHT colour: yellow		
	46201 TS-1155/2	SCALE LABEL FOR BUTTON OF MAIN SWITCH		
	46204 TS-1155/5	SCALE LABEL FOR BUTTON ESK		
	46205 TS-1155/6	SCALE LABEL FOR BUTTON ES/1		
	83490 TS-0151/3	DOOR BALL HANDLE dim.: Ø 40 mm		completely replaced with door ball handle 83714 with 83716 is not replaceable
	47576 102.2.077	SPRING dim.: Ø 18x125mm		
	08117 102.1.069	FORK FOR DOOR		
	08102 102.2.073	BOLT OF FORK		

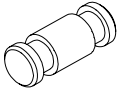



SPARE PARTS	CODE DRAW.No.	DESCRIPTION vsezip.ru	REF.	REMARK
1. MODIFICATION REALIZED: NOVEMBER 2003 handle of lid code 83490 (M8) is completely replaced with handle of lid code 83714 (M8)				
2. MODIFICATION REALIZED: MARCH 2004 introduce is new handle of lid code 83716 (M10), old handle of lid code 83714 (M8) IS NOT REPLACEABLE with new handle of lid				
	83714 83716 83717	HANDLE OF LID colour: blue TS-1366 - M8 colour: blue TS-1415/1 - M10 colour: black TS-1415/2 - M10		
MODIFICATION REALIZED: MARCH 2006 - switch on-off 73454 is completely replaced with switch on-off 73440				
	73440 TS-1519	SWITCH ON-OFF el. load: 16A/250V-10A/380V poles: 4		

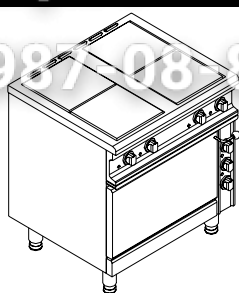


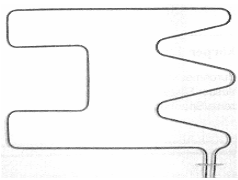

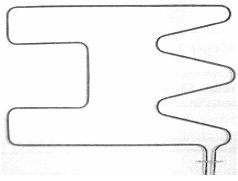






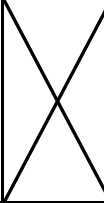


CODE	TYPE	DRAWING		
34743	ESC-47/1			
39315	ESC-47/1M			
SPARE PARTS	CODE DRAW.No.	DESCRIPTION	REF.	REMARK
	83525	HEATING ZONE - DOUBLE FOR ESC-47/... power: 2200 W voltage: 230 V		
	83549	HEATING ZONE - DOUBLE FOR ESC-47/...M power: 2500 W voltage: 230V		
	83526	HEATING ZONE FOR ESC-47/... power: 2500 W voltage: 230 V		
	83527	ENERGY REGULATOR FOR ESC-47/... for double heating zone		
	73626	ENERGY REGULATOR FOR ESC-47/...M for double heating zone		
	83528	ENERGY REGULATOR for heating zone 2500 W		
	76577 TS-1096/2	LENS FOR PILOT LIGHT colour: yellow		
	46214 TS-1155/13	SCALE LABEL FOR BUTTON ESC		
	72263 TS-1035	HEATING ELEMENT power: 3000 W voltage: 230 V dim.: 500x400 mm		

electric range - spare parts








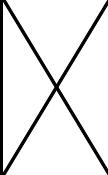






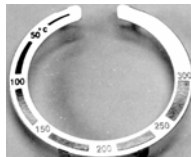
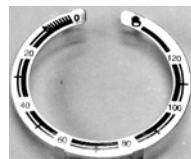
SPARE PARTS	CODE DRAW.No.	DESCRIPTION vsezip.ru	REF.	REMARK
	72264 TS-1036	HEATING ELEMENT power: 1500 W voltage: 230 V dim.: 500x400 mm		
	72487 TS-1044	THERMOSTAT operating temp.: 50-290°C el. load: 16 (2,6)A/380V pole: 1 capillary: L=830 mm		
	72583 TS-1074	SAFETY-THERMOSTAT temperature limit: 360°C el. load: 20 (4)A/380V poles: 3 capillary: L= 1490 mm		
	82801	GASKET FOR OVEN'S DOOR L= 1,2 m		
	73454 TS-1011	SWITCH ON-OFF el. load: 16A/250V-10A/380V poles: 4		replaced with switch on-off 73400
	46201 TS-1155/2	SCALE LABEL FOR BUTTON OF MAIN SWITCH		
	46205 TS-1155/6	SCALE LABEL FOR BUTTON ES/1		
	83490 TS-0151/3	DOOR BALL HANDLE dim.: Ø40 mm		completely replaced with door ball handle 83714 with 83716 is not replaceable
	47576 102.2.077	SPRING dim.: Ø 18x125 mm		
	08117 102.1.069	FORK FOR DOOR		

electric range - spare parts




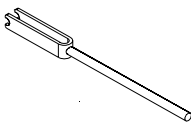


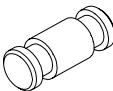
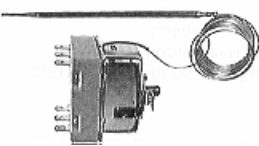






SPARE PARTS	CODE DRAW.No.	DESCRIPTION vsezip.ru	REF.	REMARK
	08102 102.2.073	BOLT OF FORK +7(812)987-08-81		
<p>1. MODIFICATION REALIZED: NOVEMBER 2003 handle of lid code 83490 (M8) is completely replaced with handle of lid code 83714 (M8)</p> <p>2. MODIFICATION REALIZED: MARCH 2004 introduce is new handle of lid code 83716 (M10), old handle of lid code 83714 (M8) IS NOT REPLACEABLE with new handle of lid</p>				
	83714 83716 83717	HANDLE OF LID colour: blue TS-1366 - M8 colour: blue TS-1415/1 - M10 colour: black TS-1415/2 - M10		
<p>MODIFICATION REALIZED: MARCH 2006 - switch on-off 73454 is completely replaced with switch on-off 73440</p>				
	73440 TS-1519	SWITCH ON-OFF el. load: 16A/250V-10A/380V poles: 4		




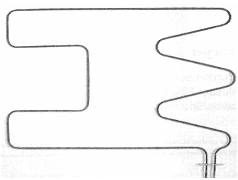

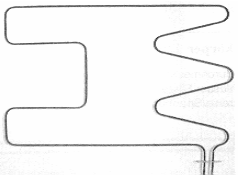



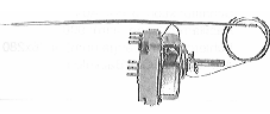





CODE	TYPE	DRAWING		
22577	ES-47/1K			
37793	ES-67/1K-0			
SPARE PARTS	CODE DRAW.No.	DESCRIPTION	REF.	REMARK
	72082 TS-0825	HEATING ELEMENT power: 2200W voltage: 230V dim.: 249,5x198 mm		
	72263 TS-1035	HEATING ELEMENT power: 3000W voltage: 230V dim.: 500x400 mm		
	72264 TS-1036	HEATING ELEMENT power: 1500W voltage: 230V dim.: 500x400 mm		
	72385 TS-0747/1	HOTPLATE WITH PROTECTOR power: 2500W voltage: 230V dim.: 300x300 mm		
	72519 TS-1030	THERMOSTAT operating temp.: 50-300°C el. load: 16 (4)A/380V poles: 3 capillary: L= 1590 mm		
	73455 TS-1054	SWITCH FOR THERMOSTAT el. load: 16A/250V-10A/380V poles: 4		replaced with switch for thermostat 73441
	73449 TS-0875	SWITCH el. load: 16A/250V-10A/380V positions: 4 poles: 4		

electric range - spare parts










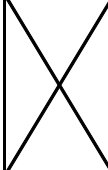
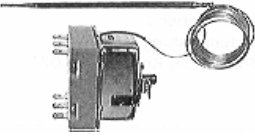







SPARE PARTS	CODE DRAW.No.	DESCRIPTION vsezip.ru	REF.	REMARK
	73408 TS-1065	TIMER el. load: 16A/230V-10A/330V operating time: 0-120 min. poles: 2		
	73478 TS-0474	END SWITCH el. load: 250V/16A-380V/10A poles: 2		
	36990 113.1.040	VENTILATOR WITH MOTOR voltage: 230V		
	73101 TS-1019	CONTACTOR DIL OO M voltage: 600V rated current: 20A		replaced with contactor 73112
	76577 TS-1096/2	LENS FOR PILOT LIGHT colour: yellow		
	76578 TS-1096/3	LENS FOR PILOT LIGHT colour: green		
	46202 TS-1155/3	SCALE LABEL FOR BUTTON ES/K		
	46200 TS-1155/1	SCALE LABEL FOR BUTTON ES		
	46205 TS-1155/6	SCALE LABEL FOR BUTTON ES/1		
	46207 TS-1155/8	SCALE LABEL FOR BUTTON ES/K		






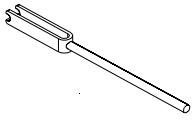
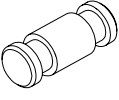

electric range - spare parts

SPARE PARTS	CODE DRAW.No.	DESCRIPTION vsezip.ru	REF.	REMARK
	83490 TS-0151/3	DOOR BALL HANDLE dim.: Ø40 mm		completely replaced with door ball handle 83714 with 83716 is not replaceable
	47576 102.2.077	SPRING dim.: Ø 18x125 mm		
	08117 102.1.069	FORK FOR DOOR		
	82801	GASKET FOR OVEN'S DOOR L= 1,2 m		
	08102 102.2.073	BOLT OF FORK		
	72583 TS-1074	SAFETY-THERMOSTAT temperature limit: 360°C el. load: 20 (4)A/380V poles: 3 capillary: L= 1490 mm		
1. MODIFICATION REALIZED: NOVEMBER 2003 handle of lid code 83490 (M8) is completely replaced with handle of lid code 83714 (M8)				
2. MODIFICATION REALIZED: MARCH 2004 introduce is new handle of lid code 83716 (M10), old handle of lid code 83714 (M8) IS NOT REPLACEABLE with new handle of lid				
	83714 83716 83717	HANDLE OF LID colour: blue TS-1366 - M8 colour: blue TS-1415/1 - M10 colour: black TS-1415/2 - M10		
MODIFICATION REALIZED: MARCH 2006 - switch on-off 73454 is completely replaced with switch on-off 73440				
	73441 TS-1520	SWITCH ON-OFF el. load: 16A/250V-10A/380V poles: 4		
	73112 TS-1521	CONTACTOR DIL M7-10 el. load.: 230 V 50 Hz		

CODE	TYPE	DRAWING		
25021	ESK-47/1K			
SPARE PARTS	CODE DRAW.No.	DESCRIPTION	REF.	REMARK
	72082 TS-0825	HEATING ELEMENT power: 2200W voltage: 230V dim.: 249,5x198mm		
	72263 TS-1035	HEATING ELEMENT power: 3000W voltage: 230V dim.: 500x400mm		
	72264 TS-1036	HEATING ELEMENT power: 1500W voltage: 230V dim.: 500x400mm		
	72400 TS-1079	SEALED HOTPLATE WITH PROTECTOR power: 2000W voltage: 230V dim.: 220x220mm		
	72519 TS-1030	THERMOSTAT operating temp.: 50-300°C el. load: 16 (4)A/380V poles: 3 capillary: L= 1590 mm		
	73455 TS-1054	SWITCH FOR THERMOSTAT el. load: 16A/250V-10A/380V poles: 4		replaced with switch for thermostat 73441
	73449 TS-0875	SWITCH el. load: 16A/250V-10A/380V poles: 4 positions: 4		

electric range - spare parts





SPARE PARTS	CODE DRAW.No.	DESCRIPTION vsezip.ru	REF.	REMARK
	73448 TS-0461	SWITCH el. load: 250V/16A-400V/10A positions: 7 poles: 2		
	73408 TS-1065	TIMER el. load: 16A/250V-10A/380V operating time: 0-120 min.		
	73478 TS-0474	END SWITCH el. load: 250V/16A-380V/10A poles: 2		
	36990 113.1.040	VENTILATOR WITH MOTOR voltage: 230V		
	73101 TS-1019	CONTACTOR DIL OO M voltage: 600V rated current: 20 A		replaced with contactor 73112
	72583 TS-1074	SAFETY-THERMOSTAT temperature limit: 360°C el. load: 20 (4)A/380V poles: 3 capillary: L= 1490 mm		
	76577 TS-1096/2	LENS FOR PILOT LIGHT colour: yellow		
	76578 TS-1096/3	LENS FOR PILOT LIGHT colour: green		
	46202 TS-1155/3	SCALE LABEL FOR BUTTON ES/K		
	46204 TS-1155/5	SCALE LABEL FOR BUTTON ESK		

SPARE PARTS	CODE DRAW.No.	DESCRIPTION vsezip.ru	REF.	REMARK
	46205 TS-1155/6	SCALE LABEL FOR BUTTON ES/1		
	46207 TS-1155/8	SCALE LABEL FOR BUTTON ES/K		
	83490 TS-0151/3	DOOR BALL HANDLE dim.: Ø 40 mm	X	completely replaced with door ball handle 83714 with 83716 is not replaceable
	47576 102.2.077	SPRING dim.: Ø 18X125 mm		
	82801	GASKET FOR OVEN'S DOOR L= 1,2 m		
	08117 102.1.069	FORK FOR DOOR		
	08102 102.2.073	BOLT OF FORK		
<p>1. MODIFICATION REALIZED: NOVEMBER 2003 handle of lid code 83490 (M8) is completely replaced with handle of lid code 83714 (M8)</p> <p>2. MODIFICATION REALIZED: MARCH 2004 introduce is new handle of lid code 83716 (M10), old handle of lid code 83714 (M8) IS NOT REPLACEABLE with new handle of lid</p>				
	83714 83716 83717	HANDLE OF LID colour: blue TS-1366 - M8 colour: blue TS-1415/1 - M10 colour: black TS-1415/2 - M10		

KOGAST 700

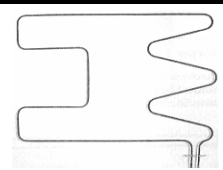

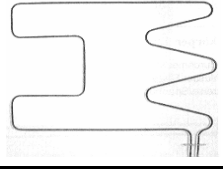

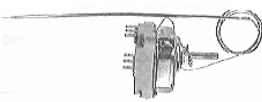


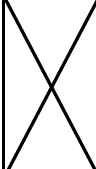
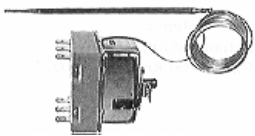










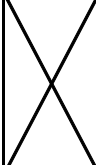
Зип Общепит







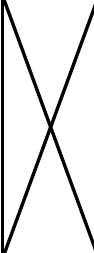


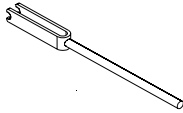
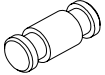
4/4

SPARE PARTS	CODE DRAW.No.	DESCRIPTION	REF.	REMARK
MODIFICATION REALIZED: MARCH 2006 - switch on-off 73455 is completely replaced with switch on-off 73441				
	73441 TS-1520	SWITCH ON-OFF el. load: 16A/250V-10A/380V poles: 4		
	73112 TS-1521	CONTACTOR DIL M7-10 el. load.: 230 V 50 Hz		

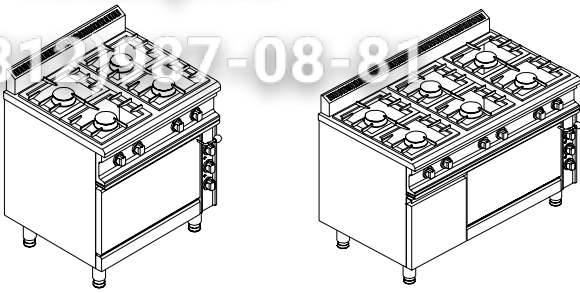
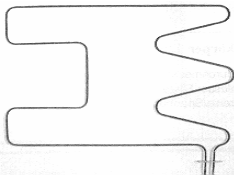

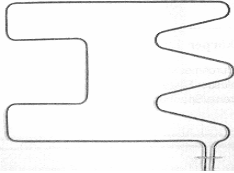







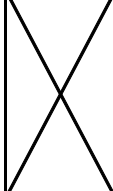


electric range - spare parts

CODE	TYPE	DRAWING		
34744	ESC-47/1K	<p>vsezip.ru +7(812)987-08-81</p>		
39316	ESC-47/1KM			
SPARE PARTS	CODE DRAW.No.	DESCRIPTION	REF.	REMARK
	83525	HEATING ZONE - DOUBLE FOR ESC-47/... power: 2200 W voltage: 230V		
	83549	HEATING ZONE - DOUBLE FOR ESC-47/...M power: 2500 W voltage: 230V		
	83526	HEATING ZONE FOR ESC-47/... power: 2500 W voltage: 230 V		
	83527	ENERGY REGULATOR FOR ESC-47/... for double heating zone		
	73626	ENERGY REGULATOR FOR ESC-47/...M for double heating zone		
	83528	ENERGY REGULATOR for heating zone 2500 W		
	76577 TS-1096/2	LENS FOR PILOT LIGHT colour: yellow		
	46214 TS-1155/13	SCALE LABEL FOR BUTTON ESC		
	72082 TS-0825	HEATING ELEMENT power: 2200W voltage: 230V dim.: 249,5x198mm		
















SPARE PARTS	CODE DRAW.No.	DESCRIPTION vsezip.ru	REF.	REMARK
	72263 TS-1035	HEATING ELEMENT power: 3000W voltage: 230V dim.: 500x400mm		
	72264 TS-1036	HEATING ELEMENT power: 1500W voltage: 230V dim.: 500x400mm		
	72519 TS-1030	THERMOSTAT operating temp.: 50-300°C el. load: 16 (4)A/380V poles: 3 capillary: L= 1590 mm		
	73455 TS-1054	SWITCH FOR THERMOSTAT el. load: 16A/250V-10A/380V poles: 4		replaced with switch for thermostat 73441
	72583 TS-1074	SAFETY-THERMOSTAT temperature limit: 360°C el. load: 20 (4)A/380V poles: 3 capillary: L= 1490 mm		
	73449 TS-0875	SWITCH el. load: 16A/250V-10A/380V poles: 4 positions: 4		
	73408 TS-1065	TIMER el. load: 16A/250V-10A/380V operating time: 0-120min.		
	73478 TS-0474	END SWITCH el. load: 250V/16A-380V/10A poles: 2		
	36990 113.1.040	VENTILATOR WITH MOTOR voltage: 230V		
	73101 TS-1019	CONTACTOR DIL OO M voltage: 600V rated current: 20 A		replaced with contactor 73112

SPARE PARTS	CODE DRAW.No.	DESCRIPTION vsezip.ru	REF.	REMARK
	76578 TS-1096/3	LENS FOR PILOT LIGHT colour: green +7(812)987-08-81		
	46202 TS-1155/3	SCALE LABEL FOR BUTTON ES/K		
	46207 TS-1155/8	SCALE LABEL FOR BUTTON ES/K		
	46205 TS-1155/6	SCALE LABEL FOR BUTTON ES/1		
	83490 TS-0151/3	DOOR BALL HANDLE dim.: Ø40 mm		completely replaced with door ball handle 83714 with 83716 is not replaceable
	47576 102.2.077	SPRING dim.: Ø 18x125 mm		
	82801	GASKET FOR OVEN'S DOOR L= 1,2 m		
	08117 102.1.069	FORK FOR DOOR		
	08102 102.2.073	BOLT OF FORK		










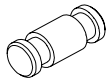










SPARE PARTS	CODE DRAW.No.	DESCRIPTION	REF.	REMARK
1. MODIFICATION REALIZED: NOVEMBER 2003 handle of lid code 83490 (M8) is completely replaceable with handle of lid code 83714 (M8)				
2. MODIFICATION REALIZED: MARCH 2004 introduce is new handle of lid code 83716 (M10), old handle of lid code 83714 (M8) IS NOT REPLACEABLE with new handle of lid				
	83714 83716 83717	HANDLE OF LID colour: blue TS-1366 - M8 colour: blue TS-1415/1 - M10 colour: black TS-1415/2 - M10		
MODIFICATION REALIZED: MARCH 2006 - switch on-off 73455 is completely replaced with switch on-off 73441				
	73441 TS-1520	SWITCH ON-OFF el. load: 16A/250V-10A/380V poles: 4		
	73112 TS-1521	CONTACTOR DIL M7-10 el. load.: 230 V 50 Hz		

CODE	TYPE	DRAWING		
20771	KS-47/1			
29847	KS-67/1-0			
SPARE PARTS	CODE DRAW.No.	DESCRIPTION	REF.	REMARK
	72263 TS-1035	HEATING ELEMENT power: 3000W voltage: 230V dim.: 500x400mm		
	72264 TS-1036	HEATING ELEMENT power: 1500W voltage: 230V dim.: 500x400mm		
	72487 TS-1044	THERMOSTAT operating temp.: 50-290°C el. load: 16 (2,6)A/380V pole: 1 capillary: L= 830 mm		
	72583 TS-1074	SAFETY - THERMOSTAT temperature limit: 360°C el. load: 20 (4)A/380V poles: 3 capillary: L= 1490 mm		
	82801	GASKET FOR OVEN'S DOOR L= 1,2 m		
	73454 TS-1011	SWITCH ON-OFF el. load: 16A/250V-10A/380V poles: 4		replaced with switch on-off 73440
	76577 TS-1096/2	LENS FOR PILOT LIGHT colour: yellow		



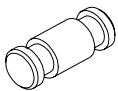


combined range - spare parts

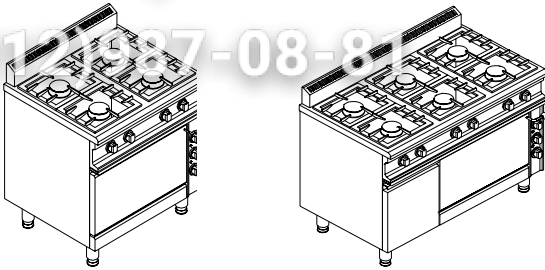


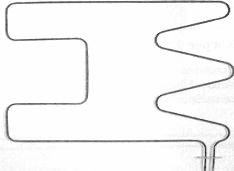

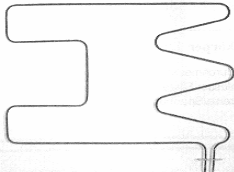




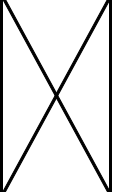
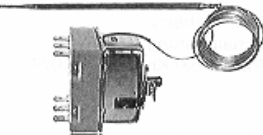



SPARE PARTS	CODE DRAW.No.	DESCRIPTION vsezip.ru	REF.	REMARK
	46201 TS-1155/2	SCALE LABEL FOR BUTTON OF MAIN SWITCH		
	46203 TS-1155/4	SCALE LABEL FOR BUTTON PS		
	46205 TS-1155/6	SCALE LABEL FOR BUTTON ES/1		
	83490 TS-0151/3	DOOR BALL HANDLE dim.: Ø 40 mm	X	completely replaced with door ball handle 83714 with 83716 is not replaceable
	47576 102.2.077	SPRING dim.: Ø 18X125mm		
	20034 108.2.445	NOZZLE 090 - G30/G31 thread: M 11x1 G30/G31 - burner: 3,5 kW		
	20037 108.2.448	NOZZLE 110 - G30/G31 thread: M 11x1 G30/G31 - burner: 5,5 kW		
	25415 111.2.057	NOZZLE 165 - G20 thread: M 11x1 G20 - burner: 5,5 kW		
	25416 111.2.058	NOZZLE 135 - G20 thread: M 11x1 G20 - burner: 3,5 kW		
	20030 108.2.441	COVER OF BURNER 80		

* G20= natural gas * G30/G31= L.P.G.








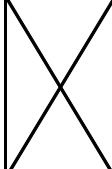








SPARE PARTS	CODE DRAW.No.	DESCRIPTION	REF.	REMARK
	20031 108.2.442	COVER OF BURNER 100 +7(812)987-08-81		
	13233 108.1.172	PILOT BURNER		
	42142 TS-0783	GAS REGULATING VALVE 21 S/B thread for thermoelement: M9x1		
	47030 TS-1130/1	THERMOELEMENT L= 600mm thread: M9x1		
	83341 83342 83343 83354	BUTTON FOR GAS VALVE colour: blue - TS-1157/1 colour: red - TS-1157/2 colour: black - TS-1157/3 colour: dark blue - TS-1157/4		
	08102 102.2.073	BOLT OF FORK		
	03268 363.2.102	CAST IRON BURNER GRID dim.: 348x288mm		
	13247 108.2.189	SUPPORT OF COVER 80		
	16337 108.2.196	SUPPORT OF COVER 100		
	10406 108.2.165	REGULATOR OF PRIMARY AIR 80		
	10408 108.2.167	REGULATOR OF PRIMARY AIR 100		

combined range - spare parts



















SPARE PARTS	CODE DRAW.No.	DESCRIPTION vsezip.ru	REF.	REMARK
	13248 108.2.190	VENTURI TUBE 80 +7(812)987-08-81		
	15333 3015.1.004	VENTURI TUBE 100		
	08117 102.1.069	FORK FOR DOOR		
	08102 102.2.073	BOLT OF FORK		
<p>1. MODIFICATION REALIZED: NOVEMBER 2003 handle of lid code 83490 (M8) is completely replaced with handle of lid code 83714 (M8)</p> <p>2. MODIFICATION REALIZED: MARCH 2004 introduce is new handle of lid code 83716 (M10), old handle of lid code 83714 (M8) IS NOT REPLACEABLE with new handle of lid</p>				
	83714 83716 83717	HANDLE OF LID colour: blue TS-1366 - M8 colour: blue TS-1415/1 - M10 colour: black TS-1415/2 - M10		
<p>MODIFICATION REALIZED: MARCH 2006 - switch on-off 73455 is completely realized with switch on-off 73441</p>				
	73441 TS-1520	SWITCH ON-OFF el. load: 16A/250V-10A/380V poles: 4		

CODE	TYPE	DRAWING		
20772	KS-47/1K			
36720	KS-67/1K-O			
SPARE PARTS	CODE DRAW.No.	DESCRIPTION	REF.	REMARK
	72082 TS-0825	HEATING ELEMENT power: 2200W voltage: 230V dim.: 249,5 x Φ 198mm		
	72263 TS-1035	HEATING ELEMENT power: 3000W voltage: 230V dim.: 500x400mm		
	72264 TS-1036	HEATING ELEMENT power: 1500W voltage: 230V dim.: 500x400mm		
	72519 TS-1030	THERMOSTAT operating temp.: 50-300°C el. load: 16 (4)A/380V poles: 3 capillary: L= 1590mm		
	73455 TS-1054	SWITCH FOR THERMOSTAT el. load: 16A/250V-10A/380V poles: 4		replaced with switch for thermostat 73441
	72583 TS-1074	SAFETY-THERMOSTAT temperature limit: 360°C el. load: 20 (4)A/380V poles: 3 capillary: L= 1490mm		
	73449 TS-0875	SWITCH el. load: 16A/250V-10A/380V positions: 4 poles: 4		




















combined range - spare parts

SPARE PARTS	CODE DRAW.No.	DESCRIPTION vsezip.ru	REF.	REMARK
	73408 TS-1065	TIMER el. load: 16A/250V-10A/330V operating time: 0-120min. poles: 2		
	73478 TS-0474	END SWITCH el. load: 250V/16A-380V/10A poles: 2		
	36990 113.1.040	VENTILATOR WITH MOTOR voltage: 230V		
	73101 TS-1019	CONTACTOR DIL OO M voltage: 600 V rated current: 20 A		replaced with contactor 73112
	76577 TS-1096/2	LENS FOR PILOT LIGHT colour: yellow		
	76578 TS-1096/3	LENS FOR PILOT LIGHT colour: green		
	46202 TS-1155/3	SCALE LABEL FOR BUTTON ES/K		
	46203 TS-1155/4	SCALE LABEL FOR BUTTON PS		
	46207 TS-1155/8	SCALE LABEL FOR BUTTON ES/K		
	46205 TS-1155/6	SCALE LABEL FOR BUTTON ES/1		

combined range - spare parts

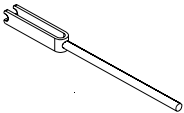
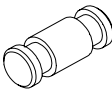





SPARE PARTS	CODE DRAW.No.	DESCRIPTION vsezip.ru	REF.	REMARK
	83490 TS-0151/3	DOOR BALL HANDLE dim.: Ø 40mm		completely replaced with door ball handle 83714 with 83716 is not replaceable
	47576 102.2.077	SPRING dim.: Ø 18X125mm		
	82801	GASKET FOR OVEN'S DOOR l= 1,2 m		
	20034 108.2.445	NOZZLE 090 - G30/G31 thread: M 11x1 G30/G31- burner: 3,5kW		
	20037 108.2.448	NOZZLE 110 - G30/G31 thread: M 11x1 G30/G31 - burner: 5,5kW		
	20030 108.2.441	COVER OF BURNER 80		
	20031 108.2.442	COVER OF BURNER 100		
	13233 108.1.172	PILOT BURNER		
	42142 TS-0783	SAFETY GAS REGULATING VALVE 21S/B thread for thermoelement: M9x1		
	47030 TS-1130/1	THERMOELEMENT L= 600mm thread: M9x1		

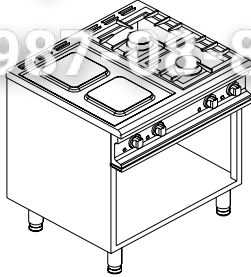


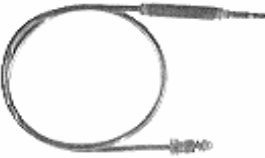











* G30/G31= L.P.G.

SPARE PARTS	CODE DRAW.No.	DESCRIPTION	REF.	REMARK
	25415 111.2.057	NOZZLE 135 - G20 thread: M11x1 G20 - burner: 5,5 kW		
	25416 111.2.058	NOZZLE 135 - G20 thread: M11x1 G20 - burner: 3,5 kW		
	83341 83342 83343 83354	BUTTON FOR GAS VALVE colour: blue - TS-1157/1 colour: red - TS-1157/2 colour: black - TS-1157/3 colour: dark blue - TS-1157/4		
	03268 363.2.102	CAST IRON BURNER GRID dim.: 348x288 mm		
	13247 108.2.189	SUPPORT OF COVER 80		
	16337 108.2.196	SUPPORT OF COVER 100		
	10406 108.2.165	REGULATOR OF PRIMARY AIR 80		
	10408 108.2.167	REGULATOR OF PRIMARY AIR 100		
	13248 108.2.190	VENTURI TUBE 80		
	15333 3015.1.004	VENTURI TUBE 100		

* G20= natural gas

combined range - spare parts

SPARE PARTS	CODE DRAW.No.	DESCRIPTION	REF.	REMARK
	08117 102.1.069	FORK FOR DOOR +7(812)987-08-81		
	08102 102.2.073	BOLT OF FORK		
<p>1. MODIFICATION REALIZED: NOVEMBER 2003 handle of lid code 83490 (M8) is completely replaced with handle of lid code 83714 (M8)</p> <p>2. MODIFICATION REALIZED: MARCH 2004 introduce is new handle of lid code 83716 (M10), old handle of lid code 83714 (M8) IS NOT REPLACEABLE with new handle of lid</p>				
	83714 83716 83717	HANDLE OF LID colour: blue TS-1366 - M8 colour: blue TS-1415/1 - M10 colour: black TS-1415/2 - M10		
<p>MODIFICATION REALIZED: MARCH 2006 - switch on-off 73455 is completely replaced with switch on-off 73441</p>				
	73441 TS-1520	SWITCH ON-OFF el. load: 16A/250V-10A/380V poles: 4		
	73112 TS-1521	CONTACTOR DIL M7-10 el. load.: 230 V 50 Hz		

CODE	TYPE	DRAWING		
29522	KS-(2+2)7/P			
SPARE PARTS	CODE DRAW.No.	DESCRIPTION	REF.	REMARK
	13233 108.2.172	PILOT BURNER		
	47030 TS-1130/1	THERMOELEMENT L= 600mm thread: M9x1		
	20034 108.2.445	NOZZLE 090 - G30/G31 thread: M11x1 G30/G31 - burner: 3,5 kW		
	20037 108.2.448	NOZZLE 110 - G30/G31 thread: M11x1 G30/G31 - burner: 5,5 kW		
	25415 111.2.057	NOZZLE 165 - G20 thread: M11x1 G20 - burner: 5,5 kW		
	25416 111.2.058	NOZZLE 135 - G20 thread: M11x1 G20 - burner: 3,5 kW		
	42142 TS-0783	GAS REGULATING VALVE 21S/B		









* G20= natural gas

* G30/G31= L.P.G.

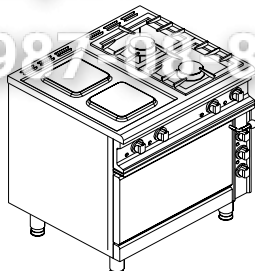














combined range - spare parts

SPARE PARTS	CODE DRAW.No.	DESCRIPTION vsezip.ru	REF.	REMARK
	03268 363.2.102	CAST IRON BURNER GRID dim. 348x288 mm		
	13247 108.2.189	SUPPORT FOR COVER 80		
	16337 108.2.196	SUPPORT FOR COVER 100		
	83341 83342 83343 83354	BUTTON FOR GAS VALVE colour: blue - TS-1157/1 colour: red - TS-1157/2 colour: black - TS-1157/3 colour: dark blue - TS-1157/4		
	10406 108.2.165	REGULATOR OF PRIMARY AIR 80		
	10408 108.2.167	REGULATOR OF PRIMARY AIR 100		
	20030 108.2.441	COVER OF BURNER 80		
	20031 108.2.442	COVER OF BURNER 100		
	13248 108.2.190	VENTURI TUBE 80		
	15333 3015.1.004	VENTURI TUBE 100		

combined range - spare parts

SPARE PARTS	CODE DRAW.No.	DESCRIPTION vsezip.ru	REF.	REMARK
	46203 TS-1155/4	SCALE LABEL FOR BUTTON PS +7(812)987-08-81		
	72400 TS-1079	SEALED HOTPLATE WITH PROTECTOR power: 2000W voltage: 230V dim.: 220x220mm		
	73448 TS-0461	SWITCH el. load: 250V/16A-400V/10A positions: 7 poles: 2		
	76577 TS-1096/2	LENS FOR PILOT LIGHT colour: yellow		
	46204 TS-1155/5	SCALE LABEL FOR BUTTON ESK		

combined range - spare parts


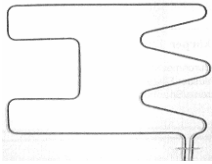

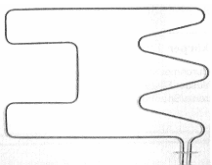



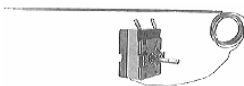

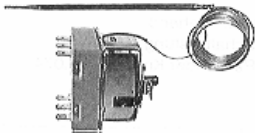





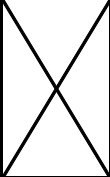


CODE	TYPE	DRAWING		
29511	KS-(2+2)7/1			
SPARE PARTS	CODE DRAW.No.	DESCRIPTION	REF.	REMARK
	13233 108.2.172	PILOT BURNER		
	47030 TS-1130/1	THERMOELEMENT L= 600mm thread: M9x1		
	20034 108.2.445	NOZZLE 090 - G30/G31 thread: M11x1 G30/G31 - burner: 3,5 kW		
	20037 108.2.448	NOZZLE 110 - G30/G31 thread: M11x1 G30/G31 - burner: 5,5 kW		
	25415 111.2.057	NOZZLE 165 - G20 thread: M11x1 G20 - burner: 5,5 kW		
	25416 111.2.058	NOZZLE 135 - G20 thread: M11x1 G20 - burner: 3,5kW		
	03268 363.2.102	CAST IRON BURNER GRID dim.: 348x288mm		

* G20= natural gas







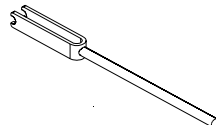
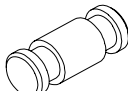
* G30/G31= L.P.G.

SPARE PARTS	CODE DRAW.No.	DESCRIPTION vsezip.ru	REF.	REMARK
	42142 TS-0783	GAS REGULATING VALVE 21S/B +7(812)987-08-81		
	13247 108.2.189	SUPPORT FOR COVER 80		
	16337 108.2.196	SUPPORT FOR COVER 100		
	83341 83342 83343 83354	BUTTON FOR GAS VALVE colour: blue - TS-1157/1 colour: red - TS-1157/2 colour: black - TS-1157/3 colour: dark blue - TS-1157/4		
	10406 108.2.165	REGULATOR OF PRIMARY AIR 80		
	10408 108.2.167	REGULATOR OF PRIMARY AIR 100		
	20030 108.2.441	COVER OF BURNER 80		
	20031 108.2.442	COVER OF BURNER 100		
	13248 108.2.190	VENTURI TUBE 80		
	15333 3015.1.004	VENTURI TUBE 100		




combined range - spare parts

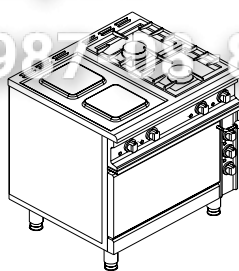


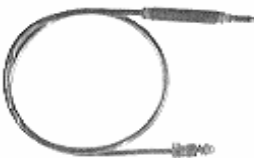











SPARE PARTS	CODE DRAW.No.	DESCRIPTION vsezip.ru	REF.	REMARK
	46203 TS-1155/4	SCALE LABEL FOR BUTTON PS +7(812)987-08-81		
	72263 TS-1035	HEATING ELEMENT power: 3000 W voltage: 230 V dim.: 500x400 mm		
	72264 TS-1036	HEATING ELEMENT power: 1500 W voltage: 230 V dim.: 500x400 mm		
	72400 TS-1079	SEALED HOTPLATE WITH PROTECTOR power: 2000 W voltage: 230 V dim.: 220x220 mm		
	72487 TS-1044	THERMOSTAT operating temp.: 50-290°C el. load: 16 (2,6)A/380V pole: 1 capillary: L= 830 mm		
	72583 TS-1074	SAFETY-THERMOSTAT temperature limit: 360°C el. load: 20 (4)A/380V poles: 3 capillary: L= 1490 mm		
	82801	GASKET FOR OVEN'S DOOR L= 1,2 m		
	73448 TS-0461	SWITCH el. load: 250V/16A-400V/10A positions: 7		
	73454 TS-1011	SWITCH ON-OFF el. load: 16A/250V-10A/380V poles: 4		replaced with switch on-off 73440
	76577 TS-1096/2	LENS FOR PILOT LIGHT colour: yellow		

combined range - spare parts

SPARE PARTS	CODE DRAW.No.	DESCRIPTION vsezip.ru	REF.	REMARK
	76577 TS-1096/2	LENS FOR PILOT LIGHT colour: yellow +7(812)987-08-81		
	46201 TS-1155/2	SCALE LABEL FOR BUTTON OF MAIN SWITCH		
	46204 TS-1155/5	SCALE LABEL FOR BUTTON ESK		
	46205 TS-1155/6	SCALE LABEL FOR BUTTON ES/1		
	83490 TS-0151/3	DOOR BALL HANDLE dim.: Ø 40 mm		completely replaced with door ball handle 83714 with 83716 is not replaceable
	47576 102.2.077	SPRING dim.: Ø 18X125mm		
	08117 102.1.069	FORK FOR DOOR		
	08102 102.2.073	BOLT OF FORK		

combined range - spare parts

SPARE PARTS	CODE DRAW.No.	DESCRIPTION	REF.	REMARK
<p>1. MODIFICATION REALIZED: NOVEMBER 2003 handle of lid code 83490 (M8) is completely replaced with handle of lid code 83714 (M8)</p> <p>2. MODIFICATION REALIZED: MARCH 2004 introduce is new handle of lid code 83716 (M10), old handle of lid code 83714 (M8) IS NOT REPLACEABLE with new handle of lid</p>				
	83714 83716 83717	HANDLE OF LID colour: blue TS-1366 - M8 colour: blue TS-1415/1 - M10 colour: black TS-1415/2 - M10		
<p>MODIFICATION REALIZED: MARCH 2006 - switch on-off 73454 is completely replaced with switch on-off 73440</p>				
	73440 TS-1519	SWITCH ON-OFF el. load: 16A/250V-10A/380V poles: 4		




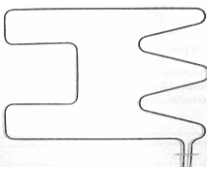

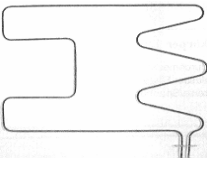






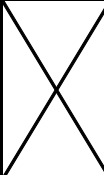






CODE	TYPE	DRAWING		
29523	KS-(2+2)7/1K			
SPARE PARTS	CODE DRAW.No.	DESCRIPTION	REF.	REMARK
	13233 108.2.172	PILOT BURNER		
	47030 TS-1130/1	THERMOELEMENT L= 600mm thread: M9x1		
	20034 108.2.445	NOZZLE 090 - G30/G31 thread: M11x1 G30/G31 - burner: 3,5 kW		
	20037 108.2.448	NOZZLE 110 - G30/G31 thread: M11x1 G30/G31 - burner: 5,5 kW		
	25415 111.2.057	NOZZLE 165 - G20 thread: M11x1 G20 - burner: 5,5 kW		
	25416 111.2.058	NOZZLE 135 - G20 thread: M11x1 G20 - burner: 3,5 kW		
	42142 TS-0783	GAS REGULATING VALVE 21S/B		

* G20= natural gas






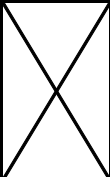
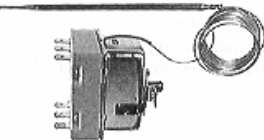









* G30/G31= L.P.G.

SPARE PARTS	CODE DRAW.No.	DESCRIPTION vsezip.ru	REF.	REMARK
	03268 363.2.102	CAST IRON BURNER GRID dim: 348x288 mm		
	13247 108.2.189	SUPPORT FOR COVER 80		
	16337 108.2.196	SUPPORT FOR COVER 100		
	83341 83342 83343 83354	BUTTON FOR GAS VALVE colour: blue - TS-1157/1 colour: red - TS-1157/2 colour: black - TS-1157/3 colour: dark blue - TS-1157/4		
	10406 108.2.165	REGULATOR OF PRIMARY AIR 80		
	10408 108.2.167	REGULATOR OF PRIMARY AIR 100		
	20030 108.2.441	COVER OF BURNER 80		
	20031 108.2.442	COVER OF BURNER 100		
	13248 108.2.190	VENTURI TUBE 80		
	15333 3015.1.004	VENTURI TUBE 100		




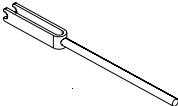
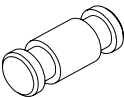





combined range - spare parts

SPARE PARTS	CODE DRAW.No.	DESCRIPTION vsezip.ru	REF.	REMARK
	46203 TS-1155/4	SCALE LABEL FOR BUTTON PS +7(812)987-08-81		
	72082 TS-0825	HEATING ELEMENT power: 2200W voltage: 230V dim.: 249,5x198mm		
	72263 TS-1035	HEATING ELEMENT power: 3000W voltage: 230V dim.: 500x400mm		
	72264 TS-1036	HEATING ELEMENT power: 1500W voltage: 230V dim.: 500x400mm		
	72400 TS-1079	SEALED HOTPLATE WITH PROTECTOR power: 2000W voltage: 230V dim.: 220x220mm		
	72519 TS-1030	THERMOSTAT operating temp.: 50-300°C el. load: 16 (4)A/380V poles: 3 capillary: L= 1590 mm		
	73455 TS-1054	SWITCH FOR THERMOSTAT el. load: 16A/250V-10A/380V poles: 4		replaced with switch for thermostat 73441
	73449 TS-0875	SWITCH el. load: 16A/250V-10A/380V poles: 4 positions: 4		
	73448 TS-0461	SWITCH el. load: 250V/16A-400V/10A positions: 7 poles: 2		
	73408 TS-1065	TIMER el. load: 16A/250V-10A/380V operating time: 0-120min.		

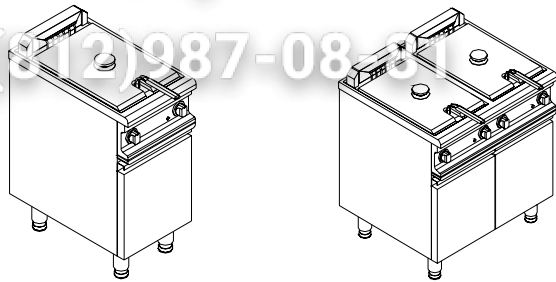



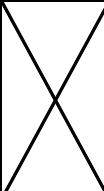



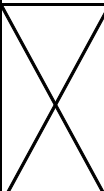

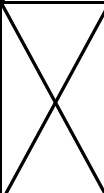
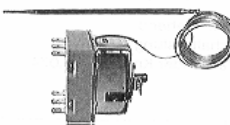
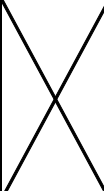


combined range - spare parts


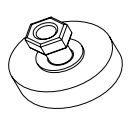
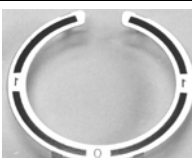

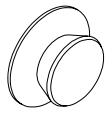
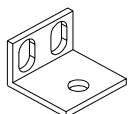
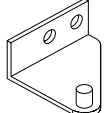
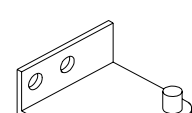
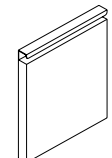
SPARE PARTS	CODE DRAW.No.	DESCRIPTION vsezip.ru	REF.	REMARK
	73478 TS-0474	END SWITCH el. load: 250V/10A-380V/10A poles: 2		
	36990 113.1.040	VENTILATOR WITH MOTOR voltage: 230V		
	73101 TS-1019	CONTACTOR DIL OO M voltage: 600V rated current: 20 A		replaced with contactor 73112
	72583 TS-1074	SAFETY-THERMOSTAT temperature limit: 360°C el. load: 20 (4)A/380V poles: 3 capillary: L= 1490 mm		
	76577 TS-1096/2	LENS FOR PILOT LIGHT colour: yellow		
	76578 TS-1096/3	LENS FOR PILOT LIGHT colour: green		
	46202 TS-1155/3	SCALE LABEL FOR BUTTON ES/K		
	46204 TS-1155/5	SCALE LABEL FOR BUTTON ESK		
	46205 TS-1155/6	SCALE LABEL FOR BUTTON ES/1		
	46207 TS-1155/8	SCALE LABEL FOR BUTTON ES/K		

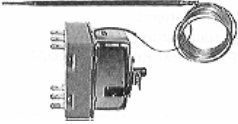






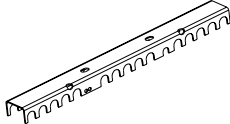



combined range - spare parts

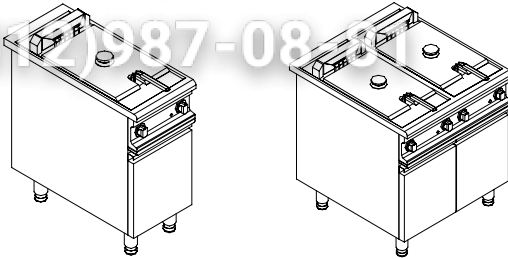
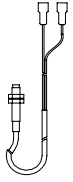








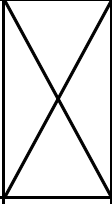
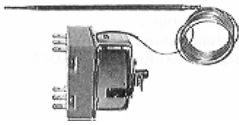



SPARE PARTS	CODE DRAW.No.	DESCRIPTION vsezip.ru	REF.	REMARK
	83490 TS-0151/3	DOOR BALL HANDLE dim.: \varnothing 40 mm		completely replaced with door ball handle 83714 with 83716 is not replaceable
	47576 102.2.077	SPRING dim.: \varnothing 18X125 mm		
	82801	GASKET FOR OVEN'S DOOR L= 1,2 m		
	08117 102.1.069	FORK FOR DOOR		
	08102 102.2.073	BOLT OF FORK		
1. MODIFICATION REALIZED: NOVEMBER 2003 handle of lid code 83490 (M8) is completely replaced with handle of lid code 83714 (M8)				
2. MODIFICATION REALIZED: MARCH 2004 introduce is new handle of lid code 83716 (M10), old handle of lid code 83714 (M8) IS NOT REPLACEABLE with new handle of lid				
	83714 83716 83717	HANDLE OF LID colour: blue TS-1366 - M8 colour: blue TS-1415/1 - M10 colour: black TS-1415/2 - M10		
MODIFICATION REALIZED: MARCH 2006 - switch on-off 73455 is completely replaced with switch on-off 73441				
	73441 TS-1520	SWITCH ON-OFF el. load: 16A/250V-10A/380V poles: 4		
	73112 TS-1521	CONTACTOR DIL M7-10 el. load.: 230 V 50 Hz		

CODE	TYPE	DRAWING		
26269	EZ-47/P-K			
20774	EZ-47/P-L			
26271	EZ-7/P-K			
20776	EZ-7/P-L			
34748	EZ-7/P-PK			
SPARE PARTS	CODE DRAW.No.	DESCRIPTION	REF.	REMARK
	72260 TS-0688	HEATING ELEMENT power: 1000 W voltage: 230 V dim.: 480 mm		
	72519 TS-1030	THERMOSTAT operating temp.: 50-320°C el. load: 16 (4)A/380V poles: 3 capillary: L= 1590 mm		
	73454 TS-1011	SWITCH ON-OFF el. load: 16A/250V-10A/380V poles: 4		
	72583 TS-1074	SAFETY-THERMOSTAT temperature limit: 360°C el. load: 20 (4)A/380V poles: 3 capillary: L= 1490 mm		
	76577 TS-1096/2	LENS FOR PILOT LIGHT colour: yellow		
	46201 TS-1155/2	SCALE LABEL FOR BUTTON OF MAIN SWITCH		
	46205 TS-1155/6	SCALE LABEL FOR BUTTON EZ		


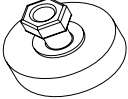
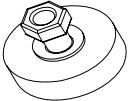


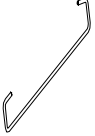

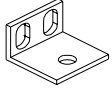
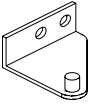
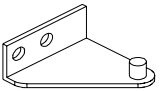
CODE	TYPE	DRAWING		
25616	EF-7/14			
25619	EF-7/28			
SPARE PARTS	CODE DRAW.No.	DESCRIPTION	REF.	REMARK
	73477 TS-1017	END SWITCH el. load: 16A (4) 250V pole: 1		
	72079 TS-0822	HEATING ELEMENT power: 2700W voltage: 230V dim.: 380x70		replaced with heating element 72076
	73458 TS-1087	SWITCH ON-OFF el. load: 32A/250V-25A/400V poles: 4		
	74155 TS-1016	THERMOSTAT operating temp.: 40-180°C el. load: 16 (4)A/380V pole: 1 capillary: L=1570mm		replaced with thermostat 72553
	73101 TS-1019	CONTACTOR DIL OOM-10 voltage: 230V rated current: 20A		replaced with contactor 73112
	73181 TS-1033	SAFETY-THERMOSTAT temperature limit: 218°C el. load: 20 (4)A/380V poles: 3 capillary: L=2310mm		replaced with safety- thermostat 72577
	76577 TS-1096/2	LENS FOR PILOT LIGHT colour: yellow		

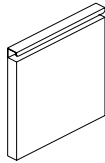


SPARE PARTS	CODE DRAW.No.	DESCRIPTION vsezip.ru	REF.	REMARK
	42340 TS-0438/4	DRAIN VALVE 3/4" +7(812)987-08-81		
	45613 TS-1080	MAGNET FOR CABINET DOOR dim.: Ø 22 thread: M5		
	46201 TS-1155/2	SCALE LABEL FOR BUTTON OF MAIN SWITCH		
	46208 TS-1155/9	SCALE LABEL FOR BUTTON EF		
	83287 TS-1018	HANDLE OF LID	X	replaced with handle of lid 83366 with special procedure
	25352 111.2.351	SUPPORT OF MAGNET		
	27163 111.1.555	HINGE OF THE DOOR - JOINT 1.		
	27166 111.1.558	HINGE OF THE DOOR -JOINT 2.		
	27830 111.1.577	WINGING DOOR		

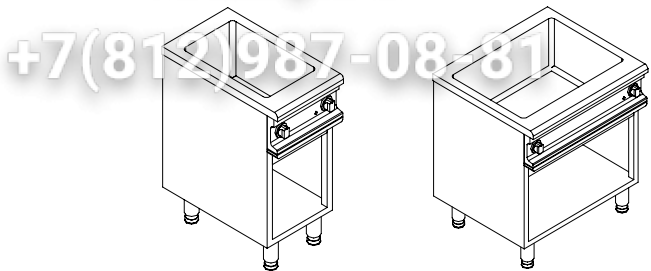

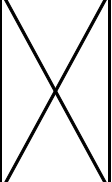
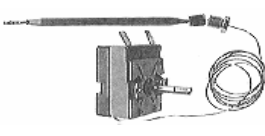








SPARE PARTS	CODE DRAW.No.	DESCRIPTION vsezip.ru	REF.	REMARK
MODIFICATION REALIZED: JULY 2003 - safety-thermostat 73181 is completely replaced with safety thermostat 72577 - thermostat 74155 is completely replaced with thermostat 72553				
	72577 TS-1365	SAFETY-THERMOSTAT temperature limit: 228°C el. load: 20 (4)A/380V poles: 3 capillary: L= 2210 mm		
	72553 TS-1364	THERMOSTAT operating temp.: 40-180°C el. load: 16 (4)A/380V pole: 1 capillary: L=1580 mm		
MODIFICATION REALIZED: FEBRUARY 2004 - heating element 72079 is replaced with heating element 72076 only together with the following spare parts: 1. Upper fixing element for the heater 38434 2. Lower fixing element for the heater 38433				
	72076 TS-1381	HEATING ELEMENT power: 3700W voltage: 230V		
	38434 2568.1.012	UPPER FIXING ELEMENT FOR THE HEATER		
	38433 2568.2.011	LOWER FIXING ELEMENT FOR THE HEATER		
MODIFICATION REALIZED: APRIL 2004 - handle of lid 83287 (screw 61015 M5x15) is replaced with handle of lid 83366 only with following procedure: 1. cut of screw M5x15 2. drill a hole Ø 6 3. from lower side insert the screw M6x20 and screw up the handle of lid 83366				
	83366 TS-1369/2	HANDLE OF LID colour: black		
MODIFICATION REALIZED: MARCH 2006 - contactor 73101 is completely replaced with contactor 73112				
	73112 TS-1521	CONTACTOR DIL M7-10 voltage: 230 V		

CODE	TYPE	DRAWING		
38350	EF-7/14M			
38352	EF-7/28M			
SPARE PARTS	CODE DRAW.No.	DESCRIPTION	REF.	REMARK
	72439 TS-1363	MAGNETIC SWITCH power: 100 W el. current I:100 mA U=1000 V type: RP 86 85 700 EF		
	72076 TS-1381	HEATING ELEMENT power: 3700W voltage: 230V dim.: 385x80 mm		
	73458 TS-1087	SWITCH ON-OFF el. load: 32A/250V-25A/400V poles: 4		
	72553 TS-1364	THERMOSTAT operating temp.: 40-185°C el. load: 16 (4)A/380V pole: 1 capillary: L=1580mm		
	73101 TS-1019	CONTACTOR DIL OOM-10 voltage: 230V rated current: 20A		replaced with contactor 73112
	72577 TS-1365	SAFETY - THERMOSTAT temperature limit: 228°C el. load: 20 (4)A/380V poles: 3 capillary: L=2210mm		
	76577 TS-1096/2	LENS FOR PILOT LIGHT colour: yellow		



electric fryers - spare parts

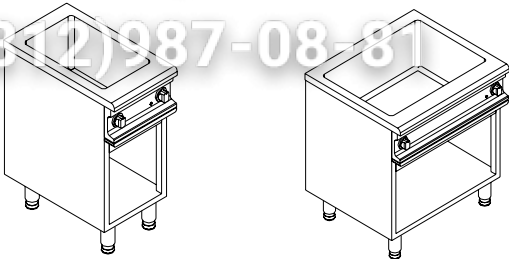











SKICA	ŠIFRA TOV.STA.	OPIS vsezip.ru	REF.	OPOMBA
	42340 TS-0438/4	DRAIN VALVE 3/4" dim.: 3/4"		
	38442 2568.1.020	MAGNET WITH SCREW dim.: Ø 20x7 mm thread: M5 for end switch		
	45613 TS-1080	MAGNET dim.: Ø 22 mm thread: M5 for cabinet door		
	46201 TS-1155/2	SCALE LABEL FOR BUTTON OF MAIN SWITCH		
	46208 TS-1155/9	SCALE LABEL FOR BUTTON EF		
	38438 2568.2.016	LIFTING LEVER FOR HEATERS dim.: Ø 6x342 mm		
	83366 TS-1369/2	HANDLE OF LID colour: black		
	25352 111.2.351	SUPPORT OF MAGNET		
	27163 111.1.555	HINGE OF THE DOOR - JOINT 1.		
	27166 111.1.558	HINGE OF THE DOOR - JOINT 2.		

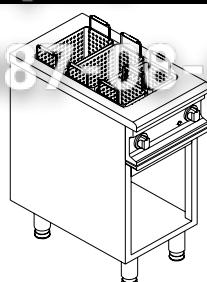







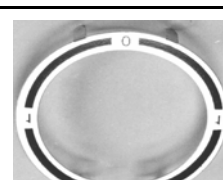

SPARE PARTS	CODE DRAW.No.	DESCRIPTION vsezip.ru	REF.	REMARK
	27830 111.1.577	WINGING DOOR +7(812)987-08-81		
MODIFICATION REALIZED: MARCH 2006 - contactor 73101 is completely replaced with contactor 73112				
	73112 TS-1521	CONTACTOR DIL M7-10 voltage: 230 V		









CODE	TYPE	DRAWING		
20781	EVK-47/B			
20782	EVK-7/B			
SPARE PARTS	CODE DRAW.No.	DESCRIPTION	REF.	REMARK
	72250 TS-0641/1	HEATING ELEMENT power: 1500W voltage: 230V dim.: 162x170mm		replaced with heating element 72244
	72497 TS-1099	THERMOSTAT operating temp.: 30-85°C el. load: 16 (4)A/380V pole: 1 capillary: L=1400mm		
	76577 TS-1096/2	LENS FOR PILOT LIGHT colour: yellow		
	73457 TS-1083	SWITCH ON-OFF el. load: 16A/250V-10A/380V poles: 2		
	42340 TS-0438/4	DRAIN VALVE 3/4"		
	46201 TS-1155/2	SCALE LABEL FOR BUTTON OF MAIN SWITCH		
	46209 TS-1155/10	SCALE LABEL FOR BUTTON		

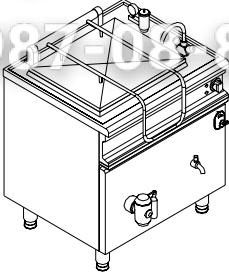




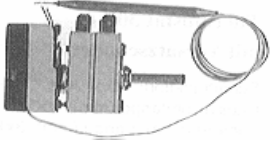









electric bain-maries - spare parts

SPARE PARTS	CODE DRAW.No.	DESCRIPTION vsezip.ru	REF.	REMARK
MODIFICATION WILL BE REALIZED: DECEMBER 2006 - heating element 72250 is completely replaced with heating element 72244				
	72244 TS-1485	HEATING ELEMENT power: 1500 W voltage: 230 V		




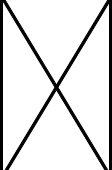







CODE	TYPE	DRAWING		
29478	EVK-47/S			
29479	EVK-7/S			
SPARE PARTS	CODE DRAW.No.	DESCRIPTION	REF.	REMARK
	72095 TS-1201	ADHESIVE HEATER power: 1000W voltage: 230V dim.: 400x290 mm		
	72566 TS-1212	THERMOSTAT operating temp.: 30-93°C el. load: 16 (4)A/380V pole: 1 capillary: L=1580mm		
	76577 TS-1096/2	LENS FOR PILOT LIGHT colour: yellow		
	73457 TS-1083	SWITCH ON-OFF el. load: 16A/250V-10A/380V poles: 2		
	21821 TS-1122	"O" RING dim.: $\varnothing 28 \times \varnothing 2,5$ material: rubber		
	46201 TS-1155/2	SCALE LABEL FOR BUTTON OF MAIN SWITCH		
	46210 TS-1155/11	SCALE LABEL FOR BUTTON		

CODE	TYPE	DRAWING		
38362	EKT-47/P			
SPARE PARTS	CODE DRAW.No.	DESCRIPTION	REF.	REMARK
	72250 TS-0641/1	HEATING ELEMENT power: 1500W voltage: 230V dim.: 162x170mm		replaced with heating element 72244
	72497 TS-1099	THERMOSTAT operating temp.: 30-85°C el. load: 16 (4)A/380V pole: 1 capillary: L=1400mm		replaced with thermostat 72555
	76577 TS-1096/2	LENS FOR PILOT LIGHT colour: yellow		
	73457 TS-1083	SWITCH ON-OFF el. load: 16A/250V-10A/380V poles: 2		
	42340 TS-0438/4	DRAIN VALVE 3/4"		
	46201 TS-1155/2	SCALE LABEL FOR BUTTON OF MAIN SWITCH		
	46213 TS-1155/12	SCALE LABEL FOR BUTTON EKT		


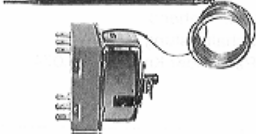



SPARE PARTS	CODE DRAW.No.	DESCRIPTION vsezip.ru	REF.	REMARK
	73101 TS-1019	KONTAKTOR DIL OOM nap.: 230 V nazivni tok: 20 A		replaced with contactor 73112
MODIFICATION REALIZED: SEPTEMBER 2005 - heating element 72250 is completely replaced with heating element 72244 - termostat 72497 is completely replaced with termostat 72555				
	72244 TS-1485	HEATING ELEMENT power: 1500 W voltage: 230 V		
	72555 TS-0745	TERMOSTAT operating temp.: 30-100°C el. load: 16 (4)A/380V pole: 1 capillary: L=1400mm		
MODIFICATION REALIZED: MARCH 2006 - contactor 73101 is completely replaced with contactor 73112				
	73112 TS-1521	CONTACTOR DIL M7-10 voltage: 230 V		

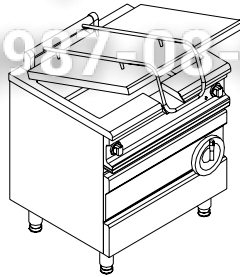










CODE	TYPE	DRAWING vsezip.ru		
20773	EK-7/80			
SPARE PARTS	CODE DRAW.No.	DESCRIPTION	REF.	REMARK
	72214 TS-1220	HEATING ELEMENT power: 4500W voltage: 230V dim.: 460mm dim. of thread: R1 1/2"		
	72077 TS-0543	HEATING ELEMENT power: 600W voltage: 230V dim.: 282x33,5mm		
	72550 TS-0546	THERMOSTAT WITH SWITCH operating temp.: 60-120°C el. load: 16 (4)A/380V poles: 3 capillary: L=860mm		
	72565 TS-1171	THERMOSTAT temperature limit: 125°C el. load: 16(2,6)A/250V exchange pole capillary: L=380mm		
	76577 TS-1096/2	LENS FOR PILOT LIGHT colour: yellow		
	76576 TS-1096/1	LENS FOR PILOT LIGHT colour: red		
	42030 TS-0560	MIXING WATER PIPE		
	42230 TS-0147	DRAIN VALVE - TLOS 2"		






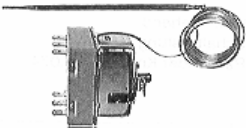




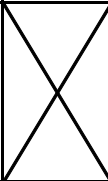




electric boiling pan - spare parts

SPARE PARTS	CODE DRAW.No.	DESCRIPTION vsezip.ru	REF.	REMARK
	42234 TS-0666/1	CONTROL DRAIN VALVE 1/2" +7(812)987-08-81		
	42331 TS-0537/3	BALL VALVE 1/2"		
	73102 TS-1239	CONTACTOR DIL OO AM voltage: 600V rated current: 25A		replaced with contactor 73112
	43006 TS-1057	SAFETY ARMATURE pressure: 0,33 bar		
	45630 TS-0062	MANOMETER 1/4" operating range: 0-0,6 bar		
	46206 TS-1155/7	SCALE LABEL FOR BUTTON EK		
	47578 TS-1499	SPRING dim.: \varnothing 34X155 mm		
	82890 TS-0607	TEFLON WASHER FOR HEATING ELEMENT dim.: \varnothing 58x \varnothing 6		
	43401 TS-1128	FLEXIBLE HOSE dim.: R3/8"- ϕ 10X375		
	43403 TS-1149/1	FLEXIBLE HOSE dim.: \varnothing 10 - \varnothing 10X530		

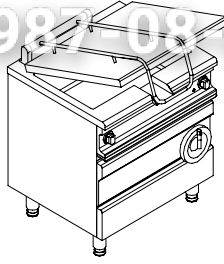




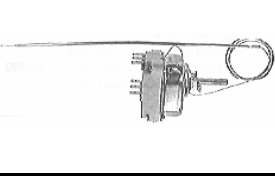





electric boiling pan - spare parts








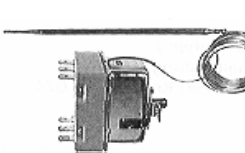




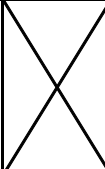



SPARE PARTS	CODE DRAW.No.	DESCRIPTION vsezip.ru	REF.	REMARK
	43403 TS-1149/1	FLEXIBLE HOSE dim.: $\varnothing 10 - \varnothing 10 \times 530$		
	72576 TS-1172	SAFETY-THERMOSTAT temperature limit: 125°C el. load: 16(4)A 400V poles: 3 capillary: L=750 mm		
MODIFICATION REALIZED: MARCH 2006 - contactor 73101 is completely replaced with contactor 73112				
	73112 TS-1521	CONTACTOR DIL M7-10 voltage: 230 V		

CODE	TYPE	DRAWING		
01240	EKP-7/40			
SPARE PARTS	CODE DRAW.No.	DESCRIPTION	REF.	REMARK
	72123 TS-1056	HEATING ELEMENT power: 450W voltage: 230V dim.: 330x26,5		
	73454 TS-1011	SWITCH ON-OFF el. load: 16A/250V-10A/380V poles: 4		
	72487 TS-1044	THERMOSTAT operating temp.: 50-290°C el. load: 16 (2,6)A/380V poles: 1 capillary: L=830mm		
	11038 2013.2.039	NUT OF SPINDLE thread: Tr 25x6		
	24178 108.1.775	HANDWHEEL WITH FLEXIBLE HANDLE		
	36738	FLEXIBLE HANDLE for HANDWHEEL		
	47578 TS-1499	SPRING dim.: Ø 34x157 mm -1		




SPARE PARTS	CODE DRAW.No.	DESCRIPTION vsezip.ru	REF.	REMARK
	76577 TS-1096/2	LENS FOR PILOT LIGHT colour: yellow		
	46201 TS-1155/2	SCALE LABEL FOR BUTTON OF MAIN SWITCH		
	46205 TS-1155/6	SCALE LABEL FOR BUTTON EKP		
	47616 TS-0938	FLEXIBLE JOIN FOR TILTING MECHANISM		
	72583 TS-1074	SAFETY-THERMOSTAT temperature limit: 360°C el. load: 20 (4)A/380V poles: 3 capillary: L= 1490 mm		
BY THE EXECUTION WITH CONTACTOR INTRODUCED IN JANUARY 2000				
	73457 TS-1083	SWITCH ON-OFF el. load: 16A/250V-10A/380V poles: 2		
	73101 TS-1019	CONTACTOR DIL OOM voltage: 230V rated current: 20A		replaced with contactor 73112
	73476 TS-1217	SWITCH ON-OFF el. load: 16(4)A 380V poles: 1		
MODIFICATION REALIZED: MARCH 2006 - contactor 73101 is completely replaced with contactor 73112				
	73112 TS-1521	CONTACTOR DIL M7-10 voltage: 230 V		






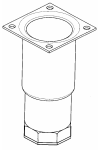
electric tilting pan - spare parts

CODE	TYPE	DRAWING		
38372	EKP-7/40SL			
SPARE PARTS	CODE DRAW.No.	DESCRIPTION	REF.	REMARK
	72061 TS-1251	HEATING ELEMENT power: 2500W colour of ceramic isolator is white		
	72063 TS-1407	HEATING ELEMENT power: 1500 W colour of ceramic isolator is red		
	72487 TS-1044	THERMOSTAT operating temp.: 50-290°C el. load: 16 (2,6)A/380V poles: 1 capillary: L=830mm		
	11038 2013.2.039	NUT OF SPINDLE thread: Tr 25x6		
	24178 108.1.775	HANDWHEEL WITH FLEXIBLE HANDLE		
	36738	FLEXIBLE HANDLE for HANDWHEEL		
	47578 TS-1499	SPRING dim.: Ø 34x157 mm -1		

SPARE PARTS	CODE DRAW.No.	DESCRIPTION	REF.	REMARK
	76575 TS-1093	PILOT LIGHT type: SL 353 EB voltage: 250V		
	76577 TS-1096/2	LENS FOR PILOT LIGHT colour: yellow		
	46201 TS-1155/2	SCALE LABEL FOR BUTTON OF MAIN SWITCH		
	46205 TS-1155/6	SCALE LABEL FOR BUTTON EKP		
	47616 TS-0938	FLEXIBLE JOIN FOR TILTING MECHANISM		
	72583 TS-1074	SAFETY-THERMOSTAT temperature limit: 360°C el. load: 20 (4)A/380V poles: 3 capillary: L= 1490 mm		
	73457 TS-1083	SWITCH ON-OFF el. load: 16A/250V-10A/380V poles: 2		
	73101 TS-1019	CONTACTOR DIL OOM voltage: 230V rated current: 20A		replaced with contactor 73112
	73476 TS-1217	SWITCH ON-OFF el. load: 16(4)A 380V poles: 1		
	47572 TS-1410	SPRING dim.: Ø 5,5 x Ø 53x220 mm		

electric tilting pan - spare parts

SPARE PARTS	CODE DRAW.No.	DESCRIPTION vsezip.ru	REF.	REMARK
	83353 83338 83339	BUTTON FOR EL. SWITCH colour: dark blue - TS-1156/4 colour: red - TS-1156/2 colour: black - TS-1156/3		
MODIFICATION REALIZED: MARCH 2006 - contactor 73101 is completely replaced with contactor 73112				
	73112 TS-1521	CONTACTOR DIL M7-10 voltage: 230 V		

SPARE PARTS	CODE DRAW.No.	DESCRIPTION	REF.	REMARK
	83337 83338 83339 83353	BUTTON FOR EL. SWITCH colour: blue - TS-1156/1 colour: red - TS-1156/2 colour: black - TS-1156/3 colour: dark blue - TS-1156/4		
	45866 TS-1063	ADJUSTABLE LEG dim.: 150-200mm	X	replaced with adjustable leg 45868
	47582 280.2.118	SPRING OF BUTTON dim.: 15x7mm		
	76575 TS-1093	PILOT LIGHT type: SL-656 BB voltage: 250V		
MODIFICATION REALIZED: FEBRUARY/MARCH 2002 - adjustable leg 45866 is replaced with adjustable leg with flange 45868				
	45868 TS-1268	ADJUSTABLE LEG WITH FLANGE dim. 70x70x125-170		

Зип Общепит

vsezip.ru

+7(812)987-08-81

ranges

fry-tops

fryers

boiling pans for cooking

tilting pans

KOGAST 700 - gas

KOVINASTROJ GASTRONOM TOVARNA
GOSTINSKE OPREME d.d., GROSUPLJE

Adamičeva cesta 36

SI-1290 Grosuplje

tel: +386 (0)1 /78 66 300





















fax: +386 (0)1 /78 66 320

CODE	TYPE	DRAWING		
20783	PS-27/P			
20784	PS-47/P			
20786	PS-67/P			
SPARE PARTS	CODE DRAW.No.	DESCRIPTION	REF.	REMARK
	13233 108.2.172	PILOT BURNER		
	47030 TS-1130/1	THERMOELEMENT L= 600 mm thread: M9x1		
	20034 108.2.445	NOZZLE 090 - G30/G31 thread: M 11x1 G30/G31 - burner: 3,5kW		
	20037 108.2.448	NOZZLE 110 - G30/G31 thread: M 11x1 G30/G31 - burner: 5,5 kW		
	25415 111.2.057	NOZZLE 165 - G20 thread: M 11x1 G20 - burner: 5,5 kW		
	25416 111.2.058	NOZZLE 135 - G20 thread: M 11x1 G20 - burner: 3,5 kW		
	03268 363.2.102	CAST IRON BURNER GRID dim.: 348x288 mm		


















* G20= natural gas

* G30/G31= L.P.G.






















gas ranges - spare parts

SPARE PARTS	CODE DRAW.No.	DESCRIPTION vsezip.ru	REF.	REMARK
	42142 TS-0783	GAS REGULATING VALVE 21S/B +7(812)987-08-81		
	13247 108.2.189	SUPPORT FOR COVER 80		
	16337 108.2.196	SUPPORT FOR COVER 100		
	83341 83342 83343 83354	BUTTON FOR GAS VALVE colour: blue - TS-1157/1 colour: red - TS-1157/2 colour: black - TS-1157/3 colour: dark blue - TS-1157/4		
	10406 108.2.165	REGULATOR OF PRIMARY AIR 80		
	10408 108.2.167	REGULATOR OF PRIMARY AIR 100		
	20030 108.2.441	COVER OF BURNER 80		
	20031 108.2.442	COVER OF BURNER 100		
	13248 108.2.190	VENTURI TUBE 80		
	15333 3015.1.004	VENTURI TUBE 100		
	46203 TS-1155/4	SCALE LABEL FOR BUTTON PS		


















gas ranges - spare parts

CODE	TYPE	DRAWING		
20785	PS-47/1			
SPARE PARTS	CODE DRAW.No.	DESCRIPTION	REF.	REMARK
	13233 108.2.172	PILOT BURNER		
	47030 TS-1130/1	THERMOELEMENT L=600mm thread: M9x1		
	47032 TS-1130/3	THERMOELEMENT L=1200mm without thread		
	20037 108.2.448	NOZZLE 110 - G30/G31 thread: M11x1 G30/G31 - burner: 5,5kW		
	25415 111.2.057	NOZZLE 165 - G20 thread: M11x1 G20 - burner: 5,5kW		
	25416 111.2.058	NOZZLE 135 thread: M11x1 G20 - burner: 3,5kW G30/G31 - oven		
	20041 108.2.452	NOZZLE 180 - G20 thread: M11x1 G20 - oven		
	20034 108.2.445	NOZZLE 090 - G30/G31 thread: M11x1 G30/G31 - burner: 3,5kW		

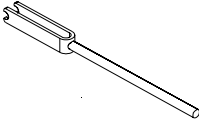
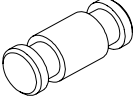

* G20= natural gas * G30/G31= L.P.G.

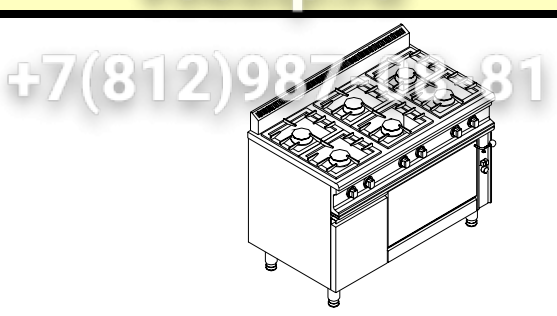


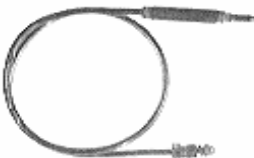













SPARE PARTS	CODE DRAW.No.	DESCRIPTION vsezip.ru	REF.	REMARK
	46241 TS-0552	PILOT BURNER +7(812)987-08-81		
	13247 108.2.189	SUPPORT FOR COVER 80		
	16337 108.2.196	SUPPORT FOR COVER 100		
	10406 108.2.165	REGULATOR OF PRIMARY AIR 80		
	10408 108.2.167	REGULATOR OF PRIMARY AIR 100		
	46441 TS-0544/2	THERMOREGULATOR - MINISIT operating temp.: 100-340°C		
	13248 108.2.190	VENTURI TUBE 80		
	15333 3015.1.004	VENTURI TUBE 100		
	20030 108.2.441	COVER OF BURNER 80		
	20031 108.2.442	COVER OF BURNER 100		
	46203 TS-1155/4	SCALE LABEL FOR BUTTON PS		

gas range - spare parts




















SPARE PARTS	CODE DRAW.No.	DESCRIPTION vsezip.ru	REF.	REMARK
	03268 363.2.102	CAST IRON BURNER GRID dim.: 348x238 mm		
	42142 TS-0783	GAS REGULATING VALVE 21S/B		
	83341 83342 83343 83354	BUTTON FOR GAS VALVE colour: blue - TS-1157/1 colour: red - TS-1157/2 colour: black - TS-1157/3 colour: dark blue - TS-1157/4		
	44431 TS-1006	BURNER power: 6,5 kW		
	44820 TS-0636	PLUG OF PIEZZO IGNITOR		
	47477 TS-0570/2	CABLE OF PIEZZO PLUG L= 1000 mm		
	46328 TS-0567	PIEZZO IGNITOR		
	82801	GASKET FOR OVEN'S DOOR L= 1,2 m		
	83490 TS-0151/3	DOOR BALL HANDLE dim.: Ø 40 mm		completely replaced with door ball handle 83714 with 83716 is not replaceable
	47576 102.2.077	SPRING dim.: Ø18x125 mm		

gas range - spare parts

















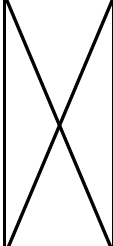
SPARE PARTS	CODE DRAW.No.	DESCRIPTION vsezip.ru	REF.	REMARK
	08117 102.1.069	FORK FOR DOOR +7(812)987-08-81		
	08102 102.2.073	BOLT OF FORK		
<p>1. MODIFICATION REALIZED: NOVEMBER 2003 handle of lid code 83490 (M8) is completely replaced with handle of lid code 83714 (M8)</p> <p>2. MODIFICATION REALIZED: MARCH 2004 introduce is new handle of lid code 83716 (M10), old handle of lid code 83714 (M8) IS NOT REPLACED with new handle of lid</p>				
	83714 83716 83717	HANDLE OF LID colour: blue TS-1366 - M8 colour: blue TS-1415/1 - M10 colour: black TS-1415/2 - M10		

CODE	TYPE	DRAWING		
20788	PS-67/1-0			
SPARE PARTS	CODE DRAW.No.	DESCRIPTION	REF.	REMARK
	13233 108.2.172	PILOT BURNER		
	47030 TS-1130/1	THERMOELEMENT L= 600 mm thread: M9x1		
	47032 TS-1130/3	THERMOELEMENT L= 1200 mm without thread		
	20037 108.2.448	NOZZLE 110 - G30/G31 thread: M 11x1 G30/G31 - burner: 5,5 kW		
	25415 111.2.057	NOZZLE 165 - G20 thread: M 11x1 G20 - burner: 5,5 kW		
	25416 111.2.058	NOZZLE 135 thread: M 11x1 G20 - burner: 3,5 kW G30/G31 - oven		
	20041 108.2.452	NOZZLE 180 - G20 thread: M 11x1 G20 - oven		
	20034 108.2.445	NOZZLE 090 - G30/G31 thread: M 11x1 G30/G31 - burner: 3,5 kW		


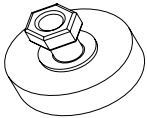
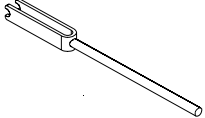
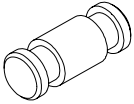

* G20= natural gas * G30/G31= L.P.G.

SPARE PARTS	CODE DRAW.No.	DESCRIPTION vsezip.ru	REF.	REMARK
	46241 TS-0552	PILOT BURNER +7(812)987-08-81		
	13247 108.2.189	SUPPORT FOR COVER 80		
	16337 108.2.196	SUPPORT FOR COVER 100		
	10406 108.2.165	REGULATOR OF PRIMARY AIR 80		
	10408 108.2.167	REGULATOR OF PRIMARY AIR 100		
	46441 TS-0544/2	THERMOREGULATOR - MINISIT operating temp.: 100-340°C		
	13248 108.2.190	VENTURI TUBE 80		
	15333 3015.1.004	VENTURI TUBE 100		
	20030 108.2.441	COVER OF BURNER 80		
	20031 108.2.442	COVER OF BURNER 100		

gas range - spare parts

SPARE PARTS	CODE DRAW.No.	DESCRIPTION vsezip.ru	REF.	REMARK
	46203 TS-1155/4	SCALE LABEL FOR BUTTON PS +7(812)987-08-81		
	03268 363.2.102	CAST IRON BURNER GRID dim.: 348x288mm		
	42142 TS-0783	GAS REGULATING VALVE 21S/B		
	83341 83342 83343 83354	BUTTON FOR GAS VALVE colour: blue - TS-1157/1 colour: red - TS-1157/2 colour: black - TS-1157/3 colour: dark blue - TS-1157/4		
	44431 TS-1006	BURNER power: 6,5 kW		
	44820 TS-0636	PLUG OF PIEZZO IGNITOR		
	47477 TS-0570/2	CABLE OF PIEZZO PLUG L= 1000 mm		
	46328 TS-0567	PIEZZO IGNITOR		
	82801	GASKET FOR OVEN'S DOOR L=1,2 m		
	83490 TS-0151/3	DOOR BALL HANDLE dim.: Ø 40 mm		completely replaced with door ball handle 83714 with 83716 is not replaceable







gas range - spare parts

SPARE PARTS	CODE DRAW.No.	DESCRIPTION vsezip.ru	REF.	REMARK
	47576 102.2.077	SPRING dim.: $\varnothing 18 \times 125$ mm		
	45613 TS-1080	MAGNET FOR CABINET DOOR dim.: $\varnothing 22$ mm thread: M 5		
	08117 102.1.069	FORK FOR DOOR		
	08102 102.2.073	BOLT OF FORK		
<p>1. MODIFICATION REALIZED: NOVEMBER 2003 handle of lid code 83490 (M8) is completely replaced with handle of lid code 83714 (M8)</p> <p>2. MODIFICATION REALIZED: MARCH 2004 introduce is new handle of lid code 83716 (M10), old handle of lid code 83714 (M8) IS NOT REPLACED with new handle of lid</p>				
	83714 83716 83717	HANDLE OF LID colour: blue TS-1366 - M8 colour: blue TS-1415/1 - M10 colour: black TS-1415/2 - M10		

CODE	TYPE	DRAWING		
26280	PZ-47/P-K			
20568	PZ-47/P-L			
26282	PZ-7/P-K			
20792	PZ-7/P-L			
34750	PZ-7/P-KR			
SPARE PARTS	CODE DRAW.No.	DESCRIPTION	REF.	REMARK
	46241 TS-0552	PILOT BURNER		
	47033 TS-1130/4	THERMOELEMENT L=600mm without thread		
	47474 TS-0570/1	CABLE OF PIEZZO PLUG L=500mm		
	20041 108.2.452	NOZZLE 180 - G20 thread: M11x1		
	20039 108.2.450	NOZZLE 130 - G30/G31 thread: M11x1		
	19814 376.1.032	BURNER power: 6,5kW		
	46328 TS-0567	PIEZZO IGNITOR		

* G20= natural gas

* G30/G31= L.P.G.







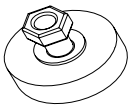

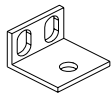
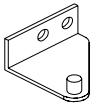
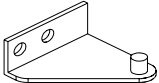
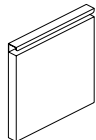
SPARE PARTS	CODE DRAW.No.	DESCRIPTION vsezip.ru	REF.	REMARK
	42142 TS-0783	GAS REGULATING VALVE 21S/B +7(812)987-08-81		
	44820 TS-0636	PLUG OF PIEZZO IGNITOR		
	83341 83342 83343 83354	BUTTON FOR GAS VALVE colour: blue - TS-1157/1 colour: red - TS-1157/2 colour: black - TS-1157/3 colour: dark blue - TS-1157/4		
	46203 TS-1155/4	SCALE LABEL FOR BUTTON PZ		

CODE	TYPE	DRAWING		
38739	PZ-47/P-KM			
38746	PZ-7/P-LM			
38748	PZ-7/P-KM			
38750	PZ-7/P-KRM			
SPARE PARTS	CODE DRAW.No.	DESCRIPTION	REF.	REMARK
	46241 TS-0552	PILOT BURNER		
	47033 TS-1130/4	THERMOELEMENT L=600mm without thread		
	47474 TS-0570/1	CABLE OF PIEZZO PLUG L=500mm		
	20041 108.2.452	NOZZLE 180 - G20 thread: M11x1		
	20039 108.2.450	NOZZLE 130 - G30/G31 thread: M11x1		
	44430 TS-1008	BURNER power: 6,5kW		
	46328 TS-0567	PIEZZO IGNITOR		

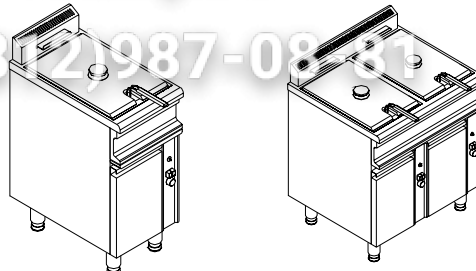














* G20= natural gas

* G30/G31= L.P.G.

gas fry-tops with door - spare parts

SPARE PARTS	CODE DRAW.No.	DESCRIPTION vsezip.ru	REF.	REMARK
	42122 TS-1419	GAS REGULATING VALVE 24 STS +7(812)987-08-81		
	44820 TS-0636	PLUG OF PIEZZO IGNITOR		
	83356 83364 83365	BUTTON FOR GAS VALVE colour: dark blue - TS-1398/1 colour: black - TS-1398/2 colour: red - TS-1398/3		
	46218 TS-1155/14	SCALE LABEL FOR BUTTON PL 1-8		
	45613 TS-1080	MAGNET FOR CABINET DOOR dim.: Ø 22mm thread: M5		
	84210 TS-1308	FIRE RESISTANT GLASS dim. 50x50x4 mm		
	25352 111.2.351	SUPPORT OF MAGNET		
	27163 111.1.555	HINGE OF THE DOOR - JOINT 1.		
	27166 111.1.558	HINGE OF THE DOOR - JOINT 2.		
	39136 3274.1.056 39061 3276.1.056	WINGING DOOR 400 WINGING DOOR 800		





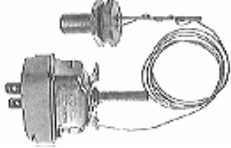



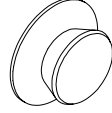

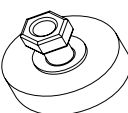
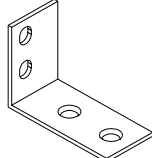

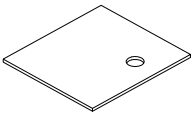



gas fry-tops with door - spare parts




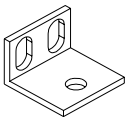
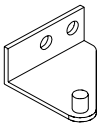
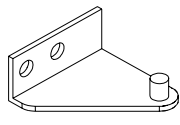
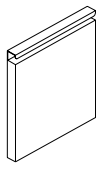



CODE	TYPE	DRAWING		
20794	PF-7/14			
20795	PF-7/28			
SPARE PARTS	CODE DRAW.No.	DESCRIPTION	REF.	REMARK
	02392 371.1.054	PILOT BURNER		
	47033 TS-1130/4	THERMOELEMENT L= 600mm without thread		
	47474 TS-0570/1	CABLE OF PIEZZO PLUG L= 500mm		
	20044 108.2.455	NOZZLE 120 - G30/G31 thread: M11X1		
	22387 108.2.464	NOZZLE 200 - G20 thread: M11X1		
	15352 371.2.040	BURNER power: 5,6kW		
	46328 TS-0567	PIEZZO IGNITOR		

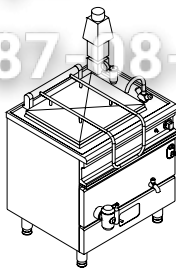








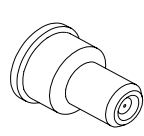

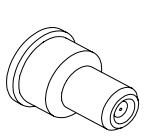



* G20= natural gas

* G30/G31= L.P.G.

gas fryers - spare parts

SPARE PARTS	CODE DRAW.No.	DESCRIPTION	REF.	REMARK
	46432 TS-1064	THEMOREGULATOR - MINISIT operating temp.: 110-150°C		
	44820 TS-0636	PLUG OF PIEZZO IGNITOR		
	72582 TS-1058	SAFETY-THERMOSTAT temperature limit: 225°C el. load: 0,5A/12V pole: 1 capillary: L=900 mm		
	08262 107.2.292	DRAIN TUBE dim.: Ø 19/ Ø 22		
	42350 TS-0438/5	DRAIN VALVE 1"		
	83287 TS-1018	HANDLE OF LID		replaced with handle of lid 83366 with special procedure
	45613 TS-1080	MAGNET FOR CABINET DOOR dim.: Ø 22 mm thread: M 5		
	12389 371.2.027	SUPPORT FOR PILOT BURNER		
	15458 371.2.041	COVERING FOR PILOT BURNER		
	46240 TS-0422	SUPPORT FOR CAPILLARY AND PIEZZO PLUG		

SPARE PARTS	CODE DRAW.No.	DESCRIPTION vsezip.ru	REF.	REMARK
	26362 111.1.495	DRAIN TUBE-SET dim.: R1" Ø 22,5 +7(812)987-08-81		
	77259 TS-0667	CONTACT JOIN		
	82816 TS-1122	"O" RING dim.: Ø 22xØ 2,5 material: rubber		
	25352 111.2.351	SUPPORT OF MAGNET		
	27163 111.1.555	HINGE OF THE DOOR - JOINT 1.		
	27166 111.1.558	HINGE OF THE DOOR - JOINT 2.		
	27168 111.1.560	WINGING DOOR		
	82819 TS-1089	"O" RING dim.: Ø 15xØ 2,5 material: rubber		
	63295	WASHER Ø18/Ø14x1,5 cm		
MODIFICATION REALIZED: APRIL 2004 - handle of lid 83287 (screw 61015 M5x15) is replaced with handle of lid 83366 only with following procedure: 1. cut of screw M5x15 2. drill a hole Ø 6 3. from lower side insert the screw M6x20 and screw up the handle of lid 83366				
	83366 TS-1369/2	HANDLE OF LID colour: black		

CODE	TYPE	DRAWING		
20761	PK-7/80			
SPARE PARTS	CODE DRAW.No.	DESCRIPTION	REF.	REMARK
	06336 335.2.017	NOZZLE OF BURNER 070 - G30/G31* thread: M6x0,75		
	29700 111.2.904	NOZZLE OF BURNER 100 - G20* thread: M6x0,75		
	47032 TS-1130/3	THERMOELEMENT L=1200mm without thread		
	47477 TS-0570/2	CABLE OF PIEZZO PLUG L=1000mm		
	46870 TS-1100/1	NOZZLE OF PILOT BURNER - G30/G31*		
	46871 TS-1100/2	NOZZLE OF PILOT BURNER- G20*		
	46328 TS-0567	PIEZZO IGNITOR		







* G30/G31= L.P.G.

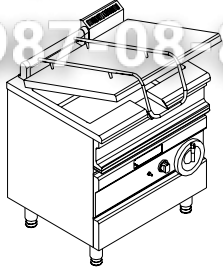
















*G20= natural gas

gas boiling pan - spare parts

SPARE PARTS	CODE DRAW.No.	DESCRIPTION vsezip.ru	REF.	REMARK
	42140 TS-0521	GAS REGULATING VALVE 22 S/O-B thread of thermoelement: M9x1		
	44820 TS-0636	PLUG OF PIEZZO IGNITOR		
	83345 83346 83347 83355	BUTTON FOR GAS VALVE (V) colour: blue - TS-1158/1 colour: red - TS-1158/2 colour: black - TS-1158/3 colour: dark blue - TS-1158/4		
	46203 TS-1155/4	SCALE LABEL FOR BUTTON PK		
	44421 TS-0693	BURNER power: 20kW		
	42030 TS-0560	MIXING WATER PIPE		
	42230 TS-0147	DRAIN VALVE - TLOS 2"		
	42234 TS-0666/1	CONTROL DRAIN VALVE 1/2"		
	42331 TS-0537/3	BALL VALVE 1/2"		
	43006 TS-1057	SAFETY ARMATURE pressure: 0,33 bar		

gas boiling pan - spare parts




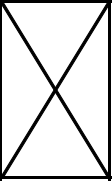












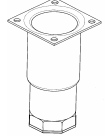
SPARE PARTS	CODE DRAW.No.	DESCRIPTION vsezip.ru	REF.	REMARK
	45630 TS-0062	MANOMETER 1/4" operating range: 0-0,6 bar		
	43401 TS-1128	FLEXIBLE HOSE dim.: R3/8" - Ø 10x375mm		
	43403 TS-1149/1	FLEXIBLE HOSE dim.: Ø10 - Ø10x530 mm		
	43405 TS-1283	FLEXIBLE HOSE dim.: R1/2" - R1/2"x900 mm		
	47578 TS-1499	SPRING dim.: Ø 34x155 mm		
	84210 TS-1308	FIRE RESISTANT GLASS dim. 50x50x4 mm		

CODE	TYPE	DRAWING		
01241	PKP-7/40			
SPARE PARTS	CODE DRAW.No.	DESCRIPTION	REF.	REMARK
	46241 TS-0552	PILOT BURNER		
	47033 TS-1130/4	THERMOELEMENT L=600 mm without thread		
	47474 TS-0570/1	CABLE OF PIEZZO PLUG L=500 mm		
	20051 108.2.462	NOZZLE 280 - G20 thread: M 11x1		
	24414 108.2.468	NOZZLE 160 - G30/G31 thread: M 11x1		
	12306 369.1.013	BURNER power: 10,5 kW		
	46328 TS-0567	PIEZZO IGNITOR		
	42140 TS-0521	GAS REGULATING VALVE 22 S/O-B		

* G20= natural gas

* G30/G31= L.P.G.

SPARE PARTS	CODE DRAW.No.	DESCRIPTION vsezip.ru	REF.	REMARK
	44820 TS-0636	PLUG OF PIEZZO IGNITOR +7(812)987-08-81		
	83345 83343 83347 83355	BUTTON FOR GAS VALVE (V) colour: blue - TS-1158/1 colour: red - TS-1158/2 colour: black - TS-1158/3 colour: dark blue - TS-1158/4		
	46203 TS-1155/4	SCALE LABEL FOR BUTTON PS		
	11038 2013.2.039	NUT OF SPINDLE thread.: Tr 25x6		
	24178 108.1.775	HANDWHEEL WITH FLEXIBLE HANDLE		
	36738	FLEXIBLE HANDLE for HANDWHEEL		
	47578 ts-1499	SPRING dim.:∅ 18X125mm		
	47616 TS-0938	FLEXIBLE JOIN FOR TILTING MECHANISM		

SPARE PARTS	CODE DRAW.No.	DESCRIPTION	REF.	REMARK
	05640 107.2.210	REDUCING COUPLER dim.: R 3/8 - M 20X1,5		
	45866 TS-1063	ADJUSTABLE LEG dim.: 150-200 mm		replaced with adjustable leg 45868
	08137 108.2.072	NUT thread: M 16X1,5		
	05421 105.2.079	NUT thread: M 16X1		
	05540 107.2.023	NUT thread: M 20X1,5		
	07909 108.2.071	TIGHTING RING Ø 10,2/ Ø 12		
	05541 107.2.024	TIGHTING RING Ø 12/ Ø 14		
	05542 107.2.025	TIGHTING RING Ø 6,1/ Ø 8		
MODIFICATION REALIZED: FEBRUARY/MARCH 2002 - adjustable leg 45866 is replaced with adjustable leg with flange 45868				
	45868 TS-1268	ADJUSTABLE LEG WITH FLANGE dim. 70x70x125-170		

common spare parts - gas

Зип Общепит

vsezip.ru

+7(812)987-08-81

ranges

fry-tops

fryers

bain-maries

pasta cookers

boiling pans for cooking

tilting pans

2 and 3-level el. oven

2 and 3-level el. convection oven

steam convection oven

KOGAST 900 - electric

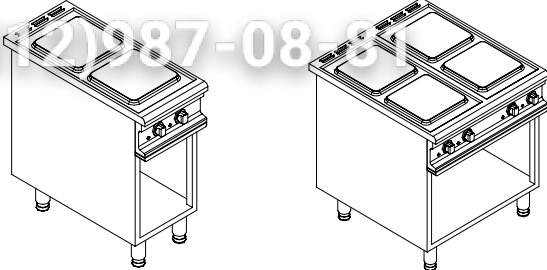



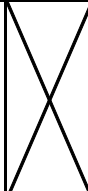





KOVINASTROJ GASTRONOM TOVARNA
GOSTINSKE OPREME d.d., GROSUPLJE







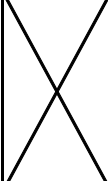





Adamičeva cesta 36

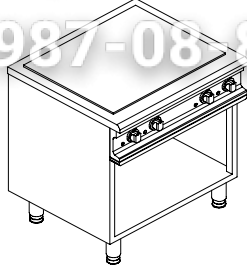




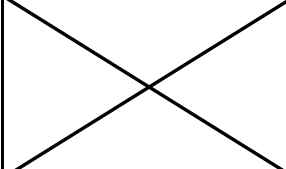






SI-1290 Grosuplje

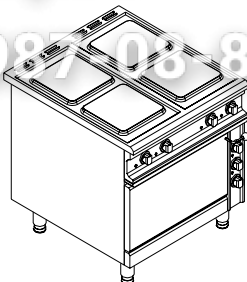
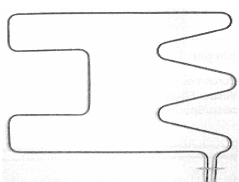

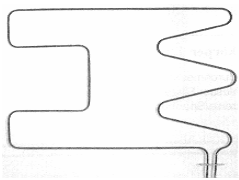



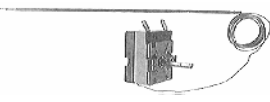





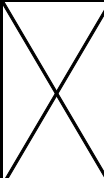
tel: +386 (0)1 /78 66 300









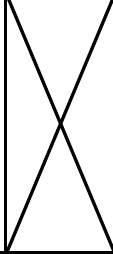

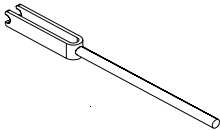
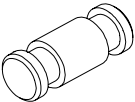
fax: +386 (0)1 /78 66 320

CODE	TYPE	DRAWING		
20801	ESK-29/P			
20802	ESK-49/P			
SPARE PARTS	CODE DRAW.No.	DESCRIPTION	REF.	REMARK
	72395 TS-1029	SEALED HEATING ZONE WITH PROTECTOR power: 2500 W voltage: 230 V dim.: 300x300 mm		
	73448 TS-0461	SWITCH el. load: 250V/16A-400V/10A positions: 7		replaced with switch 73447
	76577 TS-1096/2	LENS FOR PILOT LIGHT colour: yellow		
	46204 TS-1155/5	SCALE LABEL FOR BUTTON ESK		
MODIFICATION REALIZED: MARCH 2006 - switch 73448 is completely realized with switch 73447				
	73447 TS-1518	SWITCH el. load: 16A/250V-10A/380V poles: 4		

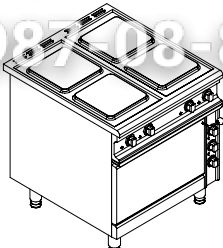
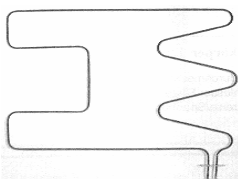

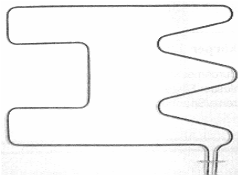





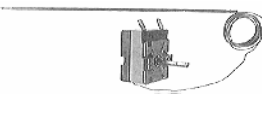

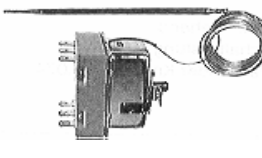


CODE	TYPE	DRAWING		
38358	ESK-29M/P			
38359	ESK-49M/P			
SPARE PARTS	CODE DRAW.No.	DESCRIPTION	REF.	REMARK
	72395 TS-1029	SEALED HOTPLATE WITH PROTECTOR power: 2500W voltage: 230V dim.: 300x300mm		
	72380 TS-1353	SEALED HOTPLATE WITH PROTECTOR power: 4000W voltage: 230V dim.: 300x300mm		
	73448 TS-0461	SWITCH el. load: 250V/16A-400V/10A positions: 7		replaced with switch 73447
	76577 TS-1096/2	LENS FOR PILOT LIGHT colour: yellow		
	46204 TS-1155/5	SCALE LABEL FOR BUTTON ESK		
MODIFICATION REALIZED: MARCH 2006				
- switch on-off 73448 is completely replaceable with switch on-off 73447				
	73447 TS-1518	SWITCH el. load: 32A/250V-25A/400V		

CODE	TYPE	DRAWING		
34745	ESC-49/P			
39317	ESC-49/PM			
SPARE PARTS	CODE DRAW.No.	DESCRIPTION	REF.	REMARK
	83529	HEATING ZONE FOR ESC-49/... power: 4000 W voltage: 380 V		
	83544	DOUBLE HEATING ZONE FOR ESC-49/...M power: 3400 W		
	83530	THERMOSTAT WITH SWITCH FOR ESC-49/...		
	73383	PRINTED CIRCUIT BOARD (PCB) WITH RELAYS FOR HEATING ZONES 3400 W for ESC-49/...M		
	73625	REGULATOR ENERGY FOR HEATING ZONE 3400 W for ESC-49/...M		
	76577 TS-1096/2	LENS FOR PILOT LIGHT colour: yellow		
	46214 TS-1155/13	SCALE LABEL FOR BUTTON ESC		











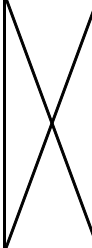

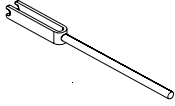
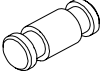
CODE	TYPE	DRAWING		
20803	ESK-49/1			
SPARE PARTS	CODE DRAW.No.	DESCRIPTION	REF.	REMARK
	72151 TS-1082	HEATING ELEMENT power: 3400W voltage: 230V dim.: 605x504mm		
	72150 TS-0160	HEATING ELEMENT power: 2500W voltage: 230V dim.: 605x504mm		
	72395 TS-1029	SEALED HOTPLATE WITH PROTECTOR power: 2500W voltage: 230V dim.: 300x300mm		
	72487 TS-1044	THERMOSTAT operating temp.: 50-290°C el. load: 16 (2,6)A/380V pole: 1 capillary: L=830mm		
	72583 TS-1074	SAFETY - THERMOSTAT temperature limit: 360°C el. load: 20 (4)A/380V poles: 3 capillary: L=1490mm		
	82801	GASKET FOR OVEN'S DOOR L=1,2m		
	73448 TS-0461	SWITCH el. load: 250V/16A-400V/10A positions: 7		replaced with switch 73447




SPARE PARTS	CODE DRAW.No.	DESCRIPTION vsezip.ru	REF.	REMARK
	73454 TS-1011	SWITCH ON-OFF el. load:16A/250V/-10A/300V poles: 4		replaced with switch on-off 73440
	76577 TS-1096/2	LENS FOR PILOT LIGHT colour: yellow		
	46201 TS-1155/2	SCALE LABEL FOR BUTTON OF MAIN SWITCH		
	46204 TS-1155/5	SCALE LABEL FOR BUTTON ESK		
	46205 TS-1155/6	SCALE LABEL FOR BUTTON ES/1		
	83490 TS-0151/3	DOOR BALL HANDLE dim.: Ø 40 mm		completely replaced with door ball handle83714 with 83716 is not replaceable
	47576 102.2.077	SPRING dim.: Ø 18x125 mm		
	08117 102.1.069	FORK FOR DOOR		
	08102 102.2.073	BOLT OF FORK		













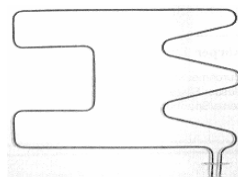

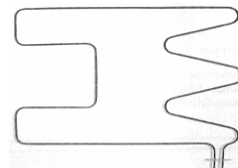

SPARE PARTS	CODE DRAW.No.	DESCRIPTION	REF.	REMARK
1. MODIFICATION REALIZED: NOVEMBER 2003 handle of lid code 83490 (M8) is completely replaceable with handle of lid code 83714 (M8)				
2. MODIFICATION REALIZED: MARCH 2004 introduct is new handle of lid code 83716 (M10), old handle of lid code 83714 (M8) <i>IS NOT REPLACEABLE</i> with new handle of lid				
	83714 83716 83717	HANDLE OF LID colour: blue TS-1366 - M8 colour: blue TS-1415/1 - M10 colour: black TS-1415/2 - M10		
MODIFICATION REALIZED: MARCH 2006 - switch 73448 is completely replaceable with switch 73447 - switch on-off 73454 is completely replaceable with switch on-off 73440				
	73447 TS-1518	SWITCH el. load: 32A/250V-25A/400V		
	73440 TS-1519	SWITCH el. load: 32A/250V-25A/400V poles: 4		



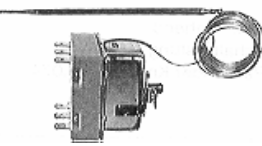



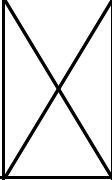



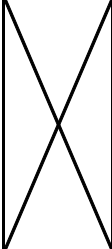

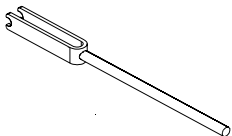
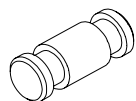
CODE	TYPE	DRAWING		
38360	ESK-49M/1			
SPARE PARTS	CODE DRAW.No.	DESCRIPTION	REF.	REMARK
	72151 TS-1082	HEATING ELEMENT power: 3400W voltage: 230V dim.: 605x504mm		
	72150 TS-0160	HEATING ELEMENT power: 2500W voltage: 230V dim.: 605x504mm		
	72395 TS-1029	SEALED HOTPLATE WITH PROTECTOR power: 2500W voltage: 230V dim.: 300x300mm		
	72380 TS-1353	SEALED HOTPLATE WITH PROTECTOR power: 4000W voltage: 230V dim.: 300x300mm		
	72487 TS-1044	THERMOSTAT operating temp.: 50-290°C el. load: 16 (2,6)A/380V pole: 1 capillary: L=830mm		
	72583 TS-1074	SAFETY - THERMOSTAT temperature limit: 360°C el. load: 20 (4)A/380V poles: 3 capillary: L=1490mm		
	82801	GASKET FOR OVEN'S DOOR L=1,2m		

electric ranges - spare parts




SPARE PARTS	CODE DRAW.No.	DESCRIPTION vsezip.ru	REF.	REMARK
	73448 TS-0461	SWITCH el. load: 250V/10A-400V/10A positions: 7		replaced with switch 73447
	73454 TS-1011	SWITCH ON-OFF el. load: 16A/250V-10A/380V poles: 4		
	76577 TS-1096/2	LENS FOR PILOT LIGHT colour: yellow		
	46201 TS-1155/2	SCALE LABEL FOR BUTTON OF MAIN SWITCH		
	46204 TS-1155/5	SCALE LABEL FOR BUTTON ESK		
	46205 TS-1155/6	SCALE LABEL FOR BUTTON ES/1		
	83490 TS-0151/3	DOOR BALL HANDLE dim.: Ø 40 mm		completely replaced with door ball handle 83714 with 83716 is not replaceable
	47576 102.2.077	SPRING dim.: Ø 18x125 mm		
	08117 102.1.069	FORK FOR DOOR		
	08102 102.2.073	BOLT OF FORK		




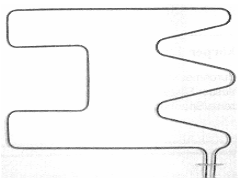

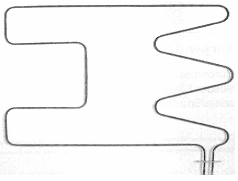



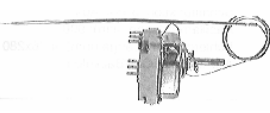





SPARE PARTS	CODE DRAW.No.	DESCRIPTION vsezip.ru	REF.	REMARK
<p>1. MODIFICATION REALIZED: NOVEMBER 2003 handle of lid code 83490 (M8) is completely replaceable with handle of lid code 83714 (M8)</p> <p>2. MODIFICATION REALIZED: MARCH 2004 introduce is new handle of lid code 83716 (M10), old handle of lid code 83714 (M8) <i>IS NOT REPLACEABLE</i> with new handle of lid</p>				
	<p>83714</p> <p>83716</p> <p>83717</p>	<p>HANDLE OF LID colour: blue TS-1366 - M8 colour: blue TS-1415/1 - M10 colour: black TS-1415/2 - M10</p>		
<p>MODIFICATION REALIZED: MARCH 2006 - switch on-off 73448 is completely replaceable with switch on-off 73447</p>				
	<p>73447</p> <p>TS-1518</p>	<p>SWITCH el. load: 32A/250V-25A/400V</p>		

CODE	TYPE	DRAWING		
34746	ESC-49/1			
39337	ESC-49/1M			
SPARE PARTS	CODE DRAW.No.	DESCRIPTION	REF.	REMARK
	83529 83544	HEATING ZONE FOR ESC-49/... power: 4000 W voltage: 380 V DOUBLE HEATING ZONE FOR ESC-49/...M power: 4000 W		
	83530	THERMOSTAT WITH SWITCH FOR ESC-49/...		
	73383	PRINTED CIRCUIT BOARD (PCB) WITH RELAYS FOR HEATING ZONES 3400 W for ESC-49/...M		
	73625	REGULATOR ENERGY FOR HEATING ZONE 3400 W for ESC-49/...M		
	76577 TS-1096/2	LENS FOR PILOT LIGHT colour: yellow		
	46214 TS-1155/13	SCALE LABEL FOR BUTTON ESC		
	72151 TS-1082	HEATING ELEMENT power: 3400W voltage: 230V dim.: 605x500 mm		
	72150 TS-0160	HEATING ELEMENT power: 1000W voltage: 230V dim.: 605x500 mm		










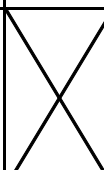
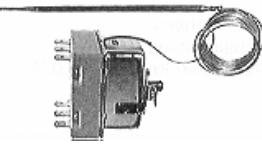







SPARE PARTS	CODE DRAW.No.	DESCRIPTION vsezip.ru	REF.	REMARK
	72487 TS-1044	THERMOSTAT operating temp.: 50-290°C el. load: 16 (2,6)A/380V pole: 1 capillary: L=830mm		
	72583 TS-1074	SAFETY-THERMOSTAT temperature limit: 360°C el. load: 20 (4)A/380V poles: 3 capillary: L= 1490 mm		
	82801	GASKET FOR OVEN'S DOOR L= 1,2 m		
	73454 TS-1011	SWITCH ON-OFF el. load: 16A/250V-10A/380V poles: 4		replaced with switch on-off 73440
	46201 TS-1155/2	SCALE LABEL FOR BUTTON OF MAIN SWITCH		
	46205 TS-1155/6	SCALE LABEL FOR BUTTON ES/1		
	83490 TS-0151/3	DOOR BALL HANDLE dim.: Ø 40 mm		completely replaced with door ball handle 83714 with 83716 is not replaceable
	47576 102.2.077	SPRING dim.: Ø 18x125mm		
	08117 102.1.069	FORK FOR DOOR		
	08102 102.2.073	BOLT OF FORK		

electric ranges - spare parts






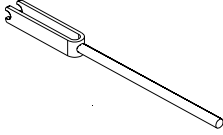
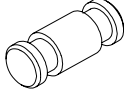

SPARE PARTS	CODE DRAW.No.	DESCRIPTION	REF.	REMARK
1. MODIFICATION REALIZED: NOVEMBER 2003 handle of lid code 83490 (M8) is completely replaceable with handle of lid code 83714 (M8)				
2. MODIFICATION REALIZED: MARCH 2004 introduce is new handle of lid code 83716 (M10), old handle of lid code 83714 (M8) <i>IS NOT REPLACEABLE</i> with new handle of lid				
	83714 83716 83717	HANDLE OF LID colour: blue TS-1366 - M8 colour: blue TS-1415/1 - M10 colour: black TS-1415/2 - M10		
MODIFICATION REALIZED: MARCH 2006 - switch on-off 73454 is completely replaceable with switch on-off 73440				
	73440 TS-1519	SWITCH el. load: 32A/250V-25A/400V poles: 4		







CODE	TYPE	DRAWING		
29476	ESK-49/1K			
SPARE PARTS	CODE DRAW.No.	DESCRIPTION	REF.	REMARK
	72082 TS-0825	HEATING ELEMENT power: 2200W voltage: 230V dim.: 249,5x198mm		
	72152 TS-0160/2	HEATING ELEMENT power: 1000W voltage: 230V dim.: 605x500 mm		
	72151 TS-1082	HEATING ELEMENT power: 3400W voltage: 230V dim.: 605x500 mm		
	72395 TS-1029	SEALED HOTPLATE WITH PROTECTOR power: 2500 W voltage: 230V dim.: 300x300 mm		
	72519 TS-1030	THERMOSTAT operating temp.: 50-300°C el. load: 16 (4)A/380V poles: 3 capillary: L= 1590 mm		
	73455 TS-1054	SWITCH FOR THERMOSTAT el. load: 16A/250V-10A/380V poles: 4		replaced with switch for thermostat 73441
	73449 TS-0875	SWITCH el. load: 16A/250V-10A/380V poles: 4 positions: 4		

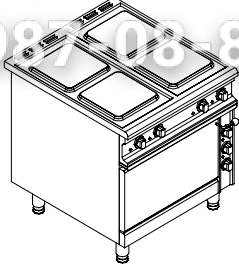


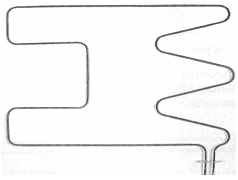

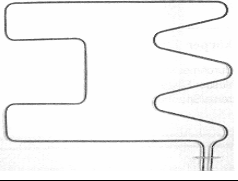





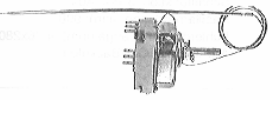


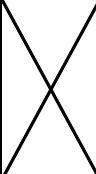
electric range - spare parts




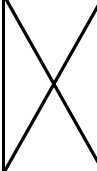










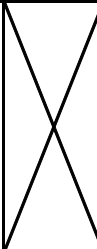





SPARE PARTS	CODE DRAW.No.	DESCRIPTION vsezip.ru	REF.	REMARK
	73448 TS-0461	SWITCH el. load: 250V/16A-400V/10A positions: 7 poles: 2		replaced with switch 73447
	73408 TS-1065	TIMER el. load: 16A/250V-10A/380V operating time: 0-120min.		
	73478 TS-0474	END SWITCH el. load: 250V/16A-380V/10A poles: 2		
	36990 113.1.040	VENTILATOR WITH MOTOR voltage: 230V		
	73101 TS-1019	CONTACTOR DIL OO M voltage: 600V rated current: 20 A		replaced with contactor 73112
	72583 TS-1074	SAFETY-THERMOSTAT temperature limit: 360°C el. load: 20 (4)A/380V poles: 3 capillary: L= 1490 mm		
	76577 TS-1096/2	LENS FOR PILOT LIGHT colour: yellow		
	76578 TS-1096/3	LENS FOR PILOT LIGHT colour: green		
	46202 TS-1155/3	SCALE LABEL FOR BUTTON ES/K		
	46204 TS-1155/5	SCALE LABEL FOR BUTTON ESK		





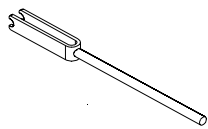
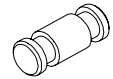





electric range - spare parts

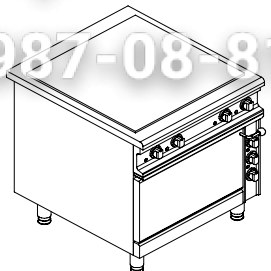




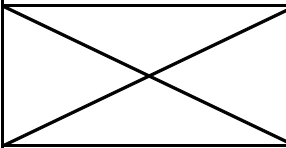








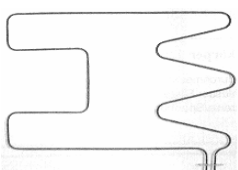

SPARE PARTS	CODE DRAW.No.	DESCRIPTION vsezip.ru	REF.	REMARK
	46205 TS-1155/6	SCALE LABEL FOR BUTTON ES/1		
	46207 TS-1155/8	SCALE LABEL FOR BUTTON ES/K		
	83490 TS-0151/3	DOOR BALL HANDLE dim.: Ø 40 mm	X	completely replaced with door ball handle 83714 with 83716 is not replaceable
	47576 102.2.077	SPRING dim.: Ø 18x125mm		
	82801	GASKET FOR OVEN'S DOOR L= 1,2 m		
	08117 102.1.069	FORK FOR DOOR		
	08102 102.2.073	BOLT OF FORK		
<p>1. MODIFICATION REALIZED: NOVEMBER 2003 handle of lid code 83490 (M8) is completely replaceable with handle of lid code 83714 (M8)</p> <p>2. MODIFICATION REALIZED: MARCH 2004 introduced is new handle of lid code 83716 (M10), old handle of lid code 83714 (M8) IS NOT REPLACEABLE with new handle of lid</p>				
	83714 83716 83717	HANDLE OF LID colour: blue TS-1366 - M8 colour: blue TS-1415/1 - M10 colour: black TS-1415/2 - M10		

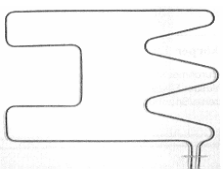

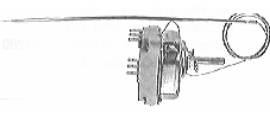


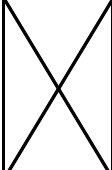









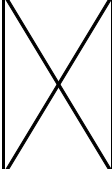
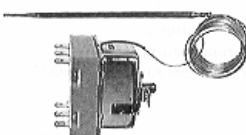



SPARE PARTS	CODE DRAW.No.	DESCRIPTION vsezip.ru	REF.	REMARK
MODIFICATION REALIZED: MARCH 2006 - switch 73448 is completely replaceable with switch 73447 - switch for thermostat 73455 is completely replaceable with switch for thermostat 73441 - contactor 73101 is completely replaceable with contactor 73112				
	73447 TS-1518	SWITCH el. load: 32A/250V-25A/400V		
	73441 TS-1520	SWITCH FOR THERMOSTAT el. load: 16A/250V-10A/380V		
	73112 TS-1521	CONTACTOR DIL M7-10 voltage: 230V 50Hz		







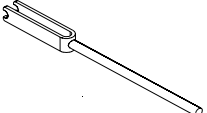
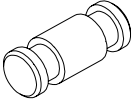

CODE	TYPE	DRAWING		
38361	ESK-49M/1K			
SPARE PARTS	CODE DRAW.No.	DESCRIPTION	REF.	REMARK
	72082 TS-0825	HEATING ELEMENT power: 2200W voltage: 230V dim.: 249,5x198mm		
	72152 TS-0160/2	HEATING ELEMENT power: 1000W voltage: 230V dim.: 605x500 mm		
	72151 TS-1082	HEATING ELEMENT power: 3400W voltage: 230V dim.: 605x500 mm		
	72395 TS-1029	SEALED HOTPLATE WITH PROTECTOR power: 2500 W voltage: 230V dim.: 300x300 mm		
	72380 TS-1353	SEALED HOTPLATE WITH PROTECTOR power: 4000 W voltage: 230V dim.: 300x300 mm		
	72519 TS-1030	THERMOSTAT operating temp.: 50-300°C el. load: 16 (4)A/380V poles: 3 capillary: L= 1590 mm		
	73455 TS-1054	SWITCH FOR THERMOSTAT el. load: 16A/250V-10A/380V poles: 4		replaced with switch for thermostat 73441





SPARE PARTS	CODE DRAW.No.	DESCRIPTION vsezip.ru	REF.	REMARK
	73449 TS-0875	SWITCH el. load: 6/250V-10A/380V poles: 4 positions: 4		
	73448 TS-0461	SWITCH el. load: 250V/16A-400V/10A positions: 7 poles: 2		replaced with switch 73447
	73408 TS-1065	TIMER el. load: 16A/250V-10A/380V operating time: 0-120min.		
	73478 TS-0474	END SWITCH el. load: 250V/16A-380V/10A poles: 2		
	72583 TS-1074	SAFETY-THERMOSTAT temperature limit: 360°C el. load: 20 (4)A/380V poles: 3 capillary: L= 1490 mm		
	36990 113.1.040	VENTILATOR WITH MOTOR voltage: 230V		
	47576 102.2.077	SPRING dim.: Ø 18x125mm		
	83490 TS-0151/3	DOOR BALL HANDLE dim.: Ø 40 mm		completely replaced with door ball handle 83714 with 83716 is not replaceable
	82801	GASKET FOR OVEN'S DOOR L= 1,2 m		
	76577 TS-1096/2	LENS FOR PILOT LIGHT colour: yellow		
	76578 TS-1096/3	LENS FOR PILOT LIGHT colour: green		

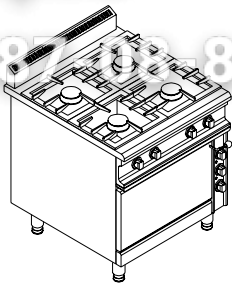
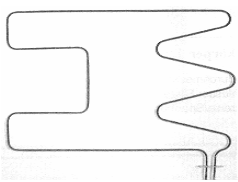

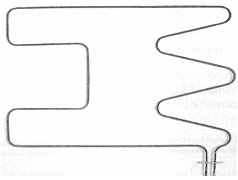

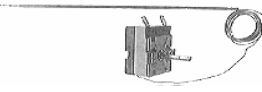

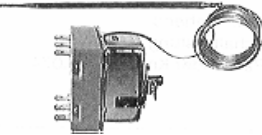



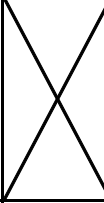


SPARE PARTS	CODE DRAW.No.	DESCRIPTION	REF.	REMARK
	46202 TS-1155/3	SCALE LABEL FOR BUTTON ES/K		
	46204 TS-1155/5	SCALE LABEL FOR BUTTON ESK		
	46205 TS-1155/6	SCALE LABEL FOR BUTTON ES/1		
	46207 TS-1155/8	SCALE LABEL FOR BUTTON ES/K		
	08117 102.1.069	FORK FOR DOOR		
	08102 102.2.073	BOLT OF FORK		
<p>1. MODIFICATION REALIZED: NOVEMBER 2003 handle of lid code 83490 (M8) is completely replaceable with handle of lid code 83714 (M8)</p> <p>2. MODIFICATION REALIZED: MARCH 2004 introduce is new handle of lid code 83716 (M10), old handle of lid code 83714 (M8) IS NOT REPLACEABLE with new handle of lid</p>				
	83714 83716 83717	HANDLE OF LID colour: blue TS-1366 - M8 colour: blue TS-1415/1 - M10 colour: black TS-1415/2 - M10		
<p>MODIFICATION REALIZED: MARCH 2006 - switch 73448 is completely replaceable with switch 73447 - switch for thermostat 73455 is completely replaceable with switch for thermostat 73441</p>				
	73447 TS-1518	SWITCH el. load: 32A/250V-25A/400V		
	73441 TS-1520	SWITCH FOR THERMOSTAT el. load: 16A/250V-10A/380V		

CODE	TYPE	DRAWING		
34747	ESC-49/1K			
34748	ESC-49/1KM			
SPARE PARTS	CODE DRAW.No.	DESCRIPTION	REF.	REMARK
	83529 83544	HEATING ZONE FOR ESC-49/1K power: 4000 W voltage: 380 V DOUBLE HEATING ELEMENT FOR ESC-49/1KM power: 4000 W		
	83530	THERMOSTAT WITH SWITCH FOR ESC-49/1K		
	73383	PRINTED CIRCUIT BOARD (PCB) WITH RELAYS FOR HEATING ZONES 3400 W for ESC-49/1KM		
	73625	REGULATOR ENERGY FOR HEATING ZONE 3400 W for ESC-49/1KM		
	76577 TS-1096/2	LENS FOR PILOT LIGHT colour: yellow		
	46214 TS-1155/13	SCALE LABEL FOR BUTTON ESC		
	72082 TS-0825	HEATING ELEMENT power: 2200W voltage: 230V dim.: 249,5x198mm		
	72152 TS-0160/2	HEATING ELEMENT power: 1000W voltage: 230V dim.: 605x500 mm		






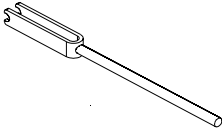
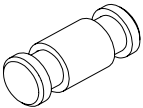






SPARE PARTS	CODE DRAW.No.	DESCRIPTION	REF.	REMARK
	72151 ts-1082	HEATING ELEMENT power: 3-100W voltage: 230V dim.: 605x500 mm		
	72519 TS-1030	THERMOSTAT operating temp.: 50-300°C el. load: 16 (4)A/380V poles: 3 capillary: L= 1590 mm		
	73455 TS-1054	SWITCH FOR THERMOSTAT el. load: 16A/250V-10A/380V poles: 4		replaced with switch for thermostat 73441
	73449 TS-0875	SWITCH el. load: 16A/250V-10A/380V poles: 4 positions: 4		
	73408 TS-1065	TIMER el. load: 16A/250V-10A/380V operating time: 0-120min.		
	73478 TS-0474	END SWITCH el. load: 250V/16A-380V/10A poles: 2		
	36990 113.1.040	VENTILATOR WITH MOTOR voltage: 230V		
	73101 TS-1019	CONTACTOR DIL OO M voltage: 600V rated current: 20 A		replaced with contactor 73112
	72583 TS-1074	SAFETY-THERMOSTAT temperature limit: 360°C el. load: 20 (4)A/380V poles: 3 capillary: L= 1490 mm		
	76578 TS-1096/3	LENS FOR PILOT LIGHT colour: green		

SPARE PARTS	CODE DRAW.No.	DESCRIPTION vsezip.ru	REF.	REMARK
	46202 TS-1155/3	SCALE LABEL FOR BUTTON ES/K		
	46205 TS-1155/6	SCALE LABEL FOR BUTTON ES/1		
	46207 TS-1155/8	SCALE LABEL FOR BUTTON ES/K		
	83490 TS-0151/3	DOOR BALL HANDLE dim.: Ø 40 mm		completely replaced with door ball handle 83714 with 83716 is not replaceable
	47576 102.2.077	SPRING dim.: Ø 18x125mm		
	82801	GASKET FOR OVEN'S DOOR L= 1,2 m		
	08117 102.1.069	FORK FOR DOOR		
	08102 102.2.073	BOLT OF FORK		
<p>1. MODIFICATION REALIZED: NOVEMBER 2003 handle of lid code 83490 (M8) is completely replaceable with handle of lid code 83714 (M8)</p> <p>2. MODIFICATION REALIZED: MARCH 2004 introduce is new handle of lid code 83716 (M10), old handle of lid code 83714 (M8) IS NOT REPLACEABLE with new handle of lid</p>				
	83714 83716 83717	HANDLE OF LID colour: blue TS-1366 - M8 colour: blue TS-1415/1 - M10 colour: black TS-1415/2 - M10		





















SPARE PARTS	CODE DRAW.No.	DESCRIPTION vsezip.ru	REF.	REMARK
MODIFICATION REALIZED: MARCH 2006 - switch for thermostat 73455 is completely replaceable with switch for thermostat 73441 - contactor 73101 is completely replaceable with contactor 73112				
	73441 TS-1520	SWITCH FOR THERMOSTAT el. load: 16A/250V-10A/380V		
	73112 TS-1521	CONTACTOR DIL M7-10 voltage: 230V 50Hz		

CODE	TYPE	DRAWING		
24512	KS-49/1			
SPARE PARTS	CODE DRAW.No.	DESCRIPTION	REF.	REMARK
	72151 TS-1082	HEATING ELEMENT power: 3400W voltage: 230V dim.: 605x504mm		
	72150 TS-0160	HEATING ELEMENT power: 2500W voltage: 230V dim.: 605x504mm		
	72487 TS-1044	THERMOSTAT operating temp.: 50-290°C el. load: 16 (2,6)A/380V pole: 1 capillary: L=830mm		
	72583 TS-1074	SAFETY - THERMOSTAT temperature limit: 360°C el. load: 20 (4)A/380V poles: 3 capillary: L=1490mm		
	82801	GASKET FOR OVEN'S DOOR L=1,2m		
	73454 TS-1011	SWITCH ON-OFF el. load: 16A/250V-10A/380V poles: 4		replaced with switch on-off 73440
	76577 TS-1096/2	LENS FOR PILOT LIGHT colour: yellow		

combined range - spare parts













SPARE PARTS	CODE DRAW.No.	DESCRIPTION vsezip.ru	REF.	REMARK
	46201 TS-1155/2	SCALE LABEL FOR BUTTON OF MAIN SWITCH		
	46203 TS-1155/4	SCALE LABEL FOR BUTTON PS		
	46205 TS-1155/6	SCALE LABEL FOR BUTTON ES/1		
	83490 TS-0151/3	DOOR BALL HANDLE dim.: Ø 40mm	X	completely replaced with door ball handle 83714 with 83716 is not replaceable
	47576 102.2.077	SPRING dim.: Ø 18X125mm		
	08117 102.1.069	FORK FOR DOOR		
	08102 102.2.073	BOLT OF FORK		
	20030 108.2.441	COVER OF BURNER 80		
	20031 108.2.442	COVER OF BURNER 100		
	13233 108.1.172	PILOT BURNER		

combined range - spare parts

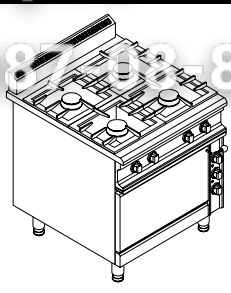


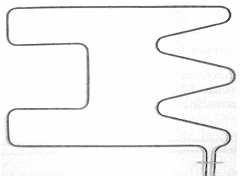

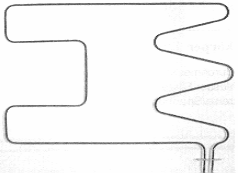

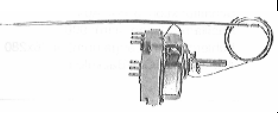







SPARE PARTS	CODE DRAW.No.	DESCRIPTION vsezip.ru	REF.	REMARK
	42142 TS-0783	GAS REGULATING VALVE 21S/B thread of thermoelement: M9x1		
	47030 TS-1130/1	THERMOELEMENT L= 600mm thread: M9x1		
	25415 111.2.057	NOZZLE 165 - G20 thread: M11x1 G20 - burner: 5,5kW		
	25416 111.2.058	NOZZLE 135 - G20 thread: M11x1 G20 - burner: 3,5kW		
	20034 108.2.445	NOZZLE 090 - G30/G31 thread: M11x1 G30/G31 - burner: 3,5 kW		
	20037 108.2.448	NOZZLE 110-G30/G31 thread: M11x1 G30/G31 - burner: 5,5 kW		
	47031 TS-1130/2	THERMOELEMENT L=850mm thread: M9x1		
	08326 108.2.002	CAST IRON BURNER GRID dim.: 398x353mm		
	13247 108.2.189	SUPPORT FOR COVER 80		
	16337 108.2.196	SUPPORT FOR COVER 100		

* G20= natural gas








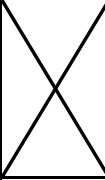
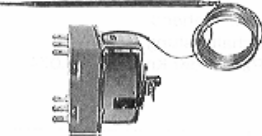








* G30/G31= L.P.G.

SPARE PARTS	CODE DRAW.No.	DESCRIPTION vsezip.ru	REF.	REMARK
	10406 108.2.165	REGULATOR OF PRIMARY AIR 80 +7(812)987-08-81		
	10408 108.2.167	REGULATOR OF PRIMARY AIR 100		
	13248 108.2.190	VENTURI TUBE 80		
	15333 3015.1.004	VENTURI TUBE 100		
	83341 83342 83343 83354	BUTTON FOR GAS VALVE colour: blue - TS-1157/1 colour: red - TS-1157/2 colour: black - TS-1157/3 colour: dark blue - TS-1157/4		
1. MODIFICATION REALIZED: NOVEMBER 2003 handle of lid code 83490 (M8) is completely replaceable with handle of lid code 83714 (M8)				
2. MODIFICATION REALIZED: MARCH 2004 introduct is new handle of lid code 83716 (M10), old handle of lid code 83714 (M8) <i>IS NOT REPLACEABLE</i> with new handle of lid				
	83714 83716 83717	HANDLE OF LID colour: blue TS-1366 - M8 colour: blue TS-1415/1 - M10 colour: black TS-1415/2 - M10		
MODIFICATION REALIZED: MARCH 2006 - switch on-off 73454 is completely replaceable with switch on-off 73440				
	73440 TS-1519	SWITCH FOR THERMOSTAT el. load: 16A/250V-10A/380V		





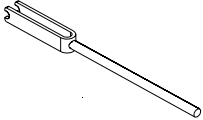
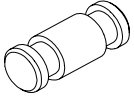




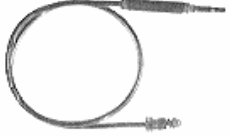





combined range - spare parts

CODE	TYPE	DRAWING		
29474	KS-49/1K			
SPARE PARTS	CODE DRAW.No.	DESCRIPTION	REF.	REMARK
	72082 TS-0825	HEATING ELEMENT power: 2200W voltage: 230V dim.: 249,5x198mm		
	72152 TS-0160/2	HEATING ELEMENT power: 1000W voltage: 230V dim.: 605x500 mm		
	72151 TS-1082	HEATING ELEMENT power: 3400W voltage: 230V dim.: 605x500 mm		
	72519 TS-1030	THERMOSTAT operating temp.: 50-300°C el. load: 16 (4)A/380V poles: 3 capillary: L= 1590 mm		
	73455 TS-1054	SWITCH FOR THERMOSTAT el. load: 16A/250V-10A/380V poles: 4		replaced with switch for thermostat 73441
	73449 TS-0875	SWITCH el. load: 16A/250V-10A/380V poles: 4 positions: 4		
	73448 TS-0461	SWITCH el. load: 250V/16A-400V/10A positions: 7 poles: 2		replaced with switch 73447



















combined range -spare parts

SPARE PARTS	CODE DRAW.No.	DESCRIPTION vsezip.ru	REF.	REMARK
	73408 TS-1065	TIMER el. load: 15A 250V-10A/330V operating time: 0-120min.		
	73478 TS-0474	END SWITCH el. load: 250V/16A-380V/10A poles: 2		
	36990 113.1.040	VENTILATOR WITH MOTOR voltage: 230V		
	73101 TS-1019	CONTACTOR DIL OO M voltage: 600V rated current: 20 A		replaced with contactor 73112
	72583 TS-1074	SAFETY-THERMOSTAT temperature limit: 360°C el. load: 20 (4)A/380V poles: 3 capillary: L= 1490 mm		
	76577 TS-1096/2	LENS FOR PILOT LIGHT colour: yellow		
	76578 TS-1096/3	LENS FOR PILOT LIGHT colour: green		
	46202 TS-1155/3	SCALE LABEL FOR BUTTON ES/K		
	46205 TS-1155/6	SCALE LABEL FOR BUTTON ES/1		
	46207 TS-1155/8	SCALE LABEL FOR BUTTON ES/K		

combined range -spare parts

SPARE PARTS	CODE DRAW.No.	DESCRIPTION vsezip.ru	REF.	REMARK
	83490 TS-0151/3	DOOR BALL HANDLE dim.: Ø 40 mm		completely replaced with door ball handle 83714 with 83716 is not replaceable
	47576 102.2.077	SPRING dim.: Ø 18X125mm		
	82801	GASKET FOR OVEN'S DOOR L= 1,2 m		
	08117 102.1.069	FORK FOR DOOR		
	08102 102.2.073	BOLT OF FORK		
	13233 108.2.172	PILOT BURNER		
	47030 TS-1130/1	THERMOELEMENT L=600mm thread: M9x1		
	47031 TS-1130/2	THERMOELEMENT L=850mm thread: M9x1		
	20037 108.2.448	NOZZLE 110 - G30/G31 thread: M11x1 G30/G31 - burner: 5,5 kW		
	25415 111.2.057	NOZZLE 165 - G20 thread: M11x1 G20 - burner: 5,5 kW		















combined range - spare parts

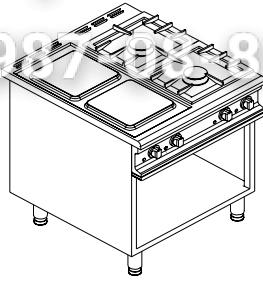



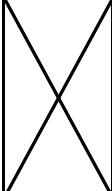





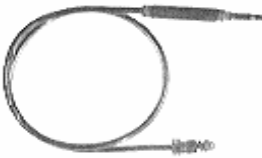



SPARE PARTS	CODE DRAW.No.	DESCRIPTION vsezip.ru	REF.	REMARK
	25416 111.2.058	NOZZLE 135 - G20 thread: M11x1 G20 - burner: 3,5 kW		
	20034 108.2.445	NOZZLE 090 - G30/G31 thread: M11x1 G30/G31 - burner: 3,5 kW		
	42142 TS-0783	GAS REGULATING VALVE 21S/B		
	13247 108.2.189	SUPPORT FOR COVER 80		
	16337 108.2.196	SUPPORT FOR COVER 100		
	83341 83342 83343 83354	BUTTON FOR GAS VALVE colour: blue - TS-1157/1 colour: red - TS-1157/2 colour: black - TS-1157/3 colour: dark blue - TS-1157/4		
	10406 108.2.165	REGULATOR OF PRIMARY AIR 80		
	10408 108.2.167	REGULATOR OF PRIMARY AIR 100		
	20030 108.2.441	COVER OF BURNER 80		
	20031 108.2.442	COVER OF BURNER 100		




















* G20= natural gas

* G30/G31= L.P.G.

combined range - spare parts














SPARE PARTS	CODE DRAW.No.	DESCRIPTION vsezip.ru	REF.	REMARK
	13248 108.2.190	VENTURI TUBE 80 +7(812)987-08-81		
	15333 3015.1.004	VENTURI TUBE 100		
	46203 TS-1155/4	SCALE LABEL FOR BUTTON PS		
	08326 108.2.002	CAST IRON BURNER GRID dim.: 398x353mm		
1. MODIFICATION REALIZED: NOVEMBER 2003 handle of lid code 83490 (M8) is completely replaceable with handle of lid code 83714 (M8)				
2. MODIFICATION REALIZED: MARCH 2004 introduc is new handle of lid code 83716 (M10), old handle of lid code 83714 (M8) <i>IS NOT REPLACEABLE</i> with new handle of lid				
	83714 83716 83717	HANDLE OF LID colour: blue TS-1366 - M8 colour: blue TS-1415/1 - M10 colour: black TS-1415/2 - M10		
MODIFICATION REALIZED: MARCH 2006 - switch 73448 is completely replaceable with switch 73447 - switch for thermostat 73455 is completely replaceable with switch for thermostat 73441 - contactor 73101 is completely replaceable with contactor 73112				
	73447 TS-1518	SWITCH el. load: 32A/250V-25A/400V		
	73441 TS-1520	SWITCH FOR THERMOSTAT el. load: 16A/250V-10A/380V		
	73112 TS-1521	CONTACTOR DIL M7-10 voltage: 230V 50Hz		

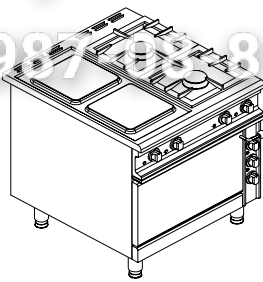
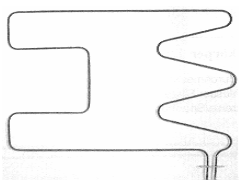

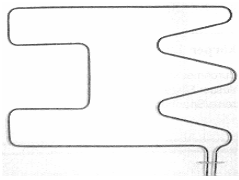



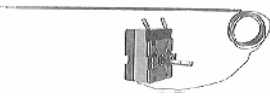

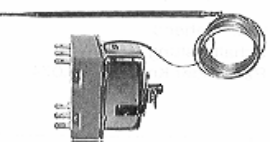



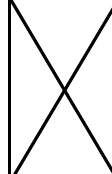
CODE	TYPE	DRAWING		
29524	KS-(2+2)9/P			
SPARE PARTS	CODE DRAW.No.	DESCRIPTION	REF.	REMARK
	72395 TS-1029	SEALED HOTPLATE WITH PROTECTOR power: 2500W voltage: 230V dim.: 300x300mm		
	73448 TS-0461	SWITCH el. load: 250V/16A-400V/10A positions: 7		replaced with switch 73447
	76577 TS-1096/2	LENS FOR PILOT LIGHT colour: yellow		
	46204 TS-1155/5	SCALE LABEL FOR BUTTON ESK		
	13233 108.2.172	PILOT BURNER		
	47030 TS-1130/1	THERMOELEMENT L=600mm thread: M9x1		
	47031 TS-1130/2	THERMOELEMENT L=850mm thread: M9x1		

SPARE PARTS	CODE DRAW.No.	DESCRIPTION vsezip.ru	REF.	REMARK
	20037 108.2.448	NOZZLE 110 - G30/G31 thread: M11x1 G30/G31- burner: 5,5 kW		
	25415 111.2.057	NOZZLE 165 - G20 thread: M11x1 G20 - burner: 5,5 kW		
	25416 111.2.058	NOZZLE 135 - G20 thread: M11x1 G20 - burner: 3,5 kW		
	20034 108.2.445	NOZZLE 090 - G30/G31 thread: M11x1 G30 - burner: 3,5 kW		
	42142 TS-0783	GAS REGULATING VALVE 21S/B		
	13247 108.2.189	SUPPORT FOR COVER 80		
	16337 108.2.196	SUPPORT FOR COVER 100		
	83341 83342 83343 83354	BUTTON FOR GAS VALVE colour: blue - TS-1157/1 colour: red - TS-1157/2 colour: black - TS-1157/3 colour: dark blue - TS-1157/4		
	10406 108.2.165	REGULATOR OF PRIMARY AIR 80		
	10408 108.2.167	REGULATOR OF PRIMARY AIR 100		









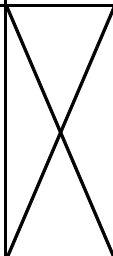

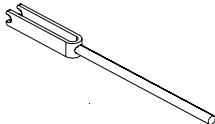
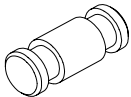


* G20= natural gas

* G30/G31= L.P.G.

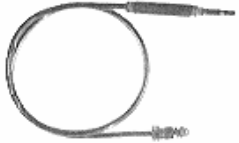

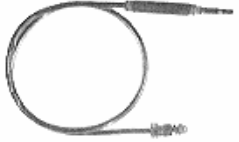
















SPARE PARTS	CODE DRAW.No.	DESCRIPTION vsezip.ru	REF.	REMARK
	20030 108.2.441	COVER OF BURNER 80 +7(812)987-08-81		
	20031 108.2.442	COVER OF BURNER 100		
	13248 108.2.190	VENTURI TUBE 80		
	15333 3015.1.004	VENTURI TUBE 100		
	46203 TS-1155/4	SCALE LABEL FOR BUTTON PS		
	08326 108.2.002	CAST IRON BURNER GRID dim.: 398x353 mm		
MODIFICATION REALIZED: MARCH 2006 - switch 73448 is completely replaceable with switch 73447				
	73447 TS-1518	SWITCH el. load: 32A/250V-25A/400V		

CODE	TYPE	DRAWING		
29510	KS-(2+2)9/1			
SPARE PARTS	CODE DRAW.No.	DESCRIPTION	REF.	REMARK
	72151 TS-1082	HEATING ELEMENT power: 3400 W voltage: 230 V dim.: 605x504 mm		
	72150 TS-0160	HEATING ELEMENT power: 2500 W voltage: 230 V dim.: 605x504 mm		
	72395 TS-1029	SEALED HOTPLATE WITH PROTECTOR power: 2500 W voltage: 230 V dim.: 300x300 mm		
	72487 TS-1044	THERMOSTAT operating temp.: 50-290°C el. load: 16 (2,6)A/380V pole: 1 capillary: L=830mm		
	72583 TS-1074	SAFETY - THERMOSTAT temperature limit: 360°C el. load: 20 (4)A/380V poles: 3 capillary: L=1490 mm		
	82801	GASKET FOR OVEN'S DOOR L=1,2 m		
	73448 TS-0461	SWITCH el. load: 250V/16A-400V/10A positions: 7		replaced with switch 73447

















combined range -spare parts

SPARE PARTS	CODE DRAW.No.	DESCRIPTION vsezip.ru	REF.	REMARK
	73454 TS-1011	SWITCH ON-OFF el. load:16A/250V/-10A/300V poles: 4		replaced with switch on-off 73440
	76577 TS-1096/2	LENS FOR PILOT LIGHT colour: yellow		
	46201 TS-1155/2	SCALE LABEL FOR BUTTON OF MAIN SWITCH		
	46204 TS-1155/5	SCALE LABEL FOR BUTTON ESK		
	46205 TS-1155/6	SCALE LABEL FOR BUTTON ES/1		
	83490 TS-0151/3	DOOR BALL HANDLE dim.: Ø 40 mm		completely replaced with door ball handle 83714 with 83716 is not replaceable
	47576 102.2.077	SPRING dim.: Ø 18x125 mm		
	08117 102.1.069	FORK FOR DOOR		
	08102 102.2.073	BOLT OF FORK		
	13233 108.2.172	PILOT BURNER		





combined range - spare parts

SPARE PARTS	CODE DRAW.No.	DESCRIPTION vsezip.ru	REF.	REMARK
	47030 TS-1130/1	THERMOELEMENT L=600 mm thread: M9x1		
	47031 TS-1130/2	THERMOELEMENT L=850 mm thread: M9x1		
	20037 108.2.448	NOZZLE 110 - G30/G31 thread: M11x1 G30/G31 - burner: 5,5 kW		
	25415 111.2.057	NOZZLE 165 - G20 thread: M11x1 G20 - burner: 5,5kW		
	25416 111.2.058	NOZZLE 135 - G20 thread: M11x1 G20 - burner: 3,5kW		
	20034 108.2.445	NOZZLE 090 - G30/G31 thread: M11x1 G30/G31 - burner: 3,5 kW		
	42142 TS-0783	GAS REGULATING VALVE 21S/B		
	13247 108.2.189	SUPPORT FOR COVER 80		
	16337 108.2.196	SUPPORT FOR COVER 100		
	83341 83342 83343 83354	BUTTON FOR GAS VALVE colour: blue - TS-1157/1 colour: red - TS-1157/2 colour: black - TS-1157/3 colour: dark blue - TS-1157/4		

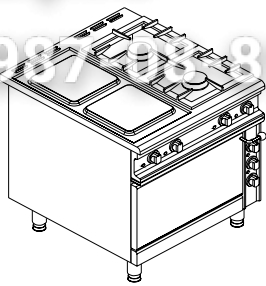


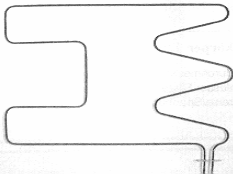

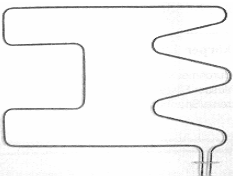



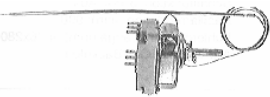


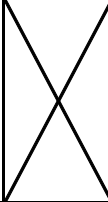


combined range - spare parts

SPARE PARTS	CODE DRAW.No.	DESCRIPTION vsezip.ru	REF.	REMARK
	10406 108.2.165	REGULATOR OF PRIMARY AIR 80 +7(812)987-08-81		
	10408 108.2.167	REGULATOR OF PRIMARY AIR 100		
	20030 108.2.441	COVER OF BURNER 80		
	20031 108.2.442	COVER OF BURNER 100		
	13248 108.2.190	VENTURI TUBE 80		
	15333 3015.1.004	VENTURI TUBE 100		
	46203 TS-1155/4	SCALE LABEL FOR BUTTON PS		
	08326 108.2.002	CAST IRON BURNER GRID dim.: 398x353mm		
<p>1. MODIFICATION REALIZED: NOVEMBER 2003 handle of lid code 83490 (M8) is completely replaceable with handle of lid code 83714 (M8)</p> <p>2. MODIFICATION REALIZED: MARCH 2004 introduce is new handle of lid code 83716 (M10), old handle of lid code 83714 (M8) IS NOT REPLACEABLE with new handle of lid</p>				
	83714 83716 83717	HANDLE OF LID colour: blue TS-1366 - M8 colour: blue TS-1415/1 - M10 colour: black TS-1415/2 - M10		










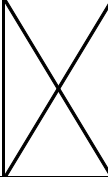
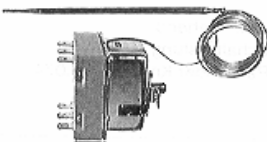







combined range -spare parts

SPARE PARTS	CODE DRAW.No.	DESCRIPTION vsezip.ru	REF.	REMARK
MODIFICATION REALIZED: MARCH 2006 - switch 73448 is completely replaceable with switch 73447 - switch on-off 73454 is completely replaceable with switch on-off 73440 +7(812)987-08-81				
	73447 TS-1518	SWITCH el. load: 32A/250V-25A/400V		
	73440 TS-1520	SWITCH ON-OFF el. load: 16A/250V-10A/380V		






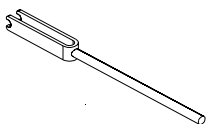
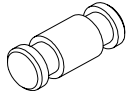






combined range -spare parts

CODE	TYPE	DRAWING		
29525	KS-(2+2)9/1K			
SPARE PARTS	CODE DRAW.No.	DESCRIPTION	REF.	REMARK
	72082 TS-0825	HEATING ELEMENT power: 2200W voltage: 230V dim.: 249,5x198mm		
	72152 TS-0160/2	HEATING ELEMENT power: 1000W voltage: 230V dim.: 605x500 mm		
	72151 TS-1082	HEATING ELEMENT power: 3400W voltage: 230V dim.: 605x500 mm		
	72395 TS-1029	SEALED HOTPLATE WITH PROTECTOR power: 2500 W voltage: 230V dim.: 300x300 mm		
	72519 TS-1030	THERMOSTAT operating temp.: 50-300°C el. load: 16 (4)A/380V poles: 3 capillary: L= 1590 mm		
	73455 TS-1054	SWITCH FOR THERMOSTAT el. load: 16A/250V-10A/380V poles: 4		replaced with switch for thermostat 73441
	73449 TS-0875	SWITCH el. load: 16A/250V-10A/380V poles: 4 positions: 4		




combined range -spare parts

SPARE PARTS	CODE DRAW.No.	DESCRIPTION vsezip.ru	REF.	REMARK
	73448 TS-0461	SWITCH el. load: 250V/16A-400V/10A positions: 7 poles: 2		replaced with switch 73447
	73408 TS-1065	TIMER el. load: 16A/250V-10A/380V operating time: 0-120min.		
	73478 TS-0474	END SWITCH el. load: 250V/16A-380V/10A poles: 2		
	36990 113.1.040	VENTILATOR WITH MOTOR voltage: 230V		
	73101 TS-1019	CONTACTOR DIL OO M voltage: 600V rated current: 20 A		replaced with contactor 73112
	72583 TS-1074	SAFETY-THERMOSTAT temperature limit: 360°C el. load: 20 (4)A/380V poles: 3 capillary: L= 1490 mm		
	76577 TS-1096/2	LENS FOR PILOT LIGHT colour: yellow		
	76578 TS-1096/3	LENS FOR PILOT LIGHT colour: green		
	46202 TS-1155/3	SCALE LABEL FOR BUTTON ES/K		
	46204 TS-1155/5	SCALE LABEL FOR BUTTON ESK		













combined range - spare parts







SPARE PARTS	CODE DRAW.No.	DESCRIPTION vsezip.ru	REF.	REMARK
	46205 TS-1155/6	SCALE LABEL FOR BUTTON ES/L		
	46207 TS-1155/8	SCALE LABEL FOR BUTTON ES/K		
	83490 TS-0151/3	DOOR BALL HANDLE dim.: Ø 40 mm	X	completely replaced with door ball handle 83714 with 83716 is not replaceable
	47576 102.2.077	SPRING dim.: Ø 18x125mm		
	82801	GASKET FOR OVEN'S DOOR L= 1,2 m		
	08117 102.1.069	FORK FOR DOOR		
	08102 102.2.073	BOLT OF FORK		
	13233 108.2.172	PILOT BURNER		
	47030 TS-1130/1	THERMOELEMENT L=600mm thread: M9x1		
	47031 TS-1130/2	THERMOELEMENT L=850mm thread: M9x1		

combined range -spare parts

SPARE PARTS	CODE DRAW.No.	DESCRIPTION vsezip.ru	REF.	REMARK
	20037 108.2.448	NOZZLE 110 - G30/G31 thread: M11x1 G30/G31 - burner: 5,5 kW		
	25415 111.2.057	NOZZLE 165 - G20 thread: M11x1 G20 - burner: 5,5 kW		
	25416 111.2.058	NOZZLE 135 - G20 thread: M11x1 G20 - burner: 3,5kW		
	20034 108.2.445	NOZZLE 090 - G30/G31 thread: M11x1 G30/G31 - burner: 3,5 kW		
	42142 TS-0783	GAS REGULATING VALVE 21S/B		
	13247 108.2.189	SUPPORT FOR COVER 80		
	16337 108.2.196	SUPPORT FOR COVER 100		
	83341 83342 83343 83354	BUTTON FOR GAS VALVE colour: blue - TS-1157/1 colour: red - TS-1157/2 colour: black - TS-1157/3 colour: dark blue - TS-1157/4		
	10406 108.2.165	REGULATOR OF PRIMARY AIR 80		
	10408 108.2.167	REGULATOR OF PRIMARY AIR 100		

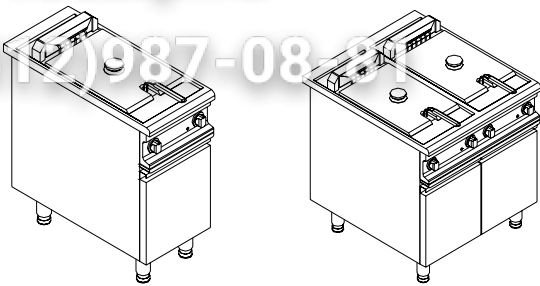







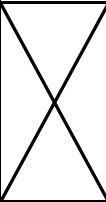

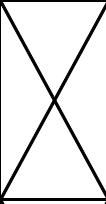
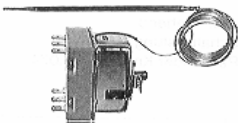
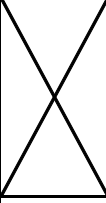


combined range - spare parts

SPARE PARTS	CODE DRAW.No.	DESCRIPTION vsezip.ru	REF.	REMARK
	20030 108.2.441	COVER OF BURNER 80 +7(812)987-08-81		
	20031 108.2.442	COVER OF BURNER 100		
	13248 108.2.190	VENTURI TUBE 80		
	15333 3015.1.004	VENTURI TUBE 100		
	46203 TS-1155/4	SCALE LABEL FOR BUTTON PS		
	08326 108.2.002	CAST IRON BURNER GRID dim.: 398x353mm		
<p>1. MODIFICATION REALIZED: NOVEMBER 2003 handle of lid code 83490 (M8) is completely replaceable with handle of lid code 83714 (M8)</p> <p>2. MODIFICATION REALIZED: MARCH 2004 introduce is new handle of lid code 83716 (M10), old handle of lid code 83714 (M8) <i>IS NOT REPLACEABLE</i> with new handle of lid</p>				
	83714 83716 83717	HANDLE OF LID colour: blue TS-1366 - M8 colour: blue TS-1415/1 - M10 colour: black TS-1415/2 - M10		


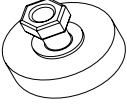

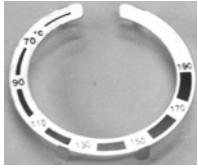
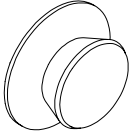
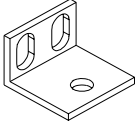
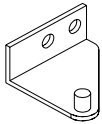
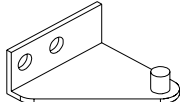
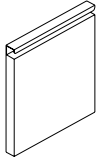
SPARE PARTS	CODE DRAW.No.	DESCRIPTION vsezip.ru	REF.	REMARK
MODIFICATION REALIZED: MARCH 2006 - switch 73448 is completely replaceable with switch 73447 - switch 73455 is completely replaceable with switch 73441 - contactor 73101 is completely replaceable with contactor 73112				
	73447 TS-1518	SWITCH el. load: 32A/250V-25A/400V		
	73441 TS-1520	SWITCH el. load: 16A/250V-10A/380V		
	73112 TS-1521	CONTACTOR DIL M7-10 voltage: 230V 50Hz		

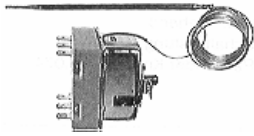






combined range - spare parts

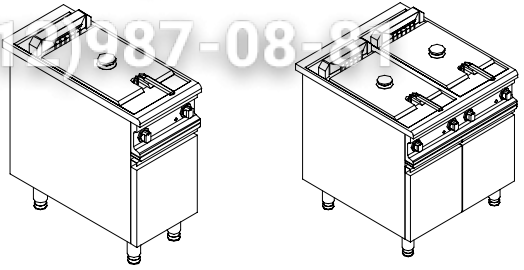
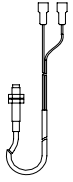








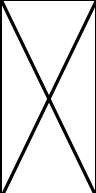
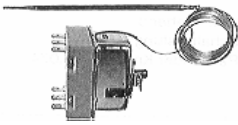



CODE	TYPE	DRAWING		
26273	EZ-49/P-K			
24964	EZ-49/P-L			
26275	EZ-9/P-K			
20805	EZ-9/P-L			
34749	EZ-9/P-KR			
SPARE PARTS	CODE DRAW.No.	DESCRIPTION	REF.	REMARK
	72260 TS-0688	HEATING ELEMENT power: 1000W voltage: 230V dim.: 480mm		
	72519 TS-1030	THERMOSTAT operating temp.: 50-300°C el. load: 16 (4)A/380V poles: 3 capillary: L= 1590mm		
	73454 TS-1011	SWITCH ON-OFF el. load:16A/250V-10A/380V poles.:4		
	72583 TS-1074	SAFETY - THERMOSTAT temperature limit: 360°C el. load: 20 (4)A/380V poles: 3 capillary: L= 1490mm		
	76577 TS-1096/2	LENS FOR PILOT LIGHT colour: yellow		
	46201 TS-1155/2	SCALE LABEL FOR BUTTON OF MAIN SWITCH		
	46205 TS-1155/6	SCALE LABEL FOR BUTTON EZ		

CODE	TYPE	DRAWING		
25622	EF-9/14			
25625	EF-9/28			
SPARE PARTS	CODE DRAW.No.	DESCRIPTION	REF.	REMARK
	73477 TS-1017	END SWITCH el. load: 16A (4) 250V pole: 1		
	72079 TS-0822	HEATING ELEMENT power: 2700W voltage: 230V dim.: 380x70mm		
	73458 TS-1087	SWITCH ON-OFF el. load: 32A/250V-25A/400V poles: 4		
	74155 TS-1016	THERMOSTAT operating temp.: 40-180°C el. load: 16 (4)A/380V pole: 1 capillary: L=1570mm		replaced with thermostat 72553
	73101 TS-1019	CONTACTOR DIL OOM-10 voltage: 230V rated current: 20A		replaced with contactor 73112
	73181 TS-1033	SAFETY - THERMOSTAT temperature limit: 218°C el. load: 20 (4)A/380V poles: 3 capillary: L=2310mm		replaced with safety- thermostat 72577
	76577 TS-1096/2	LENS FOR PILOT LIGHT colour: yellow		


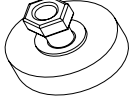
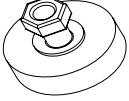
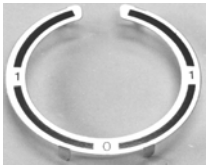



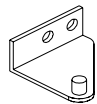
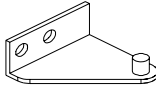
electric fryers - spare parts

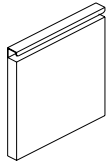


SPARE PARTS	CODE DRAW.No.	DESCRIPTION vsezip.ru	REF.	REMARK
	42340 TS-0438/4	DRAIN VALVE 3/4" +7(812)987-08-81		
	45613 TS-1080	MAGNET FOR CABINET DOOR dim.: Ø 22mm thread: M5		
	46201 TS-1155/2	SCALE LABEL FOR BUTTON OF MAIN SWITCH		
	46208 TS-1155/9	SCALE LABEL FOR BUTTON EF		
	83287 TS-1018	HANDLE OF LID	X	replaced with handle of lid 83366 with special procedure
	25352 111.2.351	SUPPORT OF MAGNET		
	27163 111.1.555	HINGE OF THE DOOR - JOINT 1.		
	27166 111.1.558	HINGE OF THE DOOR - JOINT 2.		
	27830 111.1.577	WINGING DOOR		

SPARE PARTS	CODE DRAW.No.	DESCRIPTION	REF.	REMARK
MODIFICATION REALIZED: JULY 2003 - safety-thermostat 73181 is completely replaceable with safety thermostat 72577 - thermostat 74155 is completely replaceable with thermostat 72553				
	72577 TS-1365	SAFETY-THERMOSTAT temperature limit: 228°C el. load: 20 (4)A/380V poles: 3 capillary: L= 2210 mm		
	72553 TS-1364	THERMOSTAT operating temp.: 40-180°C el. load: 16 (4)A/380V pole: 1 capillary: L=1580 mm		
MODIFICATION REALIZED: APRIL 2004 - handle of lid 83287 (screw 61015 M5x15) is replaced with handle of lid 83366 only with following procedure: 1. cut of screw M5x15 2. drill a hole Ø 6 3. from lower side insert the screw M6x20 and screw up the handle of lid 83366				
	83366 TS-1369/2	HANDLE OF LID colour: black		
MODIFICATION REALIZED: MARCH 2006 - contactor 73101 is completely replaced with contactor 73112				
	73112 TS-1521	CONTACTOR DIL M7-10 voltage: 230 V		

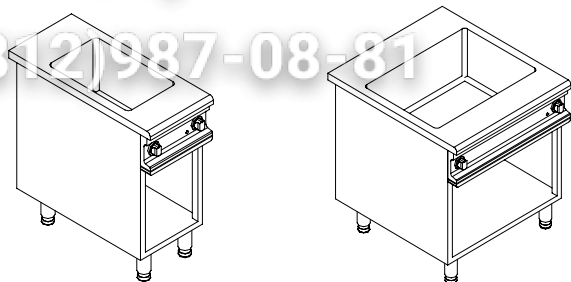

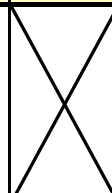









CODE	TYPE	DRAWING		
38353	EF-9/14M			
38354	EF-9/28M			
SPARE PARTS	CODE DRAW.No.	DESCRIPTION	REF.	REMARK
	72439 TS-1363	MAGNETIC SWITCH power: 100 W el. current I:100 mA U=1000 V type: RP 86 85 700 EF		
	72076 TS-1381	HEATING ELEMENT power: 3700W voltage: 230V dim.: 385x80 mm		
	73458 TS-1087	SWITCH ON-OFF el. load: 32A/250V-25A/400V poles: 4		
	72553 TS-1364	THERMOSTAT operating temp.: 40-185°C el. load: 16 (4)A/380V pole: 1 capillary: L=1580mm		
	73101 TS-1019	CONTACTOR DIL OOM-10 voltage: 230V rated current: 20A		replaced with contactor 73112
	72577 TS-1365	SAFETY - THERMOSTAT temperature limit: 228°C el. load: 20 (4)A/380V poles: 3 capillary: L=2210mm		
	76577 TS-1096/2	LENS FOR PILOT LIGHT colour: yellow		



electric fryers - spare parts

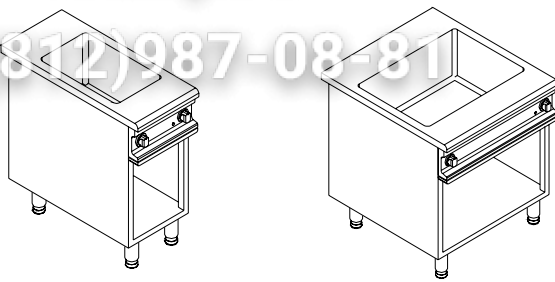









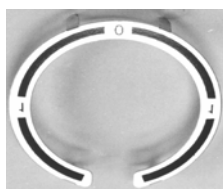

SPARE PARTS	CODE DRAW.No.	DESCRIPTION vsezip.ru	REF.	REMARK
	42340 TS-0438/4	DRAIN VALVE 3/4" +7(812)987-08-81		
	38442 2568.1.020	MAGNET WITH SCREW dim.: Ø 20x7 mm thread: M5 for end switch		
	45613 TS-1080	MAGNET dim.: Ø 22 mm thread: M5 for cabinet door		
	46201 TS-1155/2	SCALE LABEL FOR BUTTON OF MAIN SWITCH		
	46208 TS-1155/9	SCALE LABEL FOR BUTTON EF		
	38438 2568.2.016	LIFTING LEVER FOR HEATERS dim.: Ø 6x342 mm		
	83366 TS-1369/2	HANDLE OF LID colour: black		
	25352 111.2.351	SUPPORT OF MAGNET		
	27163 111.1.555	HINGE OF THE DOOR - JOINT 1.		
	27166 111.1.558	HINGE OF THE DOOR - JOINT 2.		

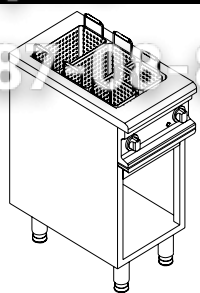


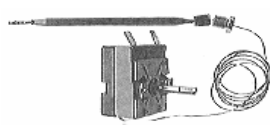







SPARE PARTS	CODE DRAW.No.	DESCRIPTION vsezip.ru	REF.	REMARK
	<p>27830 111.1.577</p>	<p>WINGING DOOR +7(812)987-08-81</p>		
<p>MODIFICATION REALIZED: MARCH 2006 - contactor 73101 is completely replaced with contactor 73112</p>				
	<p>73112 TS-1521</p>	<p>CONTACTOR DIL M7-10 voltage: 230 V</p>		









electric fryers - spare parts

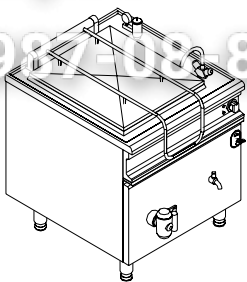




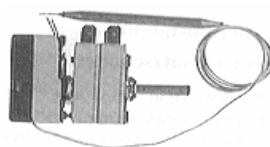








CODE	TYPE	DRAWING		
20811	EVK-49/B			
24967	EVK-9/B			
SPARE PARTS	CODE DRAW.No.	DESCRIPTION	REF.	REMARK
	72250 TS-0641/1	HEATING ELEMENT power: 1500W voltage: 230V dim.: 162x170mm		replaced with heating element 72244
	72497 TS-1099	THERMOSTAT operating temp.: 30-85°C el. load: 16 (4)A/380V pole: 1 capillary: L=1400mm		
	76577 TS-1096/2	LENS FOR PILOT LIGHT colour: yellow		
	73457 TS-1083	SWITCH ON-OFF el. load: 16A/250V-10A/380V poles: 2		
	42340 TS-0438/4	DRAIN VALVE 3/4"		
	46201 TS-1155/2	SCALE LABEL FOR BUTTON OF MAIN SWITCH		
	46209 TS-1155/10	SCALE LABEL FOR BUTTON EVK		

SPARE PARTS	CODE DRAW.No.	DESCRIPTION vsezip.ru	REF.	REMARK
MODIFICATION WILL BE REALIZED: DECEMBER 2006 - heating element 72250 is completely replaceable with heating element 72244 +7(812)987-08-81				
	72244 TS-1485	HEATING ELEMENT power: 1500 W voltage: 230 V		












CODE	TYPE	DRAWING		
29480	EVK-49/S			
29481	EVK-9/S			
SPARE PARTS	CODE DRAW.No.	DESCRIPTION	REF.	REMARK
	72095 TS-1201	ADHESIVE HEATER power: 1000W voltage: 230V dim.: 400x290 mm		
	72566 TS-1212	THERMOSTAT operating temp.: 30-93°C el. load: 16 (4)A/380V pole: 1 capillary: L=1580mm		
	76577 TS-1096/2	LENS FOR PILOT LIGHT colour: yellow		
	73457 TS-1083	SWITCH ON-OFF el. load: 16A/250V-10A/380V poles: 2		
	21821 TS-1122	"O" RING dim.: $\varnothing 28 \times \varnothing 2,5$ material: rubber		
	46201 TS-1155/2	SCALE LABEL FOR BUTTON OF MAIN SWITCH		
	46210 TS-1155/11	SCALE LABEL FOR BUTTON EVK		

CODE	TYPE	DRAWING		
38835	EKT-49/P			
SPARE PARTS	CODE DRAW.No.	DESCRIPTION	REF.	REMARK
	72250 TS-0641/1	HEATING ELEMENT power: 1500W voltage: 230V dim.: 162x170mm		replaced with heating element 72244
	72497 TS-1099	THERMOSTAT operating temp.: 30-85°C el. load: 16 (4)A/380V pole: 1 capillary: L=1400mm		replaced with thermostat 72555
	76577 TS-1096/2	LENS FOR PILOT LIGHT colour: yellow		
	73457 TS-1083	SWITCH ON-OFF el. load: 16A/250V-10A/380V poles: 2		
	42340 TS-0438/4	DRAIN VALVE 3/4"		
	46201 TS-1155/2	SCALE LABEL FOR BUTTON OF MAIN SWITCH		
	46213 TS-1155/12	SCALE LABEL FOR BUTTON EKT		



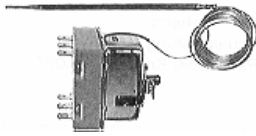



SPARE PARTS	CODE DRAW.No.	DESCRIPTION	REF.	REMARK
	73101 TS-1019	KONTAKTOR DIL COM nap.: 230 V nazivni tok: 20 A		replaced with contactor 73112
MODIFICATION REALIZED: SEPTEMBER 2005 - heating element 72250 is completely replaced with heating element 72244 - termostat 72497 is completely replaced with termostat 72555				
	72244 TS-1485	HEATING ELEMENT power: 1500 W voltage: 230 V		
	72555 TS-0745	TERMOSTAT operating temp.: 30-100°C el. load: 16 (4)A/380V pole: 1 capillary: L=1400mm		
MODIFICATION REALIZED: MARCH 2006 - contactor 73101 is completely replaced with contactor 73112				
	73112 TS-1521	CONTACTOR DIL M7-10 voltage: 230 V		

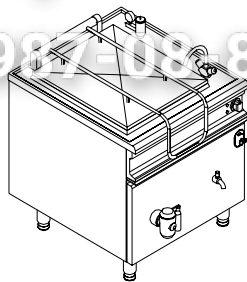




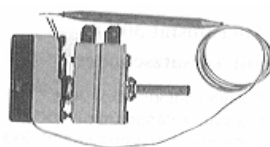

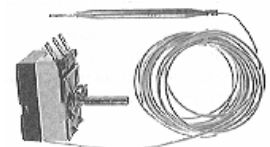






CODE	TYPE	DRAWING		
20809	EK-9/100			
SPARE PARTS	CODE DRAW.No.	DESCRIPTION	REF.	REMARK
	72218 TS-0685	HEATING ELEMENT power: 4800 W voltage: 230V dim.: 600mm thread: R1 1/2"		
	72077 TS-0543	HEATING ELEMENT power: 600W voltage: 230V dim.: 282x33,5mm		
	72550 TS-0546	THERMOSTAT WITH SWITCH operating temp.: 60-120°C el. load: 16 (4)A/380V poles: 3 capillary: L=860mm		
	72565 TS-1171	THERMOSTAT temperature limit: 125°C el. load: 16(2,6)A/250V exchanged pole capillary: L=830mm		
	76577 TS-1096/2	LENS FOR PILOT LIGHT colour: yellow		
	76576 TS-1096/1	LENS FOR PILOT LIGHT colour: red		
	42030 TS-0560	MIXING WATER PIPE		

electric boiling pan - spare parts










SPARE PARTS	CODE DRAW.No.	DESCRIPTION vsezip.ru	REF.	REMARK
	42230 TS-0147	DRAIN VALVE - TLOS 2" +7(812)987-08-81		
	42234 TS-0666/1	CONTROL DRAIN VALVE 1/2"		
	42331 TS-0537/3	BALL VALVE 1/2"		
	73102 TS-1239	CONTACTOR DIL 00 AM voltage: 600V rated current: 25A		
	43006 TS-1057	SAFETY ARMATURE pressure: 0,33bar		
	45630 TS-0062	MANOMETER 1/4" operating range: 0-0,6 bar		
	46206 TS-1155/7	SCALE LABEL FOR BUTTON EK		
	47578 101.2.282	SPRING dim.: \varnothing 34X155 mm		
	82890 TS-0607	TEFLON WASHER FOR HEATING ELEMENT dim.: \varnothing 58/ \varnothing 46 mm		
	43401 TS-1128	FLEXIBLE HOSE dim.: R3/8"- \varnothing 10X375mm		








electric boiling pan - spare parts

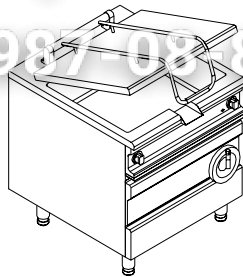










SPARE PARTS	CODE DRAW.No.	DESCRIPTION vsezip.ru	REF.	REMARK
	43403 TS-1149/1	FLEXIBLE HOSE dim.: Ø 10 - Ø 16 x 550 mm		
	43405 TS-1283	FLEXIBLE HOSE dim.: R1/2" - R1/2" x 900 mm		
	72576 TS-1172	SAFETY-THERMOSTAT temperature limit: 125°C el. load: 16(4)A 400V poles: 3 capillary: L=750 mm		
MODIFICATION REALIZED: MARCH 2006 - contactor 73101 is completely replaceable with contactor 73112				
	73112 TS-1521	CONTACTOR DIL M7-10 voltage: 230 V 50 Hz		







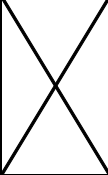







CODE	TYPE	DRAWING		
24726	EK-9/150			
27278	EK-9/200			
24729	EK-9/300			
SPARE PARTS	CODE DRAW.No.	DESCRIPTION	REF.	REMARK
	72230 TS-0535	HEATING ELEMENT power: 6000W voltage: 230V dim.: 600mm thread: R1 1/2"		
	72077 TS-0543	HEATING ELEMENT power: 600W voltage: 230V dim.: 282x33,5mm		
	72550 TS-0546	THERMOSTAT WITH SWITCH operating temp.: 60-120°C el. load: 16 (4)A/380V poles: 3 capillary: L=860mm		
	72565 TS-1171	THERMOSTAT temperature limit: 125°C el. load: 16(2,6)A/250V exchanged pole capillary: L=830mm		
	76577 TS-1096/2	LENS FOR PILOT LIGHT colour: yellow		
	76576 TS-1096/1	LENS FOR PILOT LIGHT colour: red		
	42030 TS-0560	MIXING WATER PIPE		

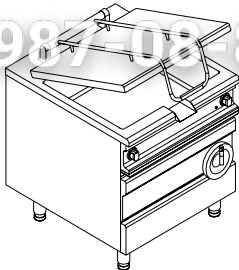




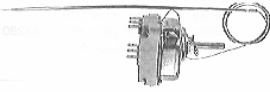





electric boiling pan - spare parts










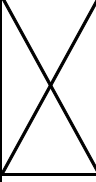



SPARE PARTS	CODE DRAW.No.	DESCRIPTION vsezip.ru	REF.	REMARK
	42230 TS-0147	DRAIN VALVE -TLOS 2" +7(812)987-08-81		
	42234 TS-0666/1	CONTROL DRAIN VALVE 1/2"		
	42331 TS-0537/3	BALL VALVE 1/2"		
	73102 TS-1239	CONTACTOR DIL 00 AM - for EK-9/200 and EK-9/300 voltage: 600V rated current: 25A	X	replaced with contactor 73112
	73112 TS-1521	CONTACTOR DIL M7-10 - for EK-9/150 voltage: 600V		
	43006 TS-1057	SAFETY ARMATURE pressure: 0,33 bar		
	45630 TS-0062	MANOMETER 1/4" operating range: 0-0,6 bar		
	46206 TS-1155/7	SCALE LABEL FOR BUTTON EK		
	47578 TS-1499	SPRING for EK-9/150 dim.: Ø 34 X 155 mm		
	47590 TS-1500	SPRING for EK-9/150 dim.: Ø 34 X 155 mm		
	82890 TS-0607	TEFLON WASHER FOR HEATING ELEMENT dim.: Ø 58 x Ø 46 mm		

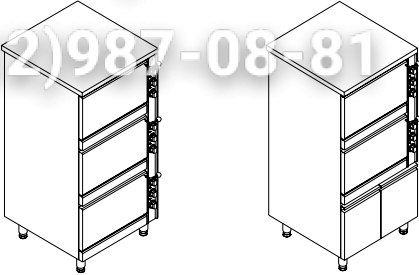
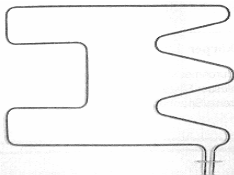

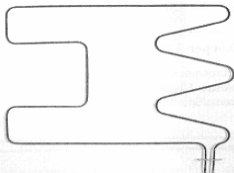







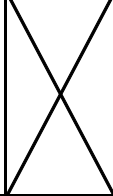


SPARE PARTS	CODE DRAW.No.	DESCRIPTION vsezip.ru	REF.	REMARK
	43401 TS-1128	FLEXIBLE HOSE dim.: R3/8" - Ø 10X375 mm		
	43403 TS-1149/1	FLEXIBLE HOSE dim.: Ø 10 - Ø 10X530 mm		
	43405 TS-1283	FLEXIBLE HOSE dim.: R1/2" - R1/2" x 900 mm		
	72576 TS-1172	SAFETY - THERMOSTAT temperature limit: 125°C el. load: 16(4)A 400V poles: 3 capillary: L=750mm		
MODIFICATION REALIZED: MARCH 2006 - contactor 73102 is completely replaceable with contactor 73112				
	73112 TS-1521	CONTACTOR DIL M7-10 voltage: 230 V 50 Hz		

CODE	TYPE	DRAWING		
20810	EKP-9/65			
SPARE PARTS	CODE DRAW.No.	DESCRIPTION	REF.	REMARK
	72040 TS-1050	HEATING ELEMENT power: 700W voltage: 230V dim.: 460 x 26,5mm		
	73457 TS-1083	SWITCH ON-OFF el. load: 16A/250V-10A/380V poles: 2		
	72487 TS-1044	THERMOSTAT operating temp.: 50-29°C el. load: 16(2,6)A/380V poles: 1 capillary: L=830mm		
	06368 337.2.029	NUT OF SPINDLE thread: Tr 25x6		
	24178 108.1.775	HANDWHEEL WITH FLEXIBLE HANDLE		
	36738	FLEXIBLE HANDLE FOR HANDWHEEL dim.: Ø 200 mm		
	47578 101.2.282	SPRING dim.: Ø 34 X 155 mm		





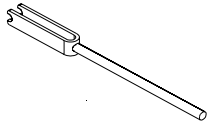
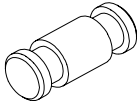



SPARE PARTS	CODE DRAW.No.	DESCRIPTION vsezip.ru	REF.	REMARK
	76577 TS-1096/2	LENS FOR PILOT LIGHT colour: yellow +7(812)987-08-81		
	46201 TS-1155/2	SCALE LABEL FOR BUTTON OF MAIN SWITCH		
	46205 TS-1155/6	SCALE LABEL FOR BUTTON EKP		
	47616 TS-0938	FLEXIBLE JOIN FOR TILTING MECHANISM thread: M 14x1		
	47579 601.2.091	SPRING dim.: \varnothing 40X280 mm		replaced with spring 47572
BY THE EXECUTION WITH CONTACTOR INTRODUCED IN JANUARY 2000				
	73457 TS-1083	SWITCH ON-OFF el. load: 16A/250V-10A/380V poles: 2		
	73101 TS-1019	CONTACTOR DIL OOM voltage: 230V rated current: 20A		
	73476 TS-1217	SWITCH ON-OFF el. load: 16(4)A 380V poles: 1		
	47572 TS-1410	SPRING dim.: \varnothing 5,5 x \varnothing 53x220 mm		

CODE	TYPE	DRAWING		
30730	EKP-9/80			
SPARE PARTS	CODE DRAW.No.	DESCRIPTION	REF.	REMARK
	72040 TS-1050	HEATING ELEMENT power: 700W voltage.: 230V dim.: 460x26,5mm		
	73457 TS-1083	SWITCH ON-OFF el. load 16A/250V-10A/380V poles: 2		
	72487 TS-1044	THERMOSTAT operating temp.: 50-290°C el. load: 16 (2,6)A/380V poles: 1 capillary: L=830mm		
	06368 337.2.029	NUT OF SPINDLE thread: Tr 25x6		
	24178 108.1.775	HANDWHEEL WITH FLEXIBLE HANDLE		
	36738	FLEXIBLE HANDLE for HANDWHEEL		
	47578 TS-1499	SPRING dim.: Ø 34x157 mm -1		




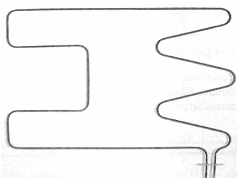

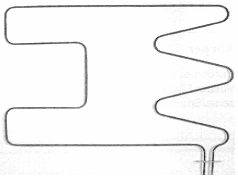




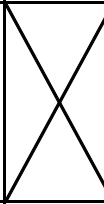




SPARE PARTS	CODE DRAW.No.	DESCRIPTION vsezip.ru	REF.	REMARK
	76577 TS-1096/2	LENS FOR PILOT LIGHT colour: yellow		
	46201 TS-1155/2	SCALE LABEL FOR BUTTON OF MAIN SWITCH		
	46205 TS-1155/6	SCALE LABEL FOR BUTTON EKP		
	47616 TS-0938	FLEXIBLE JOIN FOR TILTING MECHANISM		
	47572 TS-1410	SPRING dim.: $\varnothing 5,5 \times \varnothing 53 \times 220$ mm		
	73457 TS-1083	SWITCH ON-OFF el. load: 16A/250V-10A/380V poles: 2		
	73101 TS-1019	CONTACTOR DIL OOM voltage: 230V rated current: 20A		replaced with contactor 73112
	73476 TS-1217	SWITCH ON-OFF el. load: 16(4)A 380V poles: 1		
MODIFICATION REALIZED: MARCH 2006 - contactor 73101 is completely replaced with contactor 73112				
	73112 TS-1521	CONTACTOR DIL M7-10 voltage: 230 V		

CODE	TYPE	DRAWING		
22922	KSP-3			
24056	KSP-2			
SPARE PARTS	CODE DRAW.No.	DESCRIPTION	REF.	REMARK
	72151 TS-1082	HEATING ELEMENT power: 3400W voltage: 230V dim.: 605x504mm		
	72150 TS-0160	HEATING ELEMENT power: 2500W voltage: 230V dim.: 605x504mm		
	72487 TS-1044	THERMOSTAT operating temp.: 50-290°C el. load: 16 (2,6)A/380V pole.: 1 capillary: L=830mm		
	72583 TS-1074	SAFETY - THERMOSTAT temperature limit: 360°C el. load: 20 (4)A/380V poles: 3 capillary: L=1490mm		
	82801	GASKET FOR OVEN'S DOOR L=1,2 m		
	73454 TS-1011	SWITCH ON-OFF el. load: 16A/250V-10A/380V poles: 4		replaced with switch on-off 73440
	76577 TS-1096/2	LENS FOR PILOT LIGHT colour: yellow		






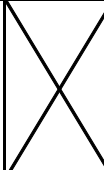
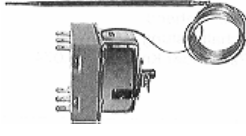









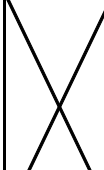
2 and 3-level electric oven - spare parts

SPARE PARTS	CODE DRAW.No.	DESCRIPTION vsezip.ru	REF.	REMARK
	46201 TS-1155/2	SCALE LABEL FOR BUTTON OF MAIN SWITCH		
	46205 TS-1155/6	SCALE LABEL FOR BUTTON ES/1		
	83490 TS-0151/3	DOOR BALL HANDLE dim.: Ø 40mm	X	completely replaced with door ball handle 83714 with 83716 is not replaceable
	47576 102.2.077	SPRING dim.: Ø 18 X 125mm		
	08117 102.1.069	FORK FOR DOOR		
	08102 102.2.073	BOLT OF FORK		
1. MODIFICATION REALIZED: NOVEMBER 2003 handle of lid code 83490 (M8) is completely replaceable with handle of lid code 83714 (M8)				
2. MODIFICATION REALIZED: MARCH 2004 introduce is new handle of lid code 83716 (M10), old handle of lid code 83714 (M8) <i>IS NOT REPLACEABLE</i> with new handle of lid				
	83714 83716 83717	HANDLE OF LID colour: blue TS-1366 - M8 colour: blue TS-1415/1 - M10 colour: black TS-1415/2 - M10		
MODIFICATION REALIZED: MARCH 2006 - switch on-off 73454 is completely replaceable with switch on-off 73440				
	73440 TS-1519	SWITCH FOR THERMOSTAT el. load: 16A/250V-10A/380V		



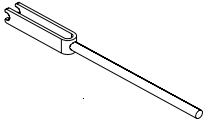
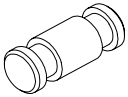





2 and 3-level electric oven - spare parts

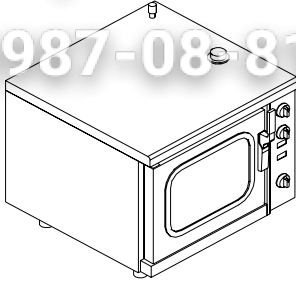
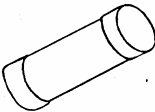
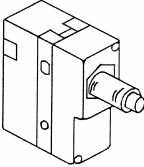
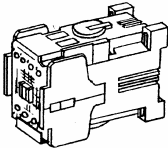
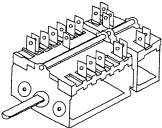
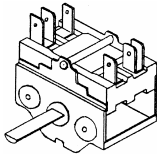


CODE	TYPE	DRAWING		
29484	KSP-2K			
29475	KSP-3K			
SPARE PARTS	CODE DRAW.No.	DESCRIPTION	REF.	REMARK
	72082 TS-0825	HEATING ELEMENT power: 2200W voltage: 230V dim.: 249,5x198mm		
	72152 TS-0160/2	HEATING ELEMENT power: 1000W voltage: 230V dim.: 605x500 mm		
	72151 TS-1082	HEATING ELEMENT power: 3400W voltage: 230V dim.: 605x500 mm		
	72519 TS-1030	THERMOSTAT operating temp.: 50-300°C el. load: 16 (4)A/380V poles: 3 capillary: L= 1590 mm		
	73455 TS-1054	SWITCH FOR THERMOSTAT el. load: 16A/250V-10A/380V poles: 4		replaced with switch for thermostat 73441
	73449 TS-0875	SWITCH el. load: 16A/250V-10A/380V poles: 4 positions: 4		
	73408 TS-1065	TIMER el. load: 16A/250V-10A/380V operating time: 0-120min.		

2 and 3-level el. conv. oven - spare parts


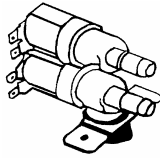
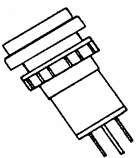
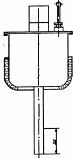

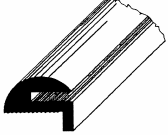
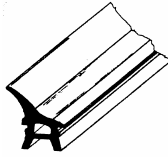
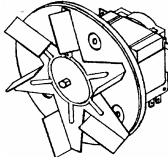
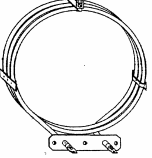
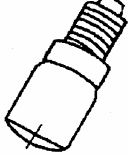
SPARE PARTS	CODE DRAW.No.	DESCRIPTION vsezip.ru	REF.	REMARK
	73478 TS-0474	END SWITCH el. load: 250V, 16A-380V, 10A poles: 2		
	36990 113.1.040	VENTILATOR WITH MOTOR voltage: 230V		
	73101 TS-1019	CONTACTOR DIL OO M voltage: 600V rated current: 20 A		replaced with contactor 73112
	72583 TS-1074	SAFETY-THERMOSTAT temperature limit: 360°C el. load: 20 (4)A/380V poles: 3 capillary: L= 1490 mm		
	76577 TS-1096/2	LENS FOR PILOT LIGHT colour: yellow		
	76578 TS-1096/3	LENS FOR PILOT LIGHT colour: green		
	46202 TS-1155/3	SCALE LABEL FOR BUTTON ES/K		
	46205 TS-1155/6	SCALE LABEL FOR BUTTON ES/1		
	46207 TS-1155/8	SCALE LABEL FOR BUTTON ES/K		
	83490 TS-0151/3	DOOR BALL HANDLE dim.: Ø 40 mm		completely replaced with door ball handle 83714 with 83716 is not replaceable

2 and 3-level el. conv. oven - spare parts

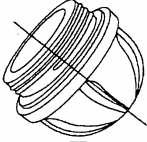
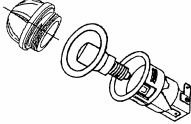
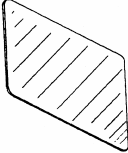

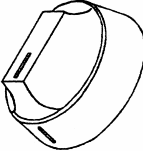

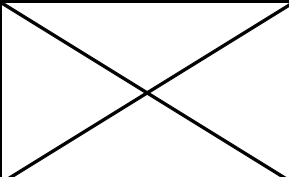
SPARE PARTS	CODE DRAW.No.	DESCRIPTION vsezip.ru	REF.	REMARK
	47576 102.2.077	SPRING dim. $\varnothing 13 \times 125 \text{ mm}$		
	82801	GASKET FOR OVEN'S DOOR L= 1,2 m		
	08117 102.1.069	FORK FOR DOOR		
	08102 102.2.073	BOLT OF FORK		
1. MODIFICATION REALIZED: NOVEMBER 2003 handle of lid code 83490 (M8) is completely replaceable with handle of lid code 83714 (M8)				
2. MODIFICATION REALIZED: MARCH 2004 introduc is new handle of lid code 83716 (M10), old handle of lid code 83714 (M8) IS NOT REPLACEABLE with new handle of lid				
	83714 83716 83717	HANDLE OF LID colour: blue TS-1366 - M8 colour: blue TS-1415/1 - M10 colour: black TS-1415/2 - M10		
MODIFICATION REALIZED: MARCH 2006 - switch of thermostat 73455 is completely replaceable with switch of thermostat 73441 - contactor 73101 is completely replaceable with contactor 73112				
	73441 TS-1520	SWITCH FOR THERMOSTAT el. load: 16A/250V-10A/380V		
	73112 TS-1521	CONTACTOR DIL M7-10 voltage: 230V 50Hz		






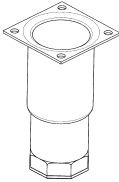
CODE	TYPE	DRAWING		
34752	EKM-4			
SPARE PARTS	CODE DRAW.No.	DESCRIPTION	REF.	REMARK
	37348 EMFU003A	FUSE 3,15 A dim.: 5x20 mm		
	37349 EMMS1600	DOOR MICROSWITCH		
	37350 EMCNAH25	CONTACTOR		
	37351 EMIGSNMX	STEAM SELECTOR		
	37352 EMIG1600	MAIN SWITCH		
	37353 ELSC006T	ELECTRONIC FORM		
	37354 EMSONDAT	ELECTRONIC TERM. PROBE		

steam convection oven - spare parts

SPARE PARTS	CODE DRAW.No.	DESCRIPTION vsezip.ru	REF.	REMARK
	MCTPRG04	ADJUSTABLE LEG +7(812)987-08-81		
	EMUA2RPE	SOLENOID		
	37355 EMLSAHRO	WARNING LIGHT		
	37356 EMGVBKW2	STEAM BOILER		
	CSR60902	SYLICONE FOR DOOR SEAL		
	MCGV0002	RULED GLASS SEAL		
	37361 37362	DOOR SEAL - horizontal (MCGPN004/V) - vertical (MCGPN004/N)		
	37357 EMMVR150	ELECTRO-FAN		
	37358 EMRSB030	HEATING ELEMENT 3kW		
	37359 EMPLLAHO	BULB 15W		

steam convection oven - spare parts

SPARE PARTS	CODE DRAW.No.	DESCRIPTION vsezip.ru	REF.	REMARK
	EMPLG800	BULB GLASS PROTECTION +7(812)987-08-81		
	EMPLP800	BULB SOCKET (complete)		
	MCVE03MX	DOOR GLASS		
	MCCHIN04	FERMOD HANDLE		
	37360 MCMAOMOT	BUTTON		
	EMMR1224	TERMINAL BLOCK pol.: 6		
	37362	PRINTED CIRCUIT BOARD WITH RELAYS (PCB)		

SPARE PARTS	CODE DRAW.No.	DESCRIPTION	REF.	REMARK
	83337 83338 83339 83353	BUTTON FOR EL. SWITCH colour: blue - TS-1156/1 colour: red - TS-1156/2 colour: black - TS-1156/3 colour: dark blue - TS-1156/4		
	45866 TS-1063	ADJUSTABLE LEG dim.: 150-200mm	X	replaced with adjustable leg 45868
	47582 280.2.118	SPRING OF BUTTON dim.: 15x7mm		
	76575 TS-1093	PILOT LIGHT type: SL-656 BB voltage: 250V		
MODIFICATION REALIZED: FEBRUARY/MARCH 2002 - adjustable leg 45866 is replaced with adjustable leg with flange 45868				
	45868 TS-1268	ADJUSTABLE LEG WITH FLANGE dim. 70x70x125-170		

Зип Общепит

vsezip.ru

+7(812)987-08-81

ranges

fry-tops

fryers

boiling pans for cooking

tilting pans

KOGAST 900 - gas

KOVINASTROJ GASTRONOM TOVARNA
GOSTINSKE OPREME d.d., GROSUPLJE

Adamičeva cesta 36

SI-1290 Grosuplje




















tel: +386 (0)1 /78 66 300

fax: +386 (0)1 /78 66 320

CODE	TYPE	DRAWING		
20812	PS-29/P			
20813	PS-49/P			
20815	PS-69/P			
SPARE PARTS	CODE DRAW.No.	DESCRIPTION	REF.	REMARK
	13233 108.2.172	PILOT BURNER		
	47030 TS-1130/1	THERMOELEMENT L= 600 mm thread: M 9x1		
	47031 TS-1130/2	THERMOELEMENT L= 850 mm thread: M 9x1		
	20037 108.2.448	NOZZLE 110 - G30/G31 thread: M 11x1 G30/G31 - burner: 5,5 kW		
	25415 111.2.057	NOZZLE 165 - G20 thread: M 11x1 G20 - burner: 5,5 kW		
	25416 111.2.058	NOZZLE 135 - G20 thread: M 11x1 G20 - burner: 3,5 kW		
	20034 108.2.445	NOZZLE 090 - G30/G31 thread: M 11x1 G30/G31 - burner: 3,5 kW		
	42142 TS-0783	GAS REGULATING VALVE 21S/B		

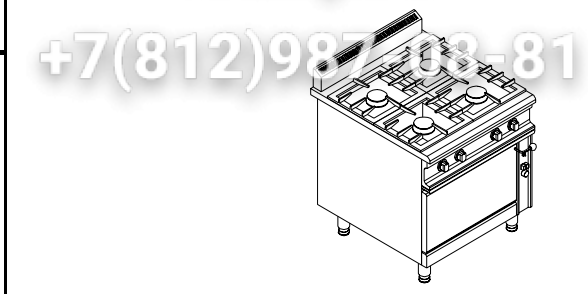






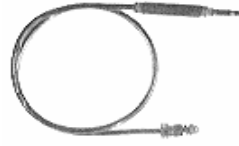









* G20= natural gas

* G30/G31= L.P.G.





















SPARE PARTS	CODE DRAW.No.	DESCRIPTION vsezip.ru	REF.	REMARK
	13247 108.2.189	SUPPORT FOR COVER 80 +7(812)987-08-81		
	16337 108.2.196	SUPPORT FOR COVER 100		
	83341 83342 83343 83354	BUTTON FOR GAS VALVE colour: blue - TS-1157/1 colour: red - TS-1157/2 colour: black - TS-1157/3 colour: dark blue - TS-1157/4		
	10406 108.2.165	REGULATOR OF PRIMARY AIR 80		
	10408 108.2.167	REGULATOR OF PRIMARY AIR 100		
	20030 108.2.441	COVER OF BURNER 80		
	20031 108.2.442	COVER OF BURNER 100		
	13248 108.2.190	VENTURI TUBE 80		
	15333 3015.1.004	VENTURI TUBE 100		
	08326 108.2.002	CAST IRON BURNER GRID dim.: 398x353 mm		

gas ranges - spare parts

SPARE PARTS	CODE DRAW.No.	DESCRIPTION vsezip.ru	REF.	REMARK
	46203 TS-1155/4	SCALE LABEL FOR BUTTON PS +7(812)987-08-81		

















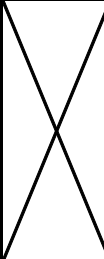

CODE	TYPE	DRAWING		
20814	PS-49/1			
SPARE PARTS	CODE DRAW.No.	DESCRIPTION	REF.	REMARK
	13233 108.2.172	PILOT BURNER		
	47030 TS-1130/1	THERMOELEMENT L= 600 mm thread: M 9x1		
	47032 TS-1130/3	THERMOELEMENT L= 1200 mm without thread		
	47031 TS-1130/2	THERMOELEMENT L= 850 mm thread: M9x1		
	25415 111.2.057	NOZZLE 165 - G20 thread: M 11x1 G20 - burner: 5,5 kW		
	25416 111.2.058	NOZZLE 135 - G20 thread: M 11x1 G20 - burner: 3,5 kW		
	20046 108.2.457	NOZZLE 150 - G30/G31 thread: M 11x1 G30/G31 - oven		
	20034 108.2.445	NOZZLE 090 - G30 thread: M 11x1 G30/G31 - burner: 3,5kW		

* G20= natural gas * G30/G31= L.P.G.




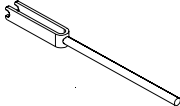
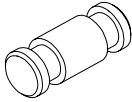

SPARE PARTS	CODE DRAW.No.	DESCRIPTION vsezip.ru	REF.	REMARK
	20042 108.2.453	NOZZLE 210 - G20 thread: M 11x1 G20 - oven		
	20037 108.2.448	NOZZLE 110 - G30/G31 thread: M 11x1 G30/G31 - burner: 5,5 kW		
	13247 108.2.189	SUPPORT FOR COVER 80		
	16337 108.2.196	SUPPORT FOR COVER 100		
	10406 108.2.165	REGULATOR OF PRIMARY AIR 80		
	10408 108.2.167	REGULATOR OF PRIMARY AIR 100		
	13248 108.2.190	VENTURI TUBE 80		
	15333 3015.1.004	VENTURI TUBE 100		
	20030 108.2.441	COVER OF BURNER 80		
	20031 108.2.442	COVER OF BURNER 100		
	46203 TS-1155/4	SCALE LABEL FOR BUTTON PS		

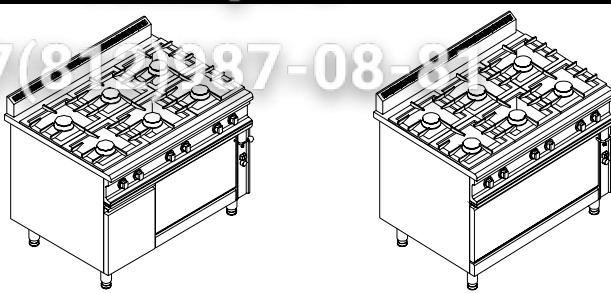
















* G20= natural gas * G30/G31= L.P.G.

gas range - spare parts

SPARE PARTS	CODE DRAW.No.	DESCRIPTION vsezip.ru	REF.	REMARK
	08326 108.2.002	CAST IRON BURNER GRID dim.: 398,353 mm		
	42142 TS-0783	GAS REGULATING VALVE 21S/B		
	83341 83342 83343 83354	BUTTON FOR GAS VALVE colour: blue - TS-1157/1 colour: red - TS-1157/2 colour: black - TS-1157/3 colour: dark blue - TS-1157/4		
	44432 TS-1007	BURNER power: 8,6 kW		
	44820 TS-0636	PLUG OF PIEZZO IGNITOR		
	47477 TS-0570/2	CABLE OF PIEZZO PLUG L= 1000 mm		
	46328 TS-0567	PIEZZO IGNITOR		
	46241 TS-0552	PILOT BURNER		
	83490 TS-0151/3	DOOR BALL HANDLE dim.: Ø 40 mm		completely replaced with door ball handle 83714 with 83716 is not replaceable
	47576 102.2.077	SPRING dim.: Ø 18x125 mm		


gas range - spare parts

SPARE PARTS	CODE DRAW.No.	DESCRIPTION vsezip.ru	REF.	REMARK
	82801	GASKET FOR OVEN'S DOOR L= 1,2 m +7(812)987-08-81		
	46441 TS-0544/2	THERMOREGULATOR - MINISIT operating temp.: 100-340°C		
	08117 102.1.069	FORK FOR DOOR		
	08102 102.2.073	BOLT OF FORK		
<p>1. MODIFICATION REALIZED: NOVEMBER 2003 handle of lid code 83490 (M8) is completely replaced with handle of lid code 83714 (M8)</p> <p>2. MODIFICATION REALIZED: MARCH 2004 introduce is new handle of lid code 83716 (M10), old handle of lid code 83714 (M8) IS NOT REPLACED with new handle of lid</p>				
	83714 83716 83717	HANDLE OF LID colour: blue TS-1366 - M8 colour: blue TS-1415/1 - M10 colour: black TS-1415/2 - M10		


















CODE	TYPE	DRAWING		
20816	PS-69/1-0			
39576	PS-69/1A			
SPARE PARTS	CODE DRAW.No.	DESCRIPTION	REF.	REMARK
	47030 TS-1130/1	THERMOELEMENT L= 600 mm thread: M 9x1		
	47031 TS-1130/2	THERMOELEMENT L= 850 mm thread: M 9x1		
	47032 TS-1130/3	THERMOELEMENT L= 1200 mm without thread		
	20037 108.2.448	NOZZLE 110 - G30/G31 thread: M 11x1 G30/G31 - burner: 5,5kW		
	25415 111.2.057	NOZZLE 165 thread: M 11x1 G20 - burner: 5,5 kW G30/G31- just for oven PS-69/1A		
	25416 111.2.058	NOZZLE 135 - G20 thread: M 11x1 G20 - burner: 3,5 kW		
	20046 108.2.457	NOZZLE 150 - G30/G31 thread: M 11x1 G30/G31 - just for PS-69/1-0		
	20034 108.2.445	NOZZLE 090 - G30/G31 thread: M 11x1 G30/G31 - burner: 3,5kW		

* G20= natural gas * G30/G31= L.P.G.




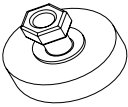




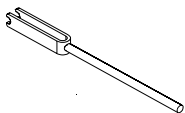
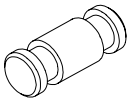
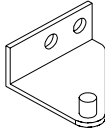
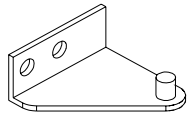
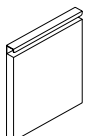
gas range - spare parts


SPARE PARTS	CODE DRAW.No.	DESCRIPTION vsezip.ru	REF.	REMARK
	20042 108.2.453	NOZZLE 210 - G20 thread: M 11x1 G20 - just for PS-69/1A		
	20047 108.2.458	NOZZLE 230- G20 just for PS-69/1A thread: M 11x1 G20 - oven		
	13247 108.2.189	SUPPORT FOR COVER 80		
	16337 108.2.196	SUPPORT FOR COVER 100		
	10406 108.2.165	REGULATOR OF PRIMARY AIR 80		
	10408 108.2.167	REGULATOR OF PRIMARY AIR 100		
	46441 TS-0544/2	THERMOREGULATOR -MINISIT operating temp.: 100-340°C		
	13248 108.2.190	VENTURI TUBE 80		
	15333 3015.1.004	VENTURI TUBE 100		
	20030 108.2.441	COVER OF BURNER 80		
	20031 108.2.442	COVER OF BURNER 100		

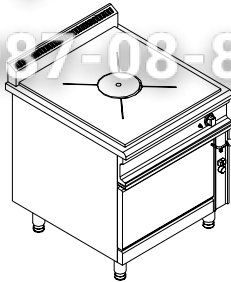
















* G20= natural gas * G30/G31= L.P.G.

SPARE PARTS	CODE DRAW.No.	DESCRIPTION vsezip.ru	REF.	REMARK
	20031 108.2.442	COVER OF BURNER 100 +7(812)987-08-81		
	46203 TS-1155/4	SCALE LABEL FOR BUTTON PS		
	08326 108.2.002	CAST IRON BURNER GRID dim.: 398x353mm		
	42142 TS-0783	GAS REGULATING VALVE 21S/B		
	83341 83342 83343 83354	BUTTON FOR GAS VALVE colour: blue - TS-1157/1 colour: red - TS-1157/2 colour: black - TS-1157/3 colour: dark blue - TS-1157/4		
	44432 44404	BURNER of OVEN power: 8,6 kW (TS-1007) for PS-69/1-0 power: 10 kW (TS-1462) for PS-69/1A		
	44820 TS-0636	PLUG OF PIEZZO IGNITOR		
	47477 TS-0570/2	CABLE OF PIEZZO PLUG L= 1000 mm		
	46328 TS-0567	PIEZZO IGNITOR		
	82801	GASKET FOR OVEN'S DOOR L= 1,2 m		

gas range - spare parts















SPARE PARTS	CODE DRAW.No.	DESCRIPTION vsezip.ru	REF.	REMARK
	83490 TS-0151/3	DOOR BALL HANDLE dim.: Ø 40 mm		completely replaced with door ball handle 83714 with 83716 is not replaceable
	47576 102.2.077	SPRING dim.: Ø 18x125 mm		
	45613 TS-1080	MAGNET FOR CABINET DOOR dim.: Ø 22 mm thread: M5		
	13233 108.2.172	PILOT BURNER		
	46241 TS-0552	PILOT BURNER		
	08117 102.1.069	FORK FOR DOOR		
	08102 102.2.073	BOLT OF FORK		
	27163 111.1.555	HINGE OF THE DOOR - JOINT 1.		
	27166 111.1.558	HINGE OF THE DOOR - JOINT 2.		
	27830 111.1.577	WINGING DOOR		



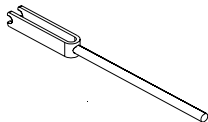
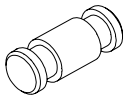

SPARE PARTS	CODE DRAW.No.	DESCRIPTION vsezip.ru	REF.	REMARK
<p>1. MODIFICATION REALIZED: NOVEMBER 2003 handle of lid code 83490 (M8) is completely replaced with handle of lid code 83714 (M8)</p> <p>2. MODIFICATION REALIZED: MARCH 2004 introduce is new handle of lid code 83716 (M10), old handle of lid code 83714 (M8) <i>IS NOT REPLACED</i> with new handle of lid</p>				
	<p>83714 83716 83717</p>	<p>HANDLE OF LID colour: blue TS-1366 - M8 colour: blue TS-1415/1 - M10 colour: black TS-1415/2 - M10</p>		

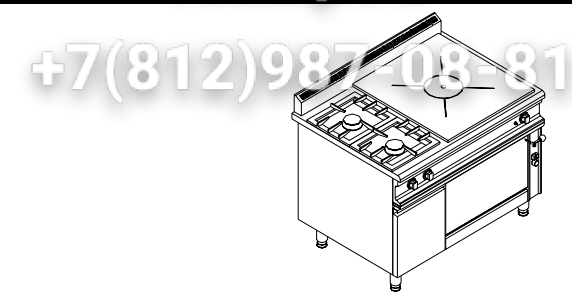














CODE	TYPE	DRAWING		
20817	PS-1/1			
SPARE PARTS	CODE DRAW.No.	DESCRIPTION	REF.	REMARK
	47033 TS-1130/4	THERMOELEMENT L= 600 mm without thread		
	47032 TS-1130/3	THERMOELEMENT L= 1200 mm without thread		
	20050 108.2.461	NOZZLE 250 - G20 thread: M 11x1 G20 - oven		
	24961 108.2.466	NOZZLE 170 - G30/G31 thread: M 11x1 G30/G31 - burner: 12kW		
	20046 108.2.457	NOZZLE 150 - G30/G31 thread: M 11x1 G30/G31 - oven		
	20042 208.2.453	NOZZLE 210 - G20 thread: M 11x1 G20 - burner: 12kW		
	44432 TS-1007	BURNER power: 8,6 kW		
	44820 TS-0636	PLUG OF PIEZZO IGNITOR		

* G20= natural gas

* G30/G31= L.P.G.

SPARE PARTS	CODE DRAW.No.	DESCRIPTION vsezip.ru	REF.	REMARK
	44410 TS-0280	BURNER power: 12 kW		
	46441 TS-0544/2	THERMOREGULATOR - MINISIT operating temp.: 100-340°C		
	46203 TS-1155/4	SCALE LABEL FOR BUTTON PS		
	42140 TS-0521	GAS REGULATING VALVE 22 S/O-B		
	83341 83342 83343 83355	BUTTON FOR GAS VALVE colour: blue - TS-1157/1 colour: red - TS-1157/2 colour: black - TS-1157/3 colour: dark blue - TS-1157/4		
	46241 TS-0552	PILOT BURNER		
	47477 TS-0570/2	CABLE OF PIEZZO PLUG L= 1000 mm		
	47474 TS-0570/1	CABLE OF PIEZZO PLUG L= 500 mm		
	46328 TS-0567	PIEZZO IGNITOR		
	82801	GASKET FOR OVEN'S DOOR L=1,2 m		























SPARE PARTS	CODE DRAW.No.	DESCRIPTION vsezip.ru	REF.	REMARK
	83490 TS-0151/3	DOOR BALL HANDLE dim.: Ø 40 mm		completely replaced with door ball handle 83714 with 83716 is not replaceable
	47576 102.2.077	SPRING dim.: Ø 18x125 mm		
	08117 102.1.069	FORK FOR DOOR		
	08102 102.2.073	BOLT OF FORK		
<p>1. MODIFICATION REALIZED: NOVEMBER 2003 handle of lid code 83490 (M8) is completely replaced with handle of lid code 83714 (M8)</p> <p>2. MODIFICATION REALIZED: MARCH 2004 introduces new handle of lid code 83716 (M10), old handle of lid code 83714 (M8) IS NOT REPLACED with new handle of lid</p>				
	83714 83716 83717	HANDLE OF LID colour: blue TS-1366 - M8 colour: blue TS-1415/1 - M10 colour: black TS-1415/2 - M10		

CODE	TYPE	DRAWING		
20818	PS-2+1/1-0			
SPARE PARTS	CODE DRAW.No.	DESCRIPTION	REF.	REMARK
	47033 TS-1130/4	THERMOELEMENT L= 600 mm without thread		
	47030 TS-1130/1	THERMOELEMENT L= 600 mm thread: M9x1		
	47032 TS-1130/3	THERMOELEMENT L= 1200 mm without thread		
	47031 TS-1130/2	THERMOELEMENT L= 850 mm thread: M 9x1		
	25415 111.2.057	NOZZLE 165 - G20 thread: M 11x1 G20 - burner: 5,5 kW		
	25416 111.2.058	NOZZLE 135 - G20 thread: M 11x1 G20 - burner: 3,5 kW		
	20046 108.2.457	NOZZLE 150 - G30/G31 thread: M 11x1 G30/G31 - oven		

* G20= natural gas



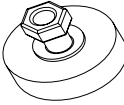










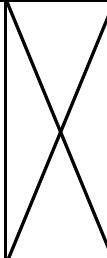


* G30/G31= L.P.G.

gas range - spare parts

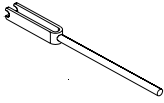
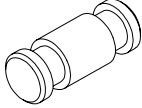
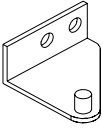
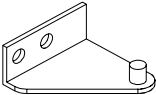
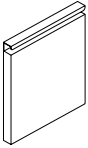

SPARE PARTS	CODE DRAW.No.	DESCRIPTION vsezip.ru	REF.	REMARK
	20034 108.2.445	NOZZLE 090 - G30/G31 thread: M 11x1 G30/G31 - burner: 3,5 kW		
	20042 108.2.453	NOZZLE 210 - G20 thread: M 11x1 G20 - oven		
	20037 108.2.448	NOZZLE 110 - G30/G31 thread: M11x1 G30/G31 - burner: 5,5 kW		
	24961 108.2.466	NOZZLE 170 - G30/G31 thread: M 11x1 G30/G31 - burner: 12 kW		
	20050 108.2.461	NOZZLE 250 - G20 thread: M11x1 G20 - burner: 12kW		
	10406 108.2.165	REGULATOR OF PRIMARY AIR 80		
	10408 108.2.167	REGULATOR OF PRIMARY AIR 100		
	13248 108.2.190	VENTURI TUBE 80		
	15333 3015.1.004	VENTURI TUBE 100		
	20030 108.2.441	COVER OF BURNER 80		
	20031 108.2.442	COVER OF BURNER 100		

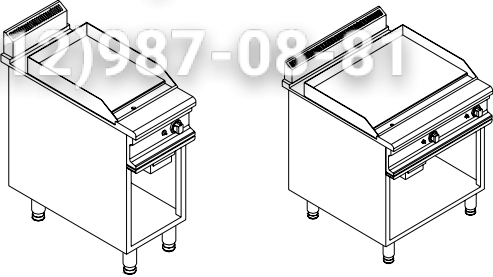














* G20= natural gas * G30/G31= L.P.G.

SPARE PARTS	CODE DRAW.No.	DESCRIPTION vsezip.ru	REF.	REMARK
	46203 TS-1155/4	SCALE LABEL FOR BUTTON PS +7(812)987-08-81		
	42140 TS-0521	GAS REGULATING VALVE 22 S/O-B		
	42142 TS-0783	GAS REGULATING VALVE 21S/B		
	83341 83342 83343 83354	BUTTON FOR GAS VALVE colour: blue - TS-1157/1 colour: red - TS-1157/2 colour: black - TS-1175/3 colour: dark blue - TS-1157/4		
	46441 TS-0544/2	THERMOREGULATOR - MINISIT operating temp.: 100-340°C		
	44432 TS-1007	BURNER power: 8,6 kW		
	44410 TS-0280	BURNER power: 12 kW		
	13247 108.2.189	SUPPORT FOR COVER 80		
	16337 108.2.196	SUPPORT FOR COVER 100		
	13233 108.2.172	PILOT BURNER		

SPARE PARTS	CODE DRAW.No.	DESCRIPTION vsezip.ru	REF.	REMARK
	08326 108.2.002	CAST IRON BURNER GRID dim.: 398,353 mm		
	45613 TS-1080	MAGNET FOR CABINET DOOR dim.: Ø 22 mm thread: M5		
	83345 83346 83347 83355	BUTTON FOR GAS VALVE (V) colour: blue - TS-1158/1 colour: red - TS-1158/2 colour: black - TS-1158/3 colour: dark blue - TS-1158/4		
	44820 TS-0636	PLUG OF PIEZZO IGNITOR		
	47477 TS-0570/2	CABLE OF PIEZZO PLUG L= 1000 mm		
	46328 TS-0567	PIEZZO IGNITOR		
	46241 TS-0552	PILOT BURNER		
	83490 TS-0151/3	DOOR BALL HANDLE dim.: Ø 40 mm		completely replaced with door ball handle 83714 with 83716 is not replaceable
	47576 102.2.077	SPRING dim.: Ø 18x125 mm		
	82801	GASKET FOR OVEN'S DOOR L= 1,2 m		







gas range - spare parts

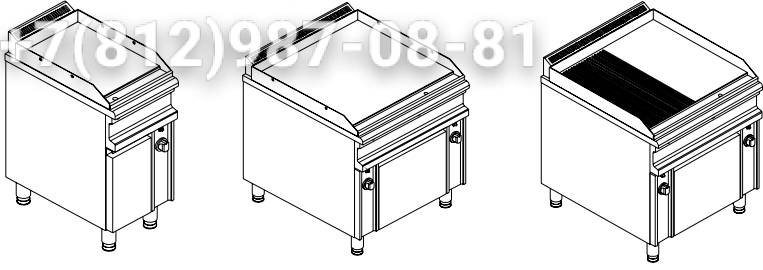














SPARE PARTS	CODE DRAW.No.	DESCRIPTION vsezip.ru	REF.	REMARK
	08117 102.1.069	FORK FOR DOOR +7(812)987-08-81		
	08102 102.2.073	BOLT OF FORK		
	27163 111.1.555	HINGE OF THE DOOR - JOINT 1.		
	27166 111.1.558	HINGE OF THE DOOR - JOINT 2.		
	27830 111.1.577	WINGING DOOR		
<p>1. MODIFICATION REALIZED: NOVEMBER 2003 handle of lid code 83490 (M8) is completely replaced with handle of lid code 83714 (M8)</p> <p>2. MODIFICATION REALIZED: MARCH 2004 introduce is new handle of lid code 83716 (M10), old handle of lid code 83714 (M8) IS NOT REPLACED with new handle of lid</p>				
	83714 83716 83717	HANDLE OF LID colour: blue TS-1366 - M8 colour: blue TS-1415/1 - M10 colour: black TS-1415/2 - M10		

CODE	TYPE	DRAWING		
26284	PZ-49/P-K			
20819	PZ-9/P-L			
26286	PZ-9/P-K			
24973	PZ-9/P-L			
34751	PZ-9/P-KR			
SPARE PARTS	CODE DRAW.No.	DESCRIPTION	REF.	REMARK
	46241 TS-0552	PILOT BURNER		
	47033 TS-1130/4	THERMOELEMENT L= 600 mm without thread		
	47474 TS-0570/1	CABLE OF PIEZZO PLUG L= 500 mm		
	20041 108.2.452	NOZZLE 180 - G20 thread: M 11x1		
	20039 108.2.450	NOZZLE 130 - G30/G31 thread: M 11x1		
	19814 376.1.032	BURNER power: 6,5 kW		
	42142 TS-0783	GAS REGULATING VALVE 21S/B		

* G20= natural gas







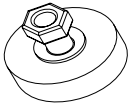

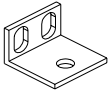
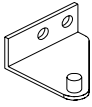
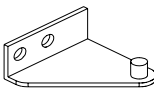
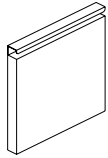
* G30/G31= L.P.G.

SPARE PARTS	CODE DRAW.No.	DESCRIPTION vsezip.ru	REF.	REMARK
	46328 TS-0567	PIEZZO IGNITOR +7(812)987-08-81		
	44820 TS-0636	PLUG OF PIEZZO IGNITOR		
	83341 83342 83343 83354	BUTTON FOR GAS VALVE colour: blue - TS-1157/1 colour: red - TS-1157/2 colour: black - TS-1157/3 colour: dark blue - TS-1157/4		
	46203 TS-1155/4	SCALE LABEL FOR BUTTON PZ		

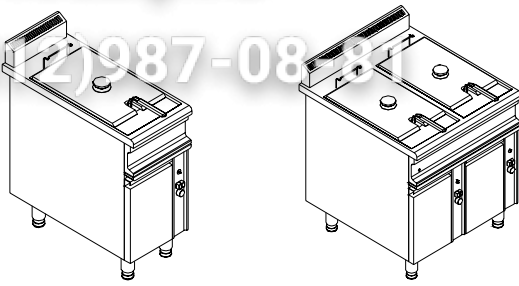














CODE	TYPE	DRAWING		
38743	PZ-49/P-KM			
38745	PZ-9/P-KM			
38751	PZ-9/P-KRM			
SPARE PARTS	CODE DRAW.No.	DESCRIPTION	REF.	REMARK
	46241 TS-0552	PILOT BURNER		
	47033 TS-1130/4	THERMOELEMENT L=600mm without thread		
	47474 TS-0570/1	CABLE OF PIEZZO PLUG L=500mm		
	20041 108.2.452	NOZZLE 180 - G20 thread: M11x1		
	20039 108.2.450	NOZZLE 130 - G30/G31 thread: M11x1		
	44430 TS-1008	BURNER power: 6,5kW		
	46328 TS-0567	PIEZZO IGNITOR		

* G20= natural gas

* G30/G31= L.P.G.

SPARE PARTS	CODE DRAW.No.	DESCRIPTION	REF.	REMARK
	42122 TS-1419	GAS REGULATING VALVE 24 STS +7(812)987-08-81		
	44820 TS-0636	PLUG OF PIEZZO IGNITOR		
	83356 83364 83365	BUTTON FOR GAS VALVE colour: dark blue - TS-1398/1 colour: black - TS-1398/2 colour: red - TS-1398/3		
	46218 TS-1155/14	SCALE LABEL FOR BUTTON PL 1-8		
	45613 TS-1080	MAGNET FOR CABINET DOOR dim.: Ø 22mm thread: M5		
	84210 TS-1308	FIRE RESISTANT GLASS dim. 50x50x4 mm		
	25352 111.2.351	SUPPORT OF MAGNET		
	27163 111.1.555	HINGE OF THE DOOR - JOINT 1.		
	27166 111.1.558	HINGE OF THE DOOR - JOINT 2.		
	39136 3274.1.056 39061 3276.1.056	WINGING DOOR 400 WINGING DOOR 800		









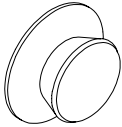
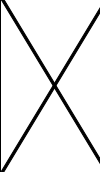
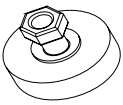
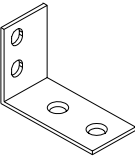

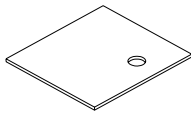



gas fry-tops with door - spare parts




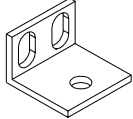
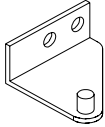
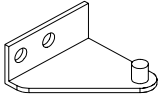
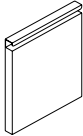



CODE	TYPE	DRAWING		
20821	PF-9/14			
20822	PF-9/28			
SPARE PARTS	CODE DRAW.No.	DESCRIPTION	REF.	REMARK
	02392 371.1.054	PILOT BURNER		
	47033 TS-1130/4	THERMOELEMENT L= 600 mm without thread		
	47474 TS-0570/1	CABLE OF PIEZZO PLUG L= 500 mm		
	20044 108.2.455	NOZZLE 120 - G30/G31 thread: M 11x1		
	22387 108.2.464	NOZZLE 200 - G20 thread: M 11x1		
	15352 371.2.040	BURNER power: 5,6 kW		
	46328 TS-0567	PIEZZO IGNITOR		

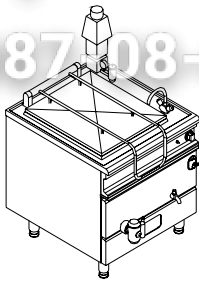








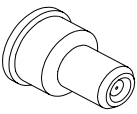

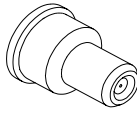



* G20= natural gas

* G30/G31= L.P.G.

gas fryers - spare parts

SPARE PARTS	CODE DRAW.No.	DESCRIPTION vsezip.ru	REF.	REMARK
	46432 TS-1064	THERMOREGULATOR - MINISIT operating temp: 110-130°C		
	44820 TS-0636	PLUG OF PIEZZO IGNITOR		
	72582 TS-1058	SAFETY - THERMOSTAT temperature limit: 225°C el. load: 0,5A/12V pole: 1 capillary: L= 900 mm		
	08262 107.2.292	DRAIN TUBE dim.: Ø 19/ Ø 22		
	42350 TS-0438/5	BALL VALVE 1"		
	83287 TS-1018	HANDLE OF LID		replaced with handle of lid 83366 with special procedure
	45613 TS-1080	MAGNET FOR CABINET DOOR dim.: Ø 22 mm thread: M5		
	12389 371.2.027	SUPPORT OF PILOT BURNER		
	15458 371.2.041	COVERING OF PILOT BURNER		
	46240 TS-0422	SUPPORT FOR CAPILLARY AND PIEZZO PLUG		

SPARE PARTS	CODE DRAW.No.	DESCRIPTION vsezip.ru	REF.	REMARK
	26362 111.1.495	DRAIN TUBE - SET dim.: R1" Ø 22,5 +7(812)987-08-81		
	77259 TS-0667	CONTACT JOIN		
	82816 TS-1122	"O" RING dim.: Ø 22xØ 2,5 material: rubber		
	25352 111.2.351	SUPPORT OF MAGNET		
	27163 111.1.555	HINGE OF THE DOOR - JOINT 1.		
	27166 111.1.558	HINGE OF THE DOOR - JOINT 2.		
	27168 111.1.560	WINGING DOOR		
	82819 TS-1089	"O" RING dim.: Ø 15xØ 2,5 material: rubber		
	63295	WASHER Ø18/Ø14x1,5 cm		
MODIFICATION REALIZED: APRIL 2004 - handle of lid 83287 (screw 61015 M5x15) is replaced with handle of lid 83366 only with following procedure: 1. cut of screw M5x15 2. drill a hole Ø 6 3. from lower side insert the screw M6x20 and screw up the handle of lid 83366				
	83366 TS-1369/2	HANDLE OF LID colour: black		

CODE	TYPE	DRAWING		
20824	PK-9/100			
SPARE PARTS	CODE DRAW.No.	DESCRIPTION	REF.	REMARK
	06336 335.2.017	NOZZLE OF BURNER 070 - G30/G31 thread: M6x0,75		
	29700 111.2.904	NOZZLE OF BURNER 100 - G20		
	47032 TS-1130/3	THERMOELEMENT L=1200mm without thread		
	47477 TS-0570/2	CABLE OF PIEZZO PLUG L=1000mm		
	46870 TS-1100/1	NOZZLE OF PILOT BURNER - G30/G31		
	46871 TS-1100/2	NOZZLE OF PILOT BURNER - G20		
	46328 TS-0567	PIEZZO IGNITOR		







* G20= natural gas

* G30/G31= L.P.G.

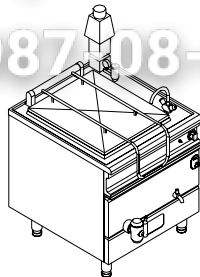








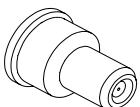

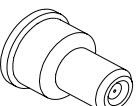



gas boiling pans - spare parts

SPARE PARTS	CODE DRAW.No.	DESCRIPTION vsezip.ru	REF.	REMARK
	42140 TS-0521	GAS REGULATING VALVE 22 S/0-B +7(812)987-08-81		
	44820 TS-0636	PLUG OF PIEZZO IGNITOR		
	44421 TS-0693	BURNER power: 20 kW		
	83345 83346 83347 83355	BUTTON FOR GAS VALVE (V) colour: blue - TS-1158/1 colour: red - TS-1158/2 colour: black - TS-1158/3 colour: dark blue - TS-1158/4		
	46203 TS-1155/4	SCALE LABEL FOR BUTTON PK		
	42030 TS-0560	MIXING WATER PIPE		
	42230 TS-0147	DRAIN VALVE - TLOS 2"		
	42234 TS-0666/1	CONTROL DRAIN VALVE 1/2"		
	42331 TS-0537/3	BALL VALVE 1/2"		
	43006 TS-1057	SAFETY ARMATURE pressure: 0,33 bar		

gas boiling pans - spare parts



SPARE PARTS	CODE DRAW.No.	DESCRIPTION vsezip.ru	REF.	REMARK
	45630 TS-0062	MANOMETER 1/4" operating range: 0-0.6 bar		
	43401 TS-1128	FLEXIBLE HOSE dim.: R3/8" - Ø 10X375mm		
	43403 TS-1149/1	FLEXIBLE HOSE dim.: Ø 10 - Ø 10x530 mm		
	43405 TS-1283	FLEXIBLE HOSE dim.: R1/2" - R1/2"x900 mm		
	47578 TS-1499	SPRING dim.: Ø 34x157 mm -1		
	84210 TS-1308	FIRE RESISTANT GLASS dim. 50x50x4 mm		

gas boiling pans - spare parts







CODE	TYPE	DRAWING		
20825	PK-9/150			
SPARE PARTS	CODE DRAW.No.	DESCRIPTION	REF.	REMARK
	06336 335.2.017	NOZZLE OF BURNER 070 - G30/G31 thread: M6x0,75		
	29835 111.2.926	NOZZLE OF BURNER 110 - G20		
	47032 TS-1130/3	THERMOELEMENT L=1200mm without thread		
	47477 TS-0570/2	CABLE OF PIEZZO PLUG L=1000mm		
	46870 TS-1100/1	NOZZLE OF PILOT BURNER - G30/G31		
	46871 TS-1100/2	NOZZLE OF PILOT BURNER - G20		
	46328 TS-0567	PIEZZO IGNITOR		

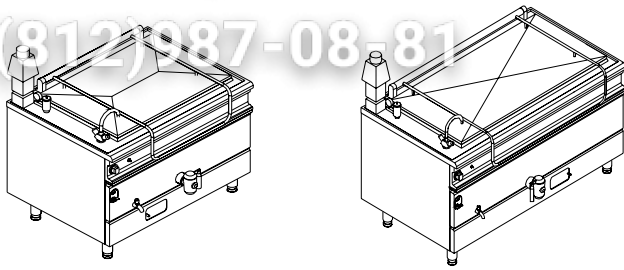








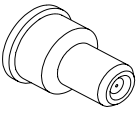

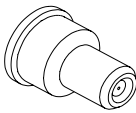



* G20= natural gas

*G30/G31= L.P.G.

SPARE PARTS	CODE DRAW.No.	DESCRIPTION vsezip.ru	REF.	REMARK
	42140 TS-0521	GAS REGULATING VALVE 22 S/0-B +7(812)987-08-81		
	44820 TS-0636	PLUG OF PIEZZO IGNITOR		
	44421 TS-0693	BURNER power: 20 kW		
	83345 83346 83347 83355	BUTTON FOR GAS VALVE (V) colour: blue - TS-1158/1 colour: red - TS-1158/2 colour: black - TS-1158/3 colour: dark blue - TS-1158/4		
	46203 TS-1155/4	SCALE LABEL FOR BUTTON PK		
	42030 TS-0560	MIXING WATER PIPE		
	42230 TS-0147	DRAIN VALVE - TLOS 2"		
	42234 TS-0666/1	CONTROL DRAIN VALVE 1/2"		
	42331 TS-0537/3	BALL VALVE 1/2"		
	43006 TS-1057	SAFETY ARMATURE pressure: 0,33 bar		

gas boiling pans - spare parts

SPARE PARTS	CODE DRAW.No.	DESCRIPTION vsezip.ru	REF.	REMARK
	45630 TS-0062	MANOMETER 1/4" operating range: 0-0.6 bar		
	43401 TS-1128	FLEXIBLE HOSE dim.: R3/8" - Ø 10x375mm		
	43403 TS-1149/1	FLEXIBLE HOSE dim.: Ø 10 - Ø 10x530 mm		
	43405 TS-1283	FLEXIBLE HOSE dim.: R1/2" - R1/2"x900 mm		
	47578 TS-1499	SPRING dim.: Ø 34x157 mm -1		
	84210 TS-1308	FIRE RESISTANT GLASS dim. 50x50x4 mm		







CODE	TYPE	DRAWING		
27279	PK-9/200			
24987	PK-9/300			
SPARE PARTS	CODE DRAW.No.	DESCRIPTION	REF.	REMARK
	06336 335.2.017	NOZZLE OF BURNER 070-G30/G31 thread: M6x0,75		
	29835 111.2.926	NOZZLE OF BURNER 110-G20 thread: M6x0,75		
	47032 TS-1130/3	THERMOELEMENT L= 1200 mm without thread		
	47477 TS-0570/2	CABLE OF PIEZZO PLUG L=1000mm		
	46871 TS-1100/2	NOZZLE OF PILOT BURNER - G20		
	46870 TS-1100/1	NOZZLE OF PILOT BURNER - G30/G31		
	25778 111.1.055	BURNER power: 40kW		

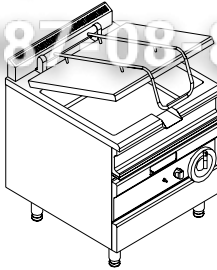














* G20= natural gas

* G30/G31= L.P.G.

SPARE PARTS	CODE DRAW.No.	DESCRIPTION vsezip.ru	REF.	REMARK
	46328 TS-0567	PIEZZO IGNITOR +7(812)987-08-81		
	42143 TS-1061	GAS REGULATING VALVE 23 S/O-B		
	44820 TS-0636	PLUG OF PIEZZO IGNITOR		
	83345 83346 83347 83355	BUTTON FOR GAS VALVE (V) colour: blue - TS-1158/1 colour: red - TS-1158/2 colour: black - TS-1158/3 colour: dark blue - TS-1158/4		
	46203 TS-1155/4	SCALE LABEL FOR BUTTON PK		
	42230 TS-0147	DRAIN VALVE - TLOS 2"		
	42234 TS-0666/1	CONTROL DRAIN VALVE 1/2"		
	42331 TS-0537/3	BALL VALVE 1/2"		
	43006 TS-1057	SAFETY ARMATURE pressure: 0,33 bar		
	45630 TS-0062	MANOMETER 1/4" operating range: 0-0,6 bar		

gas boiling pan - spare parts

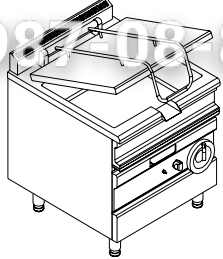














SPARE PARTS	CODE DRAW.No.	DESCRIPTION vsezip.ru	REF.	REMARK
	42030 TS-0560	MIXING WATER PIPE +7(812)987-08-81		
	43403 TS-1149/1	FLEXIBLE HOSE dim.: Ø 10 - Ø 10X530mm		
	43401 TS-1128	FLEXIBLE HOSE dim.: R3/8" - Ø 10X375mm		
	43405 TS-1283	FLEXIBLE HOSE dim.: R1/2" - R1/2"x900 mm		
	47590 TS-1500	SPRING dim.: Ø 34x157 mm -2		
	84210 TS-1308	FIRE RESISTANT GLASS dim. 50x50x4 mm		

CODE	TYPE	DRAWING		
24977	PKP-9/65			
SPARE PARTS	CODE DRAW.No.	DESCRIPTION	REF.	REMARK
	46241 TS-0552	PILOT BURNER		
	47033 TS-1130/4	THERMOELEMENT L= 600 mm without thread		
	47474 TS-0570/1	CABLE OF PIEZZO PLUG L= 500 mm		
	22387 108.2.464	NOZZLE 200 - G30/G31 thread: M 11x1		
	29007 111.2.812	NOZZLE 320 - G20 thread: M 11x1		
	07399 337.1.053	BURNER power: 15,6 kW		
	46328 TS-0567	PIEZZO IGNITOR		

* G20= natural gas

* G30/G31= L.P.G.

SPARE PARTS	CODE DRAW.No.	DESCRIPTION vsezip.ru	REF.	REMARK
	42140 TS-0521	GAS REGULATING VALVE 22 S/0-B +7(812)987-08-81		
	44820 TS-0636	PLUG OF PIEZZO IGNITOR		
	83345 83346 83347 83355	BUTTON FOR GAS VALVE (V) colour: blue - TS-1158/1 colour: red - TS-1158/2 colour: black - TS-1158/3 colour: dark blue - TS-1158/4		
	46203 TS-1155/4	SCALE LABEL FOR BUTTON PKP		
	06368 337.2.029	NUT OF SPINDLE		
	24178 108.1.775	HANDWHEEL WITH FLEXIBLE HANDLE		
	36738	FLEXIBLE HANDLE for HANDWHEEL		
	47578 TS-1499	SPRING dim.: Ø 34 x 157 mm -1		
	47616 TS-0938	FLEXIBLE JOIN FOR TILTING MECHANISM		
	47572 TS-1410	SPRING dim.: Ø 5,5 x Ø 53x220 mm		




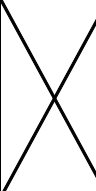












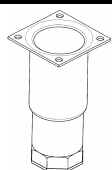
CODE	TYPE	DRAWING		
30731	PKP-9/80			
SPARE PARTS	CODE DRAW.No.	DESCRIPTION	REF.	REMARK
	46241 TS-0552	PILOT BURNER		
	47033 TS-1130/4	THERMOELEMENT L= 600 mm without thread		
	47474 TS-0570/1	CABLE OF PIEZZO PLUG L= 500 mm		
	38846 113.2.186	NOZZLE 200 - G30/G31 thread: M 11x1		
	38845 113.2.185	NOZZLE 320 - G20 thread: M 11x1		
	38831 3229.1.002	BURNER power: 20 kW		
	42140 TS-0521	GAS REGULATING VALVE 22 S/0-B		

* G20= natural gas

* G30/G31= L.P.G.

SPARE PARTS	CODE DRAW.No.	DESCRIPTION vsezip.ru	REF.	REMARK
	46328 TS-0567	PIEZZO IGNITOR +7(812)987-08-81		
	44820 TS-0636	PLUG OF PIEZZO IGNITOR		
	83345 83346 83347 83355	BUTTON FOR GAS VALVE (V) colour: blue - TS-1158/1 colour: red - TS-1158/2 colour: black - TS-1158/3 colour: dark blue - TS-1158/4		
	46203 TS-1155/4	SCALE LABEL FOR BUTTON PKP		
	06368 337.2.029	NUT OF SPINDLE		
	24178 108.1.775	HANDWHEEL WITH FLEXIBLE HANDLE		
	36738	FLEXIBLE HANDLE for HANDWHEEL		
	47572 TS-1410	SPRING dim.: $\varnothing 5,5 \times \varnothing 53 \times 220$ mm		
	47616 TS-0938	FLEXIBLE JOIN FOR TILTING MECHANISM		
	47578 TS-1499	SPRING dim.: $\varnothing 34 \times 157$ mm		

gas tilting pan - spare parts

SPARE PARTS	CODE DRAW.No.	DESCRIPTION	REF.	REMARK
	05640 107.2.210	REDUCING COUPLER dim.: R 3/8 - M 20x1,5		
	45866 TS-1063	ADJUSTABLE LEG dim.: 150-200 mm		replaced with adjustable leg 45868
	08137 108.2.072	NUT thread: M 16x1,5		
	05421 105.2.079	NUT thread: M 16x1		
	05540 107.2.023	NUT thread: M 20x1,5		
	07909 108.2.071	TIGHTING RING Ø 10,2/ Ø 12		
	05541 107.2.024	TIGHTING RING Ø 12/ Ø 14		
	05542 107.2.025	TIGHTING RING Ø 6,1/ Ø 8		
MODIFICATION REALIZED: FEBRUAR/MARCH 2002 - adjustable leg 45866 is replaced with adjustable leg with flange 45868				
	45868 TS-1268	ADJUSTABLE LEG WITH FLANGE dim. 70x70x125-170		

common spare parts - gas

Зип Общепит

vsezip.ru

+7(812)987-08-81

boiling pan for cooking

KOGAST 900 - steam

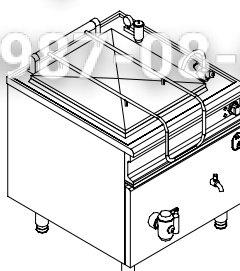






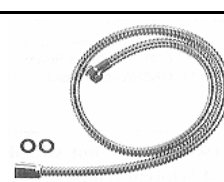
KOVINASTROJ GASTRONOM TOVARNA
GOSTINSKE OPREME d.d., GROSUPLJE




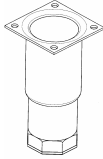
Adamičeva cesta 36

SI-1290 Grosuplje

tel: +386 (0)1 /78 66 300

fax: +386 (0)1 /78 66 320

CODE	TYPE	DRAWING		
27274	PAK-9/100			
27275	PAK-9/150			
27276	PAK-9/200			
27277	PAK-9/300			
SPARE PARTS	CODE DRAW.No.	DESCRIPTION	REF.	REMARK
	42030 TS-0560	MIXING WATER PIPE		
	42230 TS-0147	DRAIN VALVE - TLOS 2"		
	42234 TS-0666/1	CONTROL DRAIN VALVE 1/2"		
	43006 TS-1057	SAFETY ARMATURE pressure: 0,33 bar		
	45630 TS-0062	MANOMETER 1/4" operating range: 0-0,6 bar		
	47578	SPRING FOR PAK-9/100, PAK-9/150 dim.: Ø 34x157 mm -1 (TS-1499)		
	47590	SPRING FOR PAK-9/200, PAK-9/300 dim.: Ø 34x157 mm -2 (TS-1500)		
	43401 TS-1128	FLEXIBLE HOSE dim.: R3/8"- Ø 10X375mm		

SKICA	ŠIFRA TOV.STA.	OPIS vsezip.ru	REF.	REMARK
	46059 TS-1189	EXTRACTOR OF CONDENSED LIQUIDS dim.: 3/4"		
	42695 TS-0043/2	STEAM VALVE dim.: 5/4"		
	45866 TS-1063	ADJUSTABLE LEG dim.: 150-200 mm	X	replaced with adjustable leg 45868
MODIFICATION REALIZED: FEBRUARY/MARCH 2002 - adjustable leg 45866 is replaced with adjustable leg with flange 45868				
	45868 TS-1268	ADJUSTABLE LEG WITH FLANGE dim. 70x70x125-170		

steam boiling pans for cooking - spare parts

Зип Общепит

vsezip.ru

+7(812)987-08-81

neutral worktop 400

supports KOGAST 600

working tables with door

working tables with drawer

KOGAST 600, 700 and 900

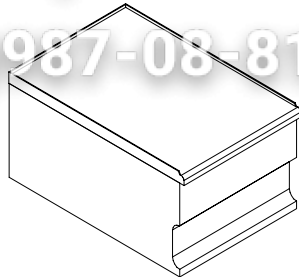


*KOVINASTROJ GASTRONOM TOVARNA
GOSTINSKE OPREME d.d., GROSUPLJE*

Adamičeva cesta 36

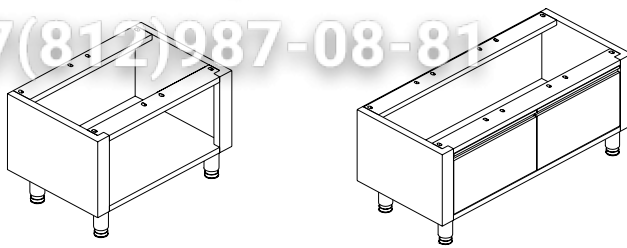

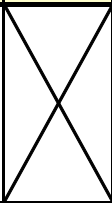
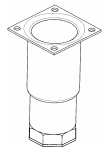
SI-1290 Grosuplje

tel: +386 (0)1 /78 66 300

fax: +386 (0)1 /78 66 320

CODE	TYPE	DRAWING		
16988	NEP-40			
SPARE PARTS	CODE DRAW.No.	DESCRIPTION	REF.	REMARK
	47468 TS-0453	OUTSIDE GUIDE RAIL - LEFT L = 500 mm		
	47467 TS-0452	OUTSIDE GUIDE RAIL - RIGHT L = 500 mm		

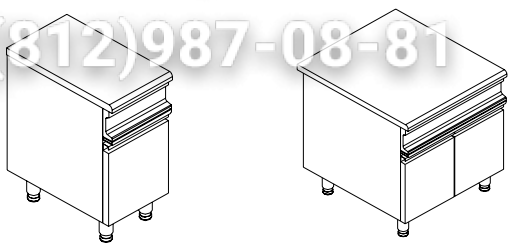

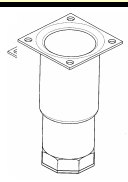
neutral worktop 400 - spare parts

CODE	TYPE	DRAWING		
30709	OP-40			
....				
30716	PZ-120			
SPARE PARTS	CODE DRAW.No.	DESCRIPTION	REF.	REMARK
	45866 TS-1063	ADJUSTABLE LEG dim.: 150-200 mm		replaced with adjustable leg 45868
MODIFICATION REALIZED: FEBRUARY/MARCH 2002 - adjustable leg 45866 is replaced with adjustable leg with flange 45868				
	45868 TS-1268	ADJUSTABLE LEG WITH FLANGE dim. 70x70x125-170		

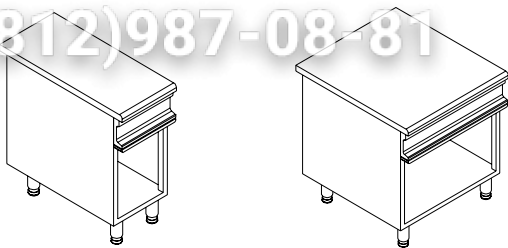





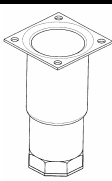
LEGEND OF PRODUCT TYPES:

- 30709 OP-40
- 30710 OP-60
- 30711 OP-80
- 30712 OP-120
- 30713 PZ-40
- 30714 PZ-60
- 30715 PZ-80
- 30716 PZ-120

opened and closed supports KOGAST 600 - spare parts

CODE	TYPE	DRAWING		
20799	BM-47/P			
20800	BM-87/P			
20829	BM-49/P			
20830	BM-89/P			
SPARE PARTS	CODE DRAW.No.	DESCRIPTION	REF.	REMARK
	45866 TS-1063	ADJUSTABLE LEG dim.: 150-200 mm	X	replaced with adjustable leg 45868
MODIFICATION REALIZED: FEBRUARY/MARCH 2002 - adjustable leg 45866 is replaced with adjustable leg with flange 45868				
	45868 TS-1268	ADJUSTABLE LEG WITH FLANGE dim. 70x70x125-170		

working tables with doors - spare parts

CODE	TYPE	DRAWING		
28027	BM-47/PR			
28025	BM-87/PR			
28026	BM-49/PR			
28024	BM-89/PR			
SPARE PARTS	CODE DRAW.No.	DESCRIPTION	REF.	REMARK
	27140 111.2.656	INTERMEDIATE GUIDE RAIL - LEFT dol.: 600 mm		
	27141 111.2.657	OUTSIDE GUIDE RAIL - LEFT dol.: 600 mm		
	27143 111.2.659	INTERMEDIATE GUIDE RAIL - RIGHT dol.: 600 mm		
	27144 111.2.660	OUTSIDE GUIDE RAIL - RIGHT dol.: 600 mm		
	45866 TS-1063	ADJUSTABLE LEG dim.: 150-200 mm	X	replaced with adjustable leg 45868
MODIFICATION REALIZED: FEBRUARY/MARCH 2002 - adjustable leg 45866 is replaced with adjustable leg with flange 45868				
	45868 TS-1268	ADJUSTABLE LEG WITH FLANGE dim. 70x70x125-170		

working tables with drawer - spare parts

Зип Общепит

vsezip.ru

+7(812)987-08-81

exhaust canopies

energy saving exhaust canopies

potato peeling machines

KOGAST additional

KOVINASTROJ GASTRONOM TOVARNA
GOSTINSKE OPREME d.d., GROSUPLJE

Adamičeva cesta 36

SI-1290 Grosuplje

tel: +386 (0)1 /78 66 300

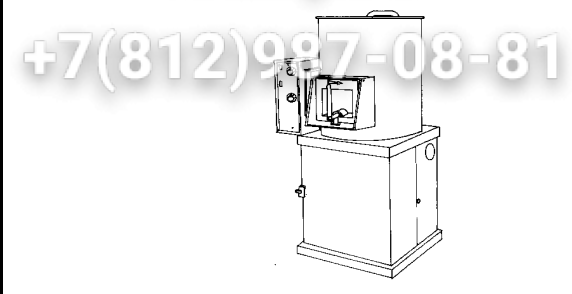




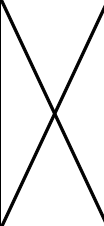







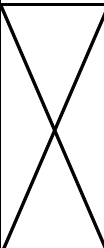
fax: +386 (0)1 /78 66 320

CODE	TYPE	DRAWING vsezip.ru		
28363	PE 6/1			
28365	PE 7/1			
28367	PE 9/1			
28369	PD 7/2			
28371	PD 9/2			
SPARE PARTS	CODE DRAW.No.	DESCRIPTION	REF.	REMARK
	30389	FILTER dim. 500x500x20		
	30390	FILTER dim. 500x350x20		






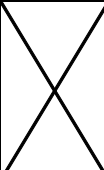








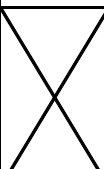

exhaust canopies - spare parts

CODE	TYPE	DRAWING		
37313	PVE 6/1			
37315	PVE 7/1			
37317	PVE 9/1			
37319	PVD 7/2			
37321	PVD 9/2			
SPARE PARTS	CODE DRAW.No.	DESCRIPTION	REF.	REMARK
	37204	FILTER dim. 450x400x40		



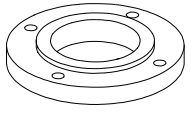
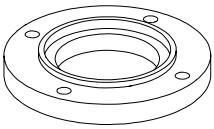

energy saving exhaust canopies - s. parts

CODE	TYPE	DRAWING		
19555	LP-350			
SPARE PARTS	CODE DRAW.No.	DESCRIPTION	REF.	REMARK
	03028 660.1.061	CONNECTION CABLE dim.: 5X1,5mm ² X2460mm		
	03012 660.1.031	DISC WITH COATING		
	73220 TS-0385	PROGRAMMER KO LGK		execution with time switch (MARCH 2004) replaced with time switch 73409
	73108 TS-1245	CONTACTOR DIL EEM-10		
	73454 TS-1011	SWITCH ON-OFF el. load: 16A/250V-10A/380V poles: 4		
	73335 TS-1246	BIMETALLIC RELAY ZE-4 rated current range: 2,4-4 A		
	73700 TS-0384	SOLENOID ELECTROMAGNETIC VALVE		execution with time switch (MARCH 2004) replaced with electromag. valve 73718

potato peeling machine - spare parts

SPARE PARTS	CODE DRAW.No.	DESCRIPTION	REF.	REMARK
	76575 TS-1093	PILOT LIGHT type: SL 656 B3 voltage: 250V		
	76577 TS-1096/2	LENS FOR PILOT LIGHT colour: yellow		
	76576 TS-1096/1	LENS FOR PILOT LIGHT colour: red		replaced with lens for pilot light 76578
	83305 TS-0303/2	BUTTON FOR PROGRAMMER colour: black		
	71135 TS-0909	MOTOR T90 S6 power: 0.75kw speed: 910 r.p.m.		
	03120 660.1.086	PLEXI-GLASS LID		
	82310	DOOR GASKET dim.: 15x15mm		
	03283 660.1.014	DRIVING GEAR 15/25		
	82101 TS-0717/2	FLEXIBLE HOSE dim.: R3/4" x 270		replaced with flexible hose 82119
	82405 TS-0139/1	DRIVING BELT dim.: 10x600mm		






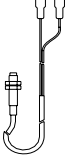

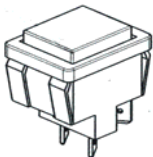


potato peeling machine - spare parts

SPARE PARTS	CODE DRAW.No.	DESCRIPTION vsezip.ru	REF.	REMARK
	82100 TS-0314/1	WATER INLET FLEXIBLE HOSE dim.: R3/4" x 1500mm +7(812)987-08-81		replaced with water inlet flexible hose 82141
	02765 660.2.054	ADJUSTABLE NUT		
	03114 660.2.024	BELT - PULLEY dim.: Ø 175 mm		
	02994 660.2.003	SLOTTED SCREW		
	03448 660.2.015	DRIVING GEAR HOUSING 15/25		
	03449 660.2.019	SHAFT OF DRIVING GEAR		
	16058 660.2.016	BALL BEARING COVER		
	16059 660.2.017	BALL BEARING COVER		
	16060 660.2.018	BALL BEARING WASHER		
	45425 TS-0333/3	BALL BEARING 30 BC 02		

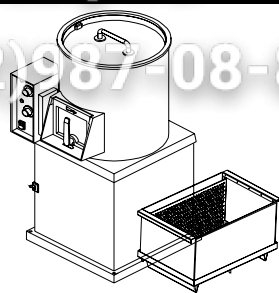











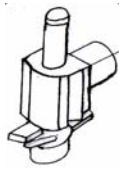

potato peeling machine - spare parts

SPARE PARTS	CODE DRAW.No.	DESCRIPTION vsezip.ru	REF.	REMARK
	45446 TS-0627/3	BALL BEARING 30 KB 02 +7(812)987-08-81		
	64570 TS-0134/13	EXTERNAL SHAFT RETAINING RING 30		
	82805 TS-0729	RING - O dim.: Ø 85x8 mm		
	82885 TS-0632/4	WASHER dim. 30x45x10 mm		
	64051 TS-0467/8	WEDGE A8x7x32		
	06521 602.2.080	DOOR HANDLE		
	03453 660.2.106	DOOR CLOSER SUPPORT		
	16098 660.2.098	BELT - PULLEY dim.: Ø 60 mm		
	87464 87466	CARBORUNDUM DRUM LINING dim. 217x132x10 (781.2.026) dim. 350x132x10 (781.2.025)		

potato peeling machine - spare parts

SPARE PARTS	CODE DRAW.No.	DESCRIPTION vsezip.ru	REF.	REMARK
<p>AT TIME SWITCH EXECUTION - REALIZED IN MARCH 2004 is instead of: 73220 (TS-0385) programmer → 73409 (TS-1421) time switch 73700 (TS-0384) electromag. valve 90° → 73718 (TS-1389) electromag. valve 180° 03120 (660.1.086) the magnet is added to plexi glass lid additional: 72439 (TS-1363) 73590 (TS-1422)</p>				
	<p>73409 TS-1421</p>	<p>TIME SWITCH 0-15 min</p>		
	<p>73718 TS-1389</p>	<p>ELECTROMAGNETIC VALVE 180°</p>		
	<p>03120 660.1.086</p>	<p>PLEXI GLASS LID WITH MAGNET</p>		
	<p>72439 TS-1363</p>	<p>MAGNETIC SWITCH power: 20 W el. load: 100 mA</p>		
	<p>73590 TS-1422</p>	<p>SWITCH WITH PROTECTION colour: green 10A 250V AC</p>		
	<p>76578 TS-1096/3</p>	<p>LENS FOR PILOT LIGHT colour: green</p>		

potato peeling machine - spare parts

CODE	TYPE	DRAWING vsezip.ru		
40438	LP-350M	 <p>+7(812)987-08-81</p>		
SPARE PARTS	CODE DRAW.No.	DESCRIPTION	REF.	REMARK
	03028 660.1.061	CONNECTION CABLE dim.: 5X1,5mm ² X2460mm		
	03012 660.1.031	DISC WITH COATING		
	73409 TS-1421	TIME SWITCH 0-15 min		
	73108 TS-1245	CONTACTOR DIL EEM-10		
	73454 TS-1011	SWITCH ON-OFF el. load: 16A/250V-10A/380V poles: 4		
	73335 TS-1246	BIMETALLIC RELAY ZE-4 rated current range: 2,4-4 A		
	73718 TS-1389	SOLENOID ELECTROMAGNETIC VALVE 180°		








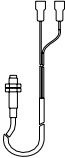

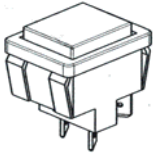
potato peeling machine - spare parts

SPARE PARTS	CODE DRAW.No.	DESCRIPTION	REF.	REMARK
	76575 TS-1093	PILOT LIGHT type: SL-956 E3 voltage: 250V		
	76577 TS-1096/2	LENS FOR PILOT LIGHT colour: yellow		
	76578 TS-1096/3	LENS FOR PILOT LIGHT colour: red		
	83305 TS-0303/2	BUTTON FOR PROGRAMMER colour: black		
	71135 TS-0909	MOTOR T90 S6 power: 0.75kw speed: 910 r.p.m.		
	03120 660.1.086	PLEXI-GLASS LID		
	82310	DOOR GASKET dim.: 15x15mm		
	03283 660.1.014	DRIVING GEAR 15/25		
	82119 TS-1409	FLEXIBLE HOSE dim.: R3/4"x205 mm		
	82405 TS-0139/1	DRIVING BELT dim.: 10x600mm		
	82141 TS-1401	WATER INLET FLEXIBLE HOSE dim.: R3/4"x1500mm		

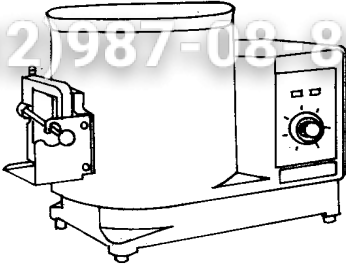






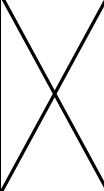






potato peeling machine - spare parts

SPARE PARTS	CODE DRAW.No.	DESCRIPTION vsezip.ru	REF.	REMARK
	02765 660.2.054	ADJUSTABLE NUT +7(812)987-08-81		
	03114 660.2.024	BELT - PULLEY dim.: Ø 175 mm		
	02994 660.2.003	SLOTTED SCREW		
	03448 660.1.015	DRIVING GEAR HOUSING 15/25		
	03449 660.1.019	SHAFT OF DRIVING GEAR		
	16058 660.2.016	BALL BEARING COVER		
	16059 660.2.017	BALL BEARING COVER		
	16060 660.2.018	BALL BEARING WASHER		
	45425 TS-0333/3	BALL BEARING 30 BC 02		
	45446 TS-0627/3	BALL BEARING 30 KB 02		
	03453 660.2.106	DOOR CLOSER SUPPORT		













potato peeling machine - spare parts

SPARE PARTS	CODE DRAW.No.	DESCRIPTION	REF.	REMARK
	64570 TS-0134/13	EXTERNAL SHAFT RETAINING RING 30 +7(812)987-08-81		
	82805 TS-0729	RING - O dim.: Ø 85x8 mm		
	82885 TS-0632/4	WASHER dim. 30x45x10 mm		
	64051 TS-0467/9	WEDGE A8x7x32		
	06521 602.2.080	DOOR HANDLE		
	16098 660.2.098	BELT - PULLEY dim.: Ø 60 mm		
	87464 87466	CARBORUNDUM DRUM LINING dim. 217x132x10 (781.2.026) dim. 350x132x10 (781.2.025)		
	72439 TS-1363	MAGNETIC SWITCH power: 20 W el. current I:100 mA U=1000 V		
	73590 TS-1422	ON/OFF SWITCH WITH PROTECTION colour: green 10A 250V AC		


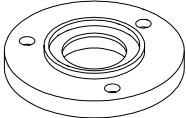
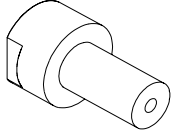







potato peeling machine - spare parts

CODE	TYPE	DRAWING		
16265	LP-90			
SPARE PARTS	CODE DRAW.No.	DESCRIPTION	REF.	REMARK
	76396 TS-1140/1	CONNECTION CABLE dim.: 3X1,5mm ² X2000		
	07225 785.2.101	DISC WITH ANGLE		
	73220 TS-0385	PROGRAMMER KO LGK		
	73705 TS-0235	SOLENOID ELECTROMAGNETIC VALVE		replaced with electromag. valve 73718
	76575 TS-1093	PILOT LIGHT type: SL-656 BB voltage: 250V		
	76577 TS-1096/2	LENS FOR PILOT LIGHT colour: yellow		
	76578 TS-1096/3	LENS FOR PILOT LIGHT colour: green		







potato peeling machine - spare parts

SPARE PARTS	CODE DRAW.No.	DESCRIPTION vsezip.ru	REF.	REMARK
	83305 TS-0303/2	BUTTON FOR PROGRAMMER colour: black		
	71125 TS-0414	MOTOR EK 71 B4 power: 0.25kw speed: 1420 r.p.m.		
	82655 781.2.049	RUBBER LID L-15		
	82309	DOOR GASKET dim.: 10x10mm L=0.5m		
	82804 TS-0424	WASHER dim.: Ø 75X6 mm		
	82868 TS-0391/1	SEALING RING dim.: 30x20x7 mm		
	07224 785.1.099	DRIVING GEAR 4 N		
	82407 TS-0139/2	DRIVING BELT dim.: 10x800mm		
	82562 TS-1205	RUBBER LEG		
	08098 785.2.089	SLOTTED SCREW		

potato peeling machine - spare parts

SPARE PARTS	CODE DRAW.No.	DESCRIPTION vsezip.ru	REF.	REMARK
	03459 785.2.086	SHAFT OF DRIVING GEAR +7(812)987-08-81		
	16285 785.2.068	LOWER BALL BEARING COVER		
	08097 7858.2.090	LUBRICATOR CASE		
	16286 785.2.069	BELT - PULLEY dim.: Ø 170 mm		
	16288 785.2.071	WASHER 8		
	18522 785.2.067	DRIVING GEAR HOUSING 4N		
	45434 TS-0307/6	BALL BEARING 20 BC 10		
	45445 TS-0627/1	BALL BEARING 20 KB 02		
	64035 TS-0467/4	WEDGE A6x6x18		
	64325 TS-0276/16	SHAFT RETAINER 19 RF		

potato peeling machine - spare parts

SPARE PARTS	CODE DRAW.No.	DESCRIPTION vsezip.ru	REF.	REMARK
	45821 TS-0826	LUBRICATOR JOURNAL +7(812)987-08-81		
	16274 785.2.023	BELT - PULLEY dim.: Ø 55 mm		
	87472 87474	CARBORUNDUM DRUM LINING dim. 138x65x10 (785.2.045) dim. 188x125x10 (785.2.106)		
MODIFICATION REALIZED: OCTOBER 2003 - electromagnetic valve 73705 is replaced with electromagnetic valve 73718				
	73718 TS-1389	ELECTROMAGNETIC VALVE 180°		
REALIZED IN MAY 2005				
	73579 TS-1469	SWITCH ON-OFF		
	73076	PROTECTION COVER WITH FRAME colour: black		

potato peeling machine - spare parts