

Зип Общепит

vsezip.ru

+7(812)987-08-81

RACK CONVEYOR MACHINE

ELECTROMECHANICAL SWITCHES
ELECTRONICAL SWITCHES
LOWER AND UPPER WASHER

TYPE: 25

Accessories

HEAT RECOVERY - TR98
HEAT PUMP - TR99
STEAM CONDENSER - LC 91
CONVEYOR SPEED ADJUSTING - LC 101
90°MOTORIZED CHAIN CONVEYOR - LC 97/2
180°MOTORIZED CHAIN CONVEYOR - LC 97/3
DRYER WITH 90° MOTORIZED CHAIN CONVEYOR - LC 97/4
DRYER WITH 180° MOTORIZED CHAIN CONVEYOR - LC 97/5
DRYER - LC 90
DRYER - LC 90/2
DRYER - LC 90/900
ADDITIONAL BOILER FOR COLD WATER SUPPLY
DVGW VALVE SYSTEM
DETERGENT ECONOMIZER SYSTEM
SPLASH ZONE WITH CILINDER - LC 94
TANK INSULATION
DOUBLE SKIN
BOOSTER PUMP
DISPENSER SYSTEM SDN-3
ANGLE LOADING TABLE - LC 98

Spare parts Manual



INFORMAZIONI GENERALI

Questo catalogo serve per richiedere con esattezza le parti di ricambio
Nelle ordinazioni indicare:

- 1) il numero dei codici dei particolari seguito dalla descrizione e la quantità desiderata;
- 2) Il codice alfa-numerico presente nella seconda colonna della tabella ;

I disegni delle parti di ricambio sono solo indicativi e non rappresentano il pezzo in oggetto.

I dati contenuti in questo catalogo sono indicativi e possono essere soggetti a modifiche senza impegno di preavviso.

ALLGEMEINE INFORMATIONEN

Dieser Ersatzteilkatalog dient zur genauen Angabe der Teile bei Ersatzteilbestellungen.

Bei Ersatzbestellung ist folgendes anzugeben:

- 1) Die Bestellnummer der Ersatzteile mit der entsprechenden Beschreibung genaue Menge;
- 2) Der alpha-numerischer Code auf der zweiten Reihe in dein Schuld;

Die Zeichnungen der Ersatzteile sind nur als Hinweise gedacht und stellen nicht das betroffene Teil dar.

Bei den im Katalog angeführten Daten handelt es sich um Anhaltsdaten, die jederzeit, ohne Vorankündigung, geändert werden können.

GENERAL INFORMATION

The present spare parts order exactly the right spare parts
When ordering specify:

- 1) the part's code number followed by its description and quantity needed;
- 2) The alpha-numeric code is in the second column in the chart;

Spare parts drawings are general and do not represent the part.

The contents of this catalogue are general and can undergo changes without prior notice.

INFORMACIONES GENERALES

El presente catálogo sirve para pedir con exactitud las partes de repuesto

En los pedidos se debe indicar:

- 1) el número de código de la parte y a continuación la descripción cantidad deseada;
- 2) El código alfanumerico presente en la segnada columna de la tabla;

Los diseños de las partes de recambio son solo indicativos y no representan la pieza en cuestión.

Los datos contenidos en el presente catálogo son indicativos y pueden modificarse sin aviso previo.

INFORMATIONS GENERALES

Ce catalogue permet de commander correctement les pièces détachées
Les commandes doivent être passées en indiquant:

- 1) le numero de code des pièces détachées suivi de leur description quantité désirée;
- 2) le code alphanumérique dans la deuxième colonne du tableau;

Les plans des pièces détachées sont fournis seulement à titre indicatif et ne représentent pas la pièce concernée.

Les données de ce catalogue sont citées seulement à titre indicatif et peuvent être l'objet de modifications sans avis préalable.

**ESEMPIO
EXAMPLE
EXEMPLE
BEISPIEL**

Rif.	Codici
MODULE:Particolari	
10505	540903
10510	540908
10515	15065/A
10520	540086
10525	540028

Note

Tutte le informazioni riportate si intendono aggiornate alla data di stampa. Il Produttore si riserva il diritto di apportare qualsiasi modifica richiesta dallo sviluppo evolutivo dei suddetti prodotti.

Per la sicurezza ,la garanzia, l'affidabilità ed il valore della lavastoviglie usa solo ricambi originali. **Per alcuni codici, sono richieste quantità minime d'ordine.**

Attenzione

Questo libretto è parte integrante della lavastoviglie e, in caso di passaggio di proprietà, deve essere consegnato al nuovo acquirente.

Remarque

Toutes les informations contenues dans ce manuel s'entendent mises à jour à la date d'impression. En raison du développement constant de ses produits, usine se réserve le droit d'apporter à tout instant les modifications qu'elle jugera utiles.

Pour la sécurité, la garantie, la fiabilité et la valeur de votre lavevaisselles n'utilisez que des pièces de rechange d'origine. **Pour quelque référence on demande un minimum de pièces par commande**

Attention

Ce manuel doit être considéré comme partie intégrante de la lavevaisselles, en cas de transfert de propriété, doit toujours être remis au nouveau propriétaire.

Note

The information contained herein is valid at the time of going to print. The Company reserves the right to make any changes required by the future development of the above-mentioned products.

For your safety, as well as to preserve the warranty reliability and worth of your dishwashers , use original spare parts only. **For some codes a minimum quantity for order is required.**

Warning

This manual forms an integral part of the dishwashers and - if a transfer of title occurs - must always be handed over to the new owner.

Hinweis

Die Der Hersteller behält sich das Recht vor, jegliche, durch eine Weiterentwicklung der genannten Produkte bedingte Änderungen vornehmen zu können.

Verwenden Sie für Ihre Sicherheit, die Garantie, die Zuverlässigkeit und den Wert Ihrer machine originale Ersatzteile. **Für bestimmte Code nummer werden mindesten bestellungen verlangt.**

Achtung

Diese Betriebsanleitung ist Bestandteile des machine und muss bei seinem Weiterverkauf dem neuen Besitzer ausgehändigt werden.

vsezip.ru
+7(812)987-08-81

Code DW 999XYYYY **CL/Part**

Model DESCRIPTION

S/N DW A 1015770 **Type**

400V 3N 50HZ 8A
3500W 500W

IPX3 16A

Pressione Dinamica alimentazione idrica **200-500 kPa**

Pression dynamique arrivée d'eau
Dynamic pressure water supply
Dynamischer Druck asserreinlauf

Pressione dinamica vapore saturo
Pression dynamique vapore satueèè
Dymanischer Druck gesattigter Dampf
Pression Dinamica Vapor Saturado

TECHICAL SPECIFICATION

MADE IN ITALY

Temperatura massima acqua in ingresso **60°C**
Temperature max eau a l'entre
Maximale Temperatur Wasseranschlü
Maximum Water temperature in-feeding

Model

S/N



Spare parts

Зип Общепит

vsezip.ru

+7(812)987-08-81

vsezip.ru

+7(812)987-08-81

1. Spare parts

Control Panel.....	15
Control Panel.....	17
Control Panel ELECTRONIC	19
Electronic control HACCP.....	21
Electric parts.....	23
Electric parts.....	27
General parts	31
Machine structure in modules.....	33
Machine structure in modules.....	35
Machine structure in modules.....	37
Machine structure in modules.....	39
Machine structure in modules.....	41
Machine structure in modules.....	43
Prewashing module 600	45
Angle prewashing module 600	47
Washing module 900	49

Washing module 1300	51
Economizer components	53
Curtains group components	55
Inverter	57
Time relay	59
Heat recovery TR98 - part 1	61
Heat recovery TR98 - part 2	63
Heat recovery TR98 - part 3	65
Heat pump TR99 - part 1	67
Heat pump TR99/1 - part 1	69
Heat pump TR99 [TR99/1] - part 2	71
Tank Particular	73
Tank Particular	77
Dryer LC90 - LC90/2 (6 - 12kW) - part 1...	81
Dryer LC90/900 (12kW) - part 1	83
Dryer LC80 - LC90 (6kW) - part 2....	85
Dryer LC90/2 - LC90/900 (12kW) - part 2...	87
Dryer LC90 - LC 90/2 - LC90/900 (6 - 12kW) - electric components	89
Motorized curve 90° - LC 97/2	91

Mecanized curve 90° - LC 77/2.....	93
Mecanized curve 180° - LC 77/3.....	95
Dryer motorized curve 90° - LC 97/4...	99
Dryer mechanics curve 90° - LC 77/4...	101
Motorized curve 90° - LC 97/2: electric parts..	103
Motorized curve 90° - LC 97/2: electric parts double speed - remote control	105
Motorized curve 180° - LC 97/3	107
Dryer motorized curve 180° - LC 97/5...	111
Motorized curve 180° - LC 97/3: electric parts..	113
Motorized curve 180° - LC 97/3: electric parts double speed - remote control	115
Steam condenser LC91 - part 1.....	117
Steam condenser LC91 - part 2.....	119
Steam condenser TR91 - part 1.....	121
Steam condenser TR91 - part 2.....	123
Steam condenser LC-91 / TR-91 - part 3...	125
Additional boiler components	127
Additional boiler: electrical components...	129
DVGW valve	131
Motorgear components module 1300 .	133

Prewashing components 3+1	135
Prewashing components 3+2	137
Washing components 5+3	139
Washing components 4+3	141
Washing components 4+3	143
Prerinsing components	145
Prerinsing components	147
Third rinsing components	149
System components sanitization	151
Rinsing components	153
Rinsing components	155
Internal components prewashing module 600..	157
Internal components washing module 1300..	159
Internal components washing module 900..	163
Internal components washing module 1300...	165
Rinsing components	169
Boiler components	171
Solenoid valves components	173
Solenoid valves components	175
Solenoid valves components	177

Conveyor parts	179
Conveyor parts	181
Splash zone with cilinder LC94.....	183
Tank insulation.....	185
Tank insulation.....	187
Double skin.....	189
Double skin.....	191
Booster pump.....	193
Dispensers SDN-3	195
Angle loading table 90° - LC 98	197
Baskets	199
Accessory.....	201
Centralized drainage components	203

vsezip.ru

+7(812)987-08-81

1.1 Voltage codes

Volt	Voltage code
A	3/N/PE~380-400V 50-60Hz
D	3/PE~200-210V 50-60Hz
F	2/PE~220-240V 50-60Hz
G	3/N/PE~415V 50-60Hz
H	3/PE~220-230V 50-60Hz
K	3/PE~380-400V 50-60Hz
L	3/PE~415V 50-60Hz
M	3/PE~440V 60Hz
P	1/N/PE~220-230V 50-60Hz
R	2/PE~220-240V 50-60Hz
U	1/N/PE~240V 50-60Hz
V	3/PE~240V 50-60Hz
W	1/N/PE~100-110V 50-60Hz

1.2 Product codes

Product code	Full name
Model codes	
em	ELECTROMECHANICAL SWITCHES
e	ELECTRONICAL SWITCHES
uw	LOWER AND UPPER WASHER
Type codes	
25	25
Accessory codes	
hr	HEAT RECOVERY - TR98
hp	HEAT PUMP - TR99
sc9	STEAM CONDENSER - LC 91
csa	CONVEYOR SPEED ADJUSTING - LC 101
972	90°MOTORIZED CHAIN CONVEYOR - LC 97/2
973	180°MOTORIZED CHAIN CONVEYOR - LC 97/3
974	DRYER WITH 90° MOTORIZED CHAIN CONVEYOR - LC 97/4
975	DRYER WITH 180° MOTORIZED CHAIN CONVEYOR - LC 97/5
d9	DRYER - LC 90
d92	DRYER - LC 90/2
d929	DRYER - LC 90/900
cw	ADDITIONAL BOILER FOR COLD WATER SUPPLY
dvgw	DVGW VALVE SYSTEM
des	DETERGENT ECONOMIZER SYSTEM
szc9	SPLASH ZONE WITH CILINDER - LC 94
ti	TANK INSULATION
ds	DOUBLE SKIN
bp	BOOSTER PUMP
sdn3	DISPENSER SYSTEM SDN-3

Product code	Full name
98	ANGLE LOADING TABLE - LC 98

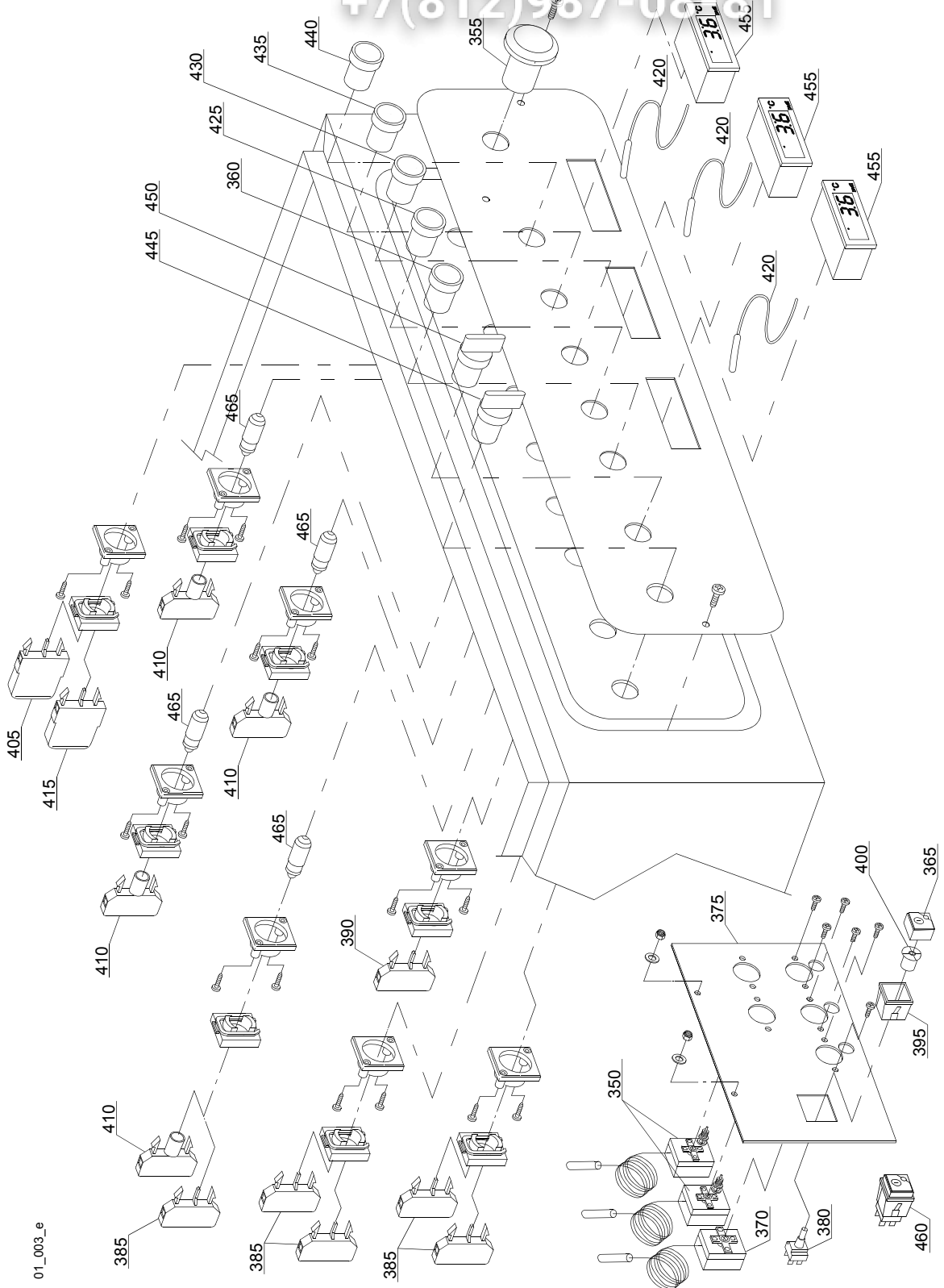
vsezip.ru
+7(812)987-08-81

vsezip.ru

+7(812)987-08-81

vsezip.ru

+7(812)987-08 81



01_003_e

ID	P-code	SN from	SN to	Mod.	Acces	Volt	Description
Module:Control Panel							
350	2000430		-	em,e,uw			Safety thermostat
355	3002050		-	em,e,uw			Emergency button
360	3002055		-	em,e,uw			Button red
365	15874		-	em,e,uw			Green main switch
370	10707/1		-	em,e,uw			Thermostat 0 - 90° (TB2)
375	3009114		-	em,e,uw			Assembly plate
380	15812		-	em,e,uw			Starter electric component
385	3002054		-	em,e,uw			Green contact piece (NO)
390	3002056		-	em,e,uw			Red contact piece (NC)
395	15815		-	em,e,uw			Support square single
400	15824		-	em,e,uw			Green-orange cam
405	3002051		-	em,e,uw			2NO contact (green)
410	2000234		-	em,e,uw			Lamp holder
415	3002052		-	em,e,uw			2NC contact (red)
420	3006121		-	em,e,uw			Digital thermostat probe
425	2000284		-	em,e,uw			Switch start green
430	2000230		-	em,e,uw			Yellow pillow lamp
435	2000231		-	em,e,uw			Red pillow lamp
440	2000232		-	em,e,uw			Green pillow lamp
445	2000310		-	em,e,uw			Selector ON / OFF
450	2000311		-	em,e,uw			Speed Selector 1-2
455	3006120		-	em,e,uw			Digital thermostat
460	15849		-	em,e,uw			Switch assembly
465	3002068		-	em,e,uw			Lamp

em=ELECTROMECHANICAL SWITCHES, e=ELECTRONICAL SWITCHES, uw=LOWER AND UPPER WASHER
25=25

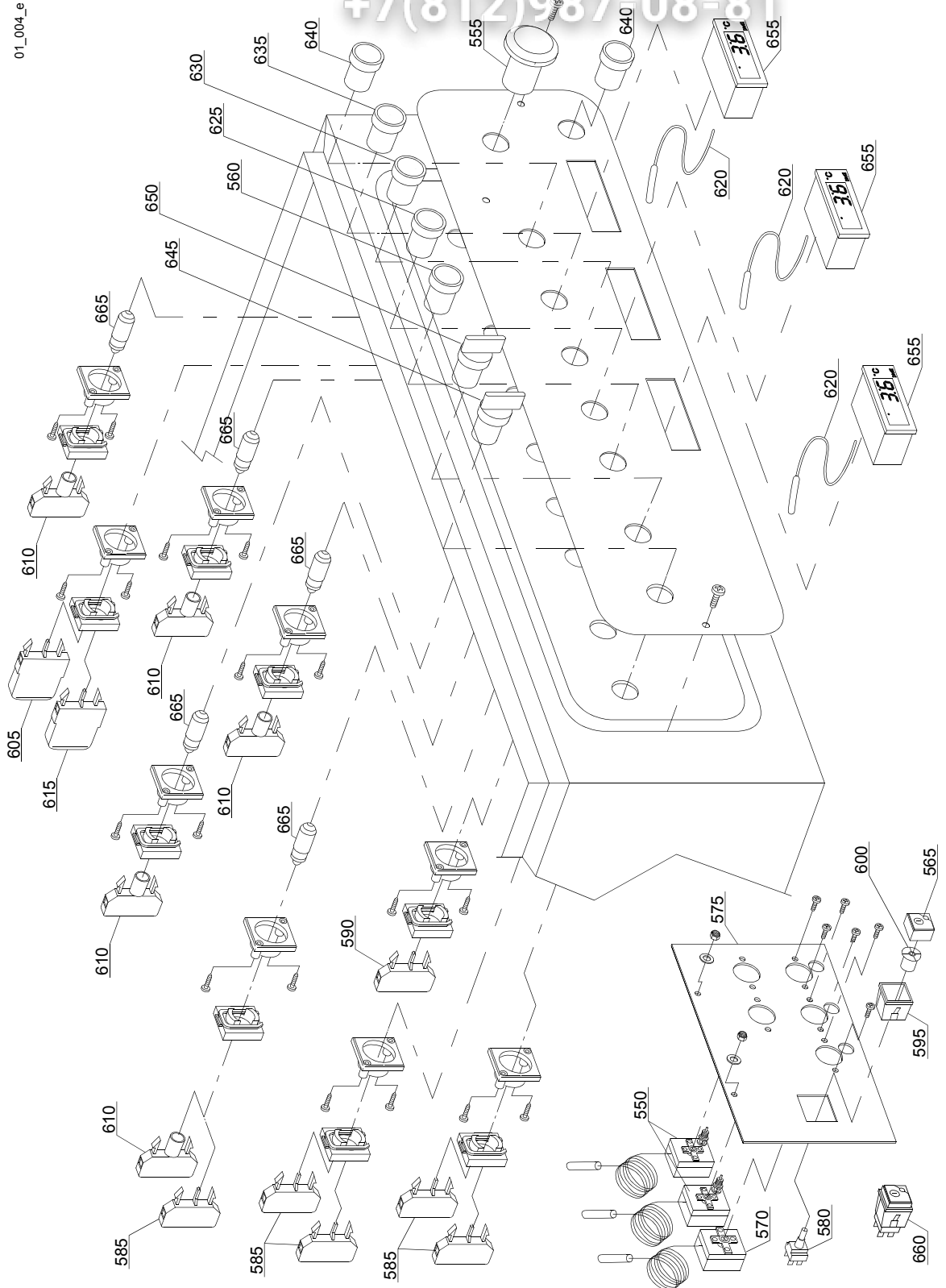
hr=HEAT RECOVERY - TR98, hp=HEAT PUMP - TR99, sc9=STEAM CONDENSER - LC 91, csa=CONVEYOR SPEED ADJUSTING - LC 101, 972=90°MOTORIZED CHAIN CONVEYOR - LC 97/2, 973=180°MOTORIZED CHAIN CONVEYOR - LC 97/3, 974=DRYER WITH 90° MOTORIZED CHAIN CONVEYOR - LC 97/4, 975=DRYER WITH 180° MOTORIZED CHAIN CONVEYOR - LC 97/5, d9=DRYER - LC 90, d92=DRYER - LC 90/2, d929=DRYER - LC 90/900, cw=ADDITIONAL BOILER FOR COLD WATER SUPPLY, dvgw=DVGW VALVE SYSTEM, des=DETERGENT ECONOMIZER SYSTEM, szc9=SPLASH ZONE WITH CILINDER - LC 94, ti=TANK INSULATION, ds=DOUBLE SKIN, bp=BOOSTER PUMP, sdn3=DISPENSER SYSTEM SDN-3, 98=ANGLE LOADING TABLE - LC 98

A=3/N/PE~380-400V 50-60Hz, D=3/PE~200-210V 50-60Hz, F=2/PE~220-240V 50-60Hz, G=3/N/PE~415V 50-60Hz, H=3/PE~220-230V 50-60Hz, K=3/PE~380-400V 50-60Hz, L=3/PE~415V 50-60Hz, M=3/PE~440V 60Hz, P=1/N/PE~220-230V 50-60Hz, R=2/PE~220-240V 50-60Hz, U=1/N/PE~240V 50-60Hz, V=3/PE~240V 50-60Hz, W=1/N/PE~100-110V 50-60Hz

vsezip.ru

+7(812)987 08-81

01_004_e



ID	P-code	SN from	SN to	Mod.	Acces	Volt	Description
Module:Control Panel							
550	2000430		-	em,e,uw			Safety thermostat
555	3002050		-	em,e,uw			Emergency button
560	3002055		-	em,e,uw			Button red
565	15874		-	em,e,uw			Green main switch
570	10707/1		-	em,e,uw			Thermostat 0 - 90° (TB2)
575	3009114		-	em,e,uw			Assembly plate
580	15812		-	em,e,uw			Starter electric component
585	3002054		-	em,e,uw			Green contact piece (NO)
590	3002056		-	em,e,uw			Red contact piece (NC)
595	15815		-	em,e,uw			Support square single
600	15824		-	em,e,uw			Green-orange cam
605	3002051		-	em,e,uw			2NO contact (green)
610	2000234		-	em,e,uw			Lamp holder
615	3002052		-	em,e,uw			2NC contact (red)
620	3006121		-	em,e,uw			Digital thermostat probe
625	2000284		-	em,e,uw			Switch start green
630	2000230		-	em,e,uw			Yellow pillow lamp
635	2000231		-	em,e,uw			Red pillow lamp
640	2000232		-	em,e,uw			Green pillow lamp
645	2000310		-	em,e,uw			Selector ON / OFF
650	2000311		-	em,e,uw			Speed Selector 1-2
655	3006120		-	em,e,uw			Digital thermostat
660	15849		-	em,e,uw			Switch assembly
665	3002068		-	em,e,uw			Lamp

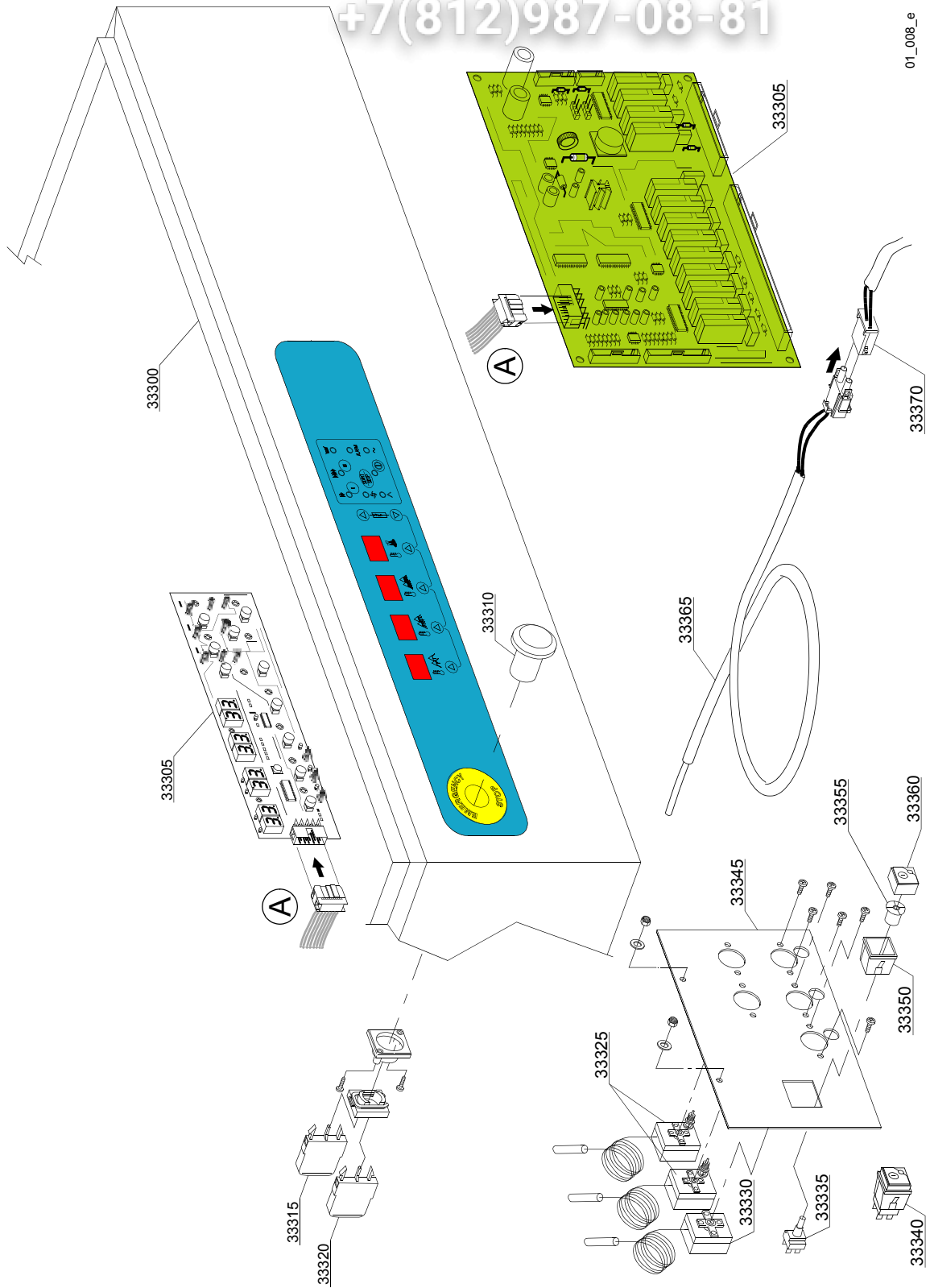
em=ELECTROMECHANICAL SWITCHES, e=ELECTRONICAL SWITCHES, uw=LOWER AND UPPER WASHER
25=25

hr=HEAT RECOVERY - TR98, hp=HEAT PUMP - TR99, sc9=STEAM CONDENSER - LC 91, csa=CONVEYOR SPEED ADJUSTING - LC 101, 972=90°MOTORIZED CHAIN CONVEYOR - LC 97/2, 973=180°MOTORIZED CHAIN CONVEYOR - LC 97/3, 974=DRYER WITH 90° MOTORIZED CHAIN CONVEYOR - LC 97/4, 975=DRYER WITH 180° MOTORIZED CHAIN CONVEYOR - LC 97/5, d9=DRYER - LC 90, d92=DRYER - LC 90/2, d929=DRYER - LC 90/900, cw=ADDITIONAL BOILER FOR COLD WATER SUPPLY, dvgw=DVGW VALVE SYSTEM, des=DETERGENT ECONOMIZER SYSTEM, szc9=SPLASH ZONE WITH CILINDER - LC 94, ti=TANK INSULATION, ds=DOUBLE SKIN, bp=BOOSTER PUMP, sdn3=DISPENSER SYSTEM SDN-3, 98=ANGLE LOADING TABLE - LC 98

A=3/N/PE~380-400V 50-60Hz, D=3/PE~200-210V 50-60Hz, F=2/PE~220-240V 50-60Hz, G=3/N/PE~415V 50-60Hz, H=3/PE~220-230V 50-60Hz, K=3/PE~380-400V 50-60Hz, L=3/PE~415V 50-60Hz, M=3/PE~440V 60Hz, P=1/N/PE~220-230V 50-60Hz, R=2/PE~220-240V 50-60Hz, U=1/N/PE~240V 50-60Hz, V=3/PE~240V 50-60Hz, W=1/N/PE~100-110V 50-60Hz

vsezip.ru

+7(812)987-08-81



01_008_e

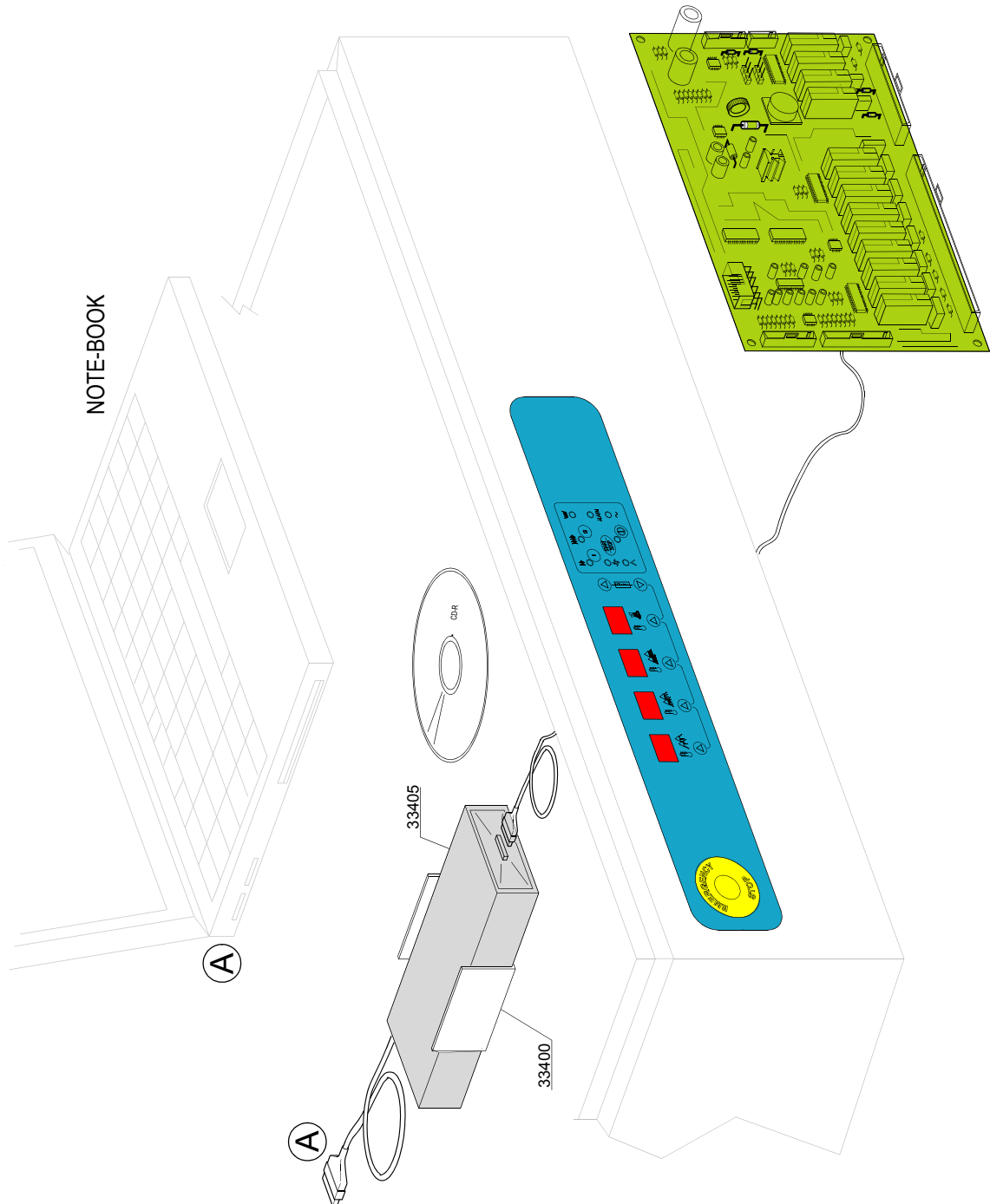
ID	P-code	SN from	SN to	Mod.	Acces	Volt	Description
Module: Control Panel ELECTRONIC							
33300	3009672		-	em,e,uw			Comand parts pannel
33305	3006164		-	em,e,uw			Main board+Touche sensitive
33310	3002050		-	em,e,uw			Emergency button
33315	3002051		-	em,e,uw			2NO contact (green)
33320	3002052		-	em,e,uw			2NC contact (red)
33325	2000430		-	em,e,uw			Safety thermostat
33330	10707/1		-	em,e,uw			Thermostat 0 - 90° (TB2)
33335	15812		-	em,e,uw			Starter electric component
33340	15849		-	em,e,uw			Switch assembly (PM2)
33345	3009114		-	em,e,uw			Assembly plate
33350	15815		-	em,e,uw			Support square single
33355	15824		-	em,e,uw			Green-orange cam
33360	15874		-	em,e,uw			Green main switch
33365	3006165		-	em,e,uw			Termostat probe
33370	3006170		-	em,e,uw			Extend probe thermostat

em=ELECTROMECHANICAL SWITCHES, e=ELECTRONICAL SWITCHES, uw=LOWER AND UPPER WASHER
25=25

hr=HEAT RECOVERY - TR98, hp=HEAT PUMP - TR99, sc9=STEAM CONDENSER - LC 91, csa=CONVEYOR SPEED ADJUSTING - LC 101, 972=90°MOTORIZED CHAIN CONVEYOR - LC 97/2, 973=180°MOTORIZED CHAIN CONVEYOR - LC 97/3, 974=DRYER WITH 90° MOTORIZED CHAIN CONVEYOR - LC 97/4, 975=DRYER WITH 180° MOTORIZED CHAIN CONVEYOR - LC 97/5, d9=DRYER - LC 90, d92=DRYER - LC 90/2, d929=DRYER - LC 90/900, cw=ADDITIONAL BOILER FOR COLD WATER SUPPLY, dvgw=DVGW VALVE SYSTEM, des=DETERGENT ECONOMIZER SYSTEM, szc9=SPLASH ZONE WITH CILINDER - LC 94, ti=TANK INSULATION, ds=DOUBLE SKIN, bp=BOOSTER PUMP, sdn3=DISPENSER SYSTEM SDN-3, 98=ANGLE LOADING TABLE - LC 98

A=3/N/PE~380-400V 50-60Hz, D=3/PE~200-210V 50-60Hz, F=2/PE~220-240V 50-60Hz, G=3/N/PE~415V 50-60Hz, H=3/PE~220-230V 50-60Hz, K=3/PE~380-400V 50-60Hz, L=3/PE~415V 50-60Hz, M=3/PE~440V 60Hz, P=1/N/PE~220-230V 50-60Hz, R=2/PE~220-240V 50-60Hz, U=1/N/PE~240V 50-60Hz, V=3/PE~240V 50-60Hz, W=1/N/PE~100-110V 50-60Hz

01_009_e



vsezip.ru

ID	P-code	SN from	SN to	Mod.	Acces	Volt	Description
Module:Electronic control HACCP							
33400	3060200		-	em,e,uw			Support DATA-LOGGER
33405	999910217		-	em,e,uw			Kit remote control HACCP

em=ELECTROMECHANICAL SWITCHES, e=ELECTRONICAL SWITCHES, uw=LOWER AND UPPER WASHER
25=25

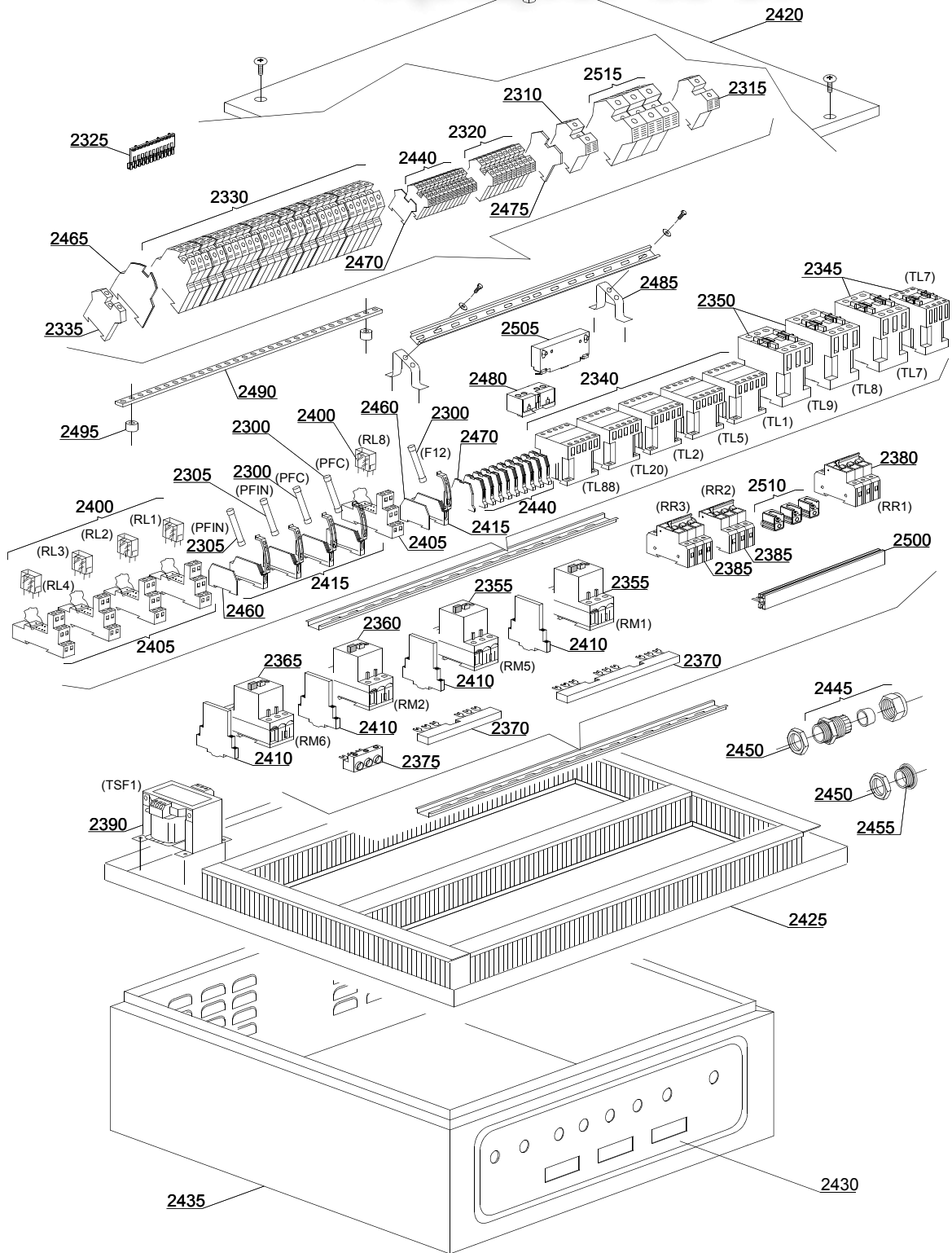
hr=HEAT RECOVERY - TR98, hp=HEAT PUMP - TR99, sc9=STEAM CONDENSER - LC 91, csa=CONVEYOR SPEED
ADJUSTING - LC 101, 972=90°MOTORIZED CHAIN CONVEYOR - LC 97/2, 973=180°MOTORIZED CHAIN CON-
VEYOR - LC 97/3, 974=DRYER WITH 90° MOTORIZED CHAIN CONVEYOR - LC 97/4, 975=DRYER WITH 180° MO-
TORIZED CHAIN CONVEYOR - LC 97/5, d9=DRYER - LC 90, d92=DRYER - LC 90/2, d929=DRYER - LC 90/900,
cw=ADDITIONAL BOILER FOR COLD WATER SUPPLY, dvgw=DVGW VALVE SYSTEM, des=DETERGENT ECON-
OMIZER SYSTEM, szc9=SPLASH ZONE WITH CILINDER - LC 94, ti=TANK INSULATION, ds=DOUBLE SKIN,
bp=BOOSTER PUMP, sdn3=DISPENSER SYSTEM SDN-3, 98=ANGLE LOADING TABLE - LC 98

A=3/N/PE~380-400V 50-60Hz, D=3/PE~200-210V 50-60Hz, F=2/PE~220-240V 50-60Hz, G=3/N/PE~415V 50-60Hz,
H=3/PE~220-230V 50-60Hz, K=3/PE~380-400V 50-60Hz, L=3/PE~415V 50-60Hz, M=3/PE~440V 60Hz, P=1/N/PE~220-
230V 50-60Hz, R=2/PE~220-240V 50-60Hz, U=1/N/PE~240V 50-60Hz, V=3/PE~240V 50-60Hz, W=1/N/PE~100-110V
50-60Hz

vsezip.ru

+7(812)987-08-81

02_013_e



ID	P-code	SN from	SN to	Mod.	Acces	Volt	Description
Module: Electric parts							
2300	15160		-	em,e,uw		A	Fuse 5x20 10A
2305	15163		-	em,e,uw		A	Fuse 5x20 1A
2310	3006090		-	em,e,uw		A	Clamp 35 mm ²
2315	3006091		-	em,e,uw		A	Earth clamp 35 mm ²
2320	10300403		-	em,e,uw		A	Clamp 6 mm ²
2325	3006066		-	em,e,uw		A	Contacteur
2330	3006072		-	em,e,uw		A	Double clamp 4 mm ²
2335	3006093		-	em,e,uw		A	DIN guide backstop
2340	2000370		-	em,e,uw		A	Contacteur MC9
2345	2000380		-	em,e,uw		A	Contacteur BF12 (heating element < 9 kW)
2345	2000385		-	em,e,uw		A	Contacteur BF20 (heating element > 9 kW)
2350	2000385		-	em,e,uw		A	Contacteur BF20
2355	2000390		-	em,e,uw		A	Motorprotector 1 - 1.6A
2360	2000400		-	em,e,uw		A	Motorprotector 4-6,3A
2365	2000394		-	em,e,uw		A	Motorprotector 2,5-4A
2370	3006085		-	em,e,uw		A	2 position electrical contactor LMS25
2370	3006086		-	em,e,uw		A	3 position electrical contactor LMS25
2370	3006100		-	em,e,uw		A	4 position electrical contactor LMS25
2370	3006101		-	em,e,uw		A	5 position electrical contactor LMS25
2375	3006087		-	em,e,uw		A	Electrical connection
2380	2000403		-	em,e,uw		A	Automatic fuse C20 (heating element < 9kW)
2380	2000404		-	em,e,uw		A	Automatic fuse C25 (heating element > 9kW)
2385	2000403		-	em,e,uw		A	Automatic fuse C20 (heating element < 9kW)
2385	2000404		-	em,e,uw		A	Automatic fuse C25 (heating element > 9kW)
2390	3006061		-	em,e,uw		A	Transformer 200VA
2400	3006078		-	em,e,uw		A	Relay
2405	3006079		-	em,e,uw		A	Base for relay
2410	3006080		-	em,e,uw		A	Auxiliary contact LMS25

em=ELECTROMECHANICAL SWITCHES, e=ELECTRONICAL SWITCHES, uw=LOWER AND UPPER WASHER
25=25

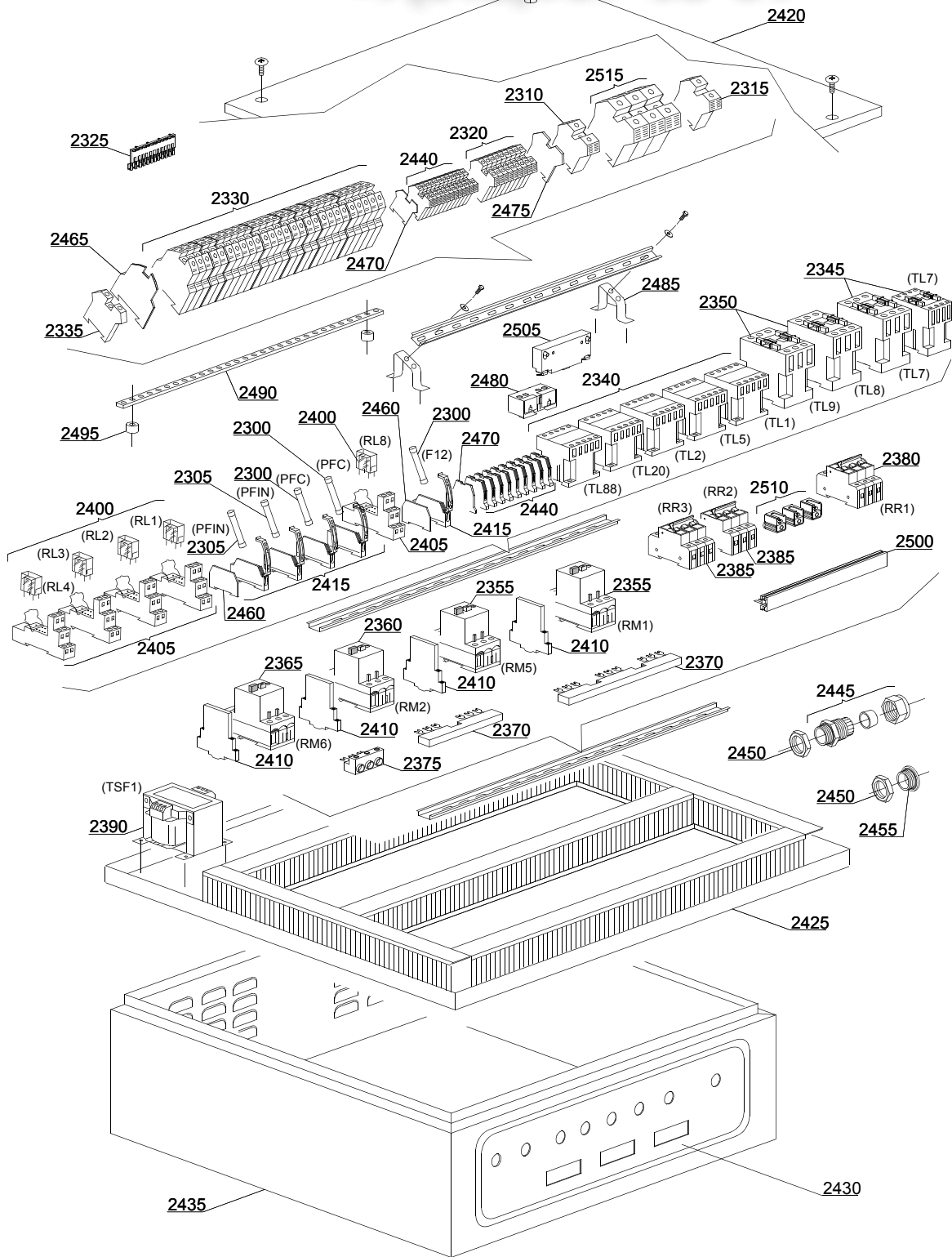
hr=HEAT RECOVERY - TR98, hp=HEAT PUMP - TR99, sc9=STEAM CONDENSER - LC 91, csa=CONVEYOR SPEED
ADJUSTING - LC 101, 972=90°MOTORIZED CHAIN CONVEYOR - LC 97/2, 973=180°MOTORIZED CHAIN
CONVEYOR - LC 97/3, 974=DRYER WITH 90°MOTORIZED CHAIN CONVEYOR - LC 97/4, 975=DRYER WITH 180°
MOTORIZED CHAIN CONVEYOR - LC 97/5, d9=DRYER - LC 90, d92=DRYER - LC 90/2, d929=DRYER - LC 90/900,
cw=ADDITIONAL BOILER FOR COLD WATER SUPPLY, dvgw=DVGW VALVE SYSTEM, des=DETERGENT ECON-
OMIZER SYSTEM, szc9=SPLASH ZONE WITH CILINDER - LC 94, ti=TANK INSULATION, ds=DOUBLE SKIN,
bp=BOOSTER PUMP, sdn3=DISPENSER SYSTEM SDN-3, 98=ANGLE LOADING TABLE - LC 98

A=3/N/PE~380-400V 50-60Hz, D=3/PE~200-210V 50-60Hz, F=2/PE~220-240V 50-60Hz, G=3/N/PE~415V 50-60Hz,
H=3/PE~220-230V 50-60Hz, K=3/PE~380-400V 50-60Hz, L=3/PE~415V 50-60Hz, M=3/PE~440V 60Hz, P=1/N/PE~220-
230V 50-60Hz, R=2/PE~220-240V 50-60Hz, U=1/N/PE~240V 50-60Hz, V=3/PE~240V 50-60Hz, W=1/N/PE~100-110V
50-60Hz

vsezip.ru

+7(812)987-08-81

02_013_e



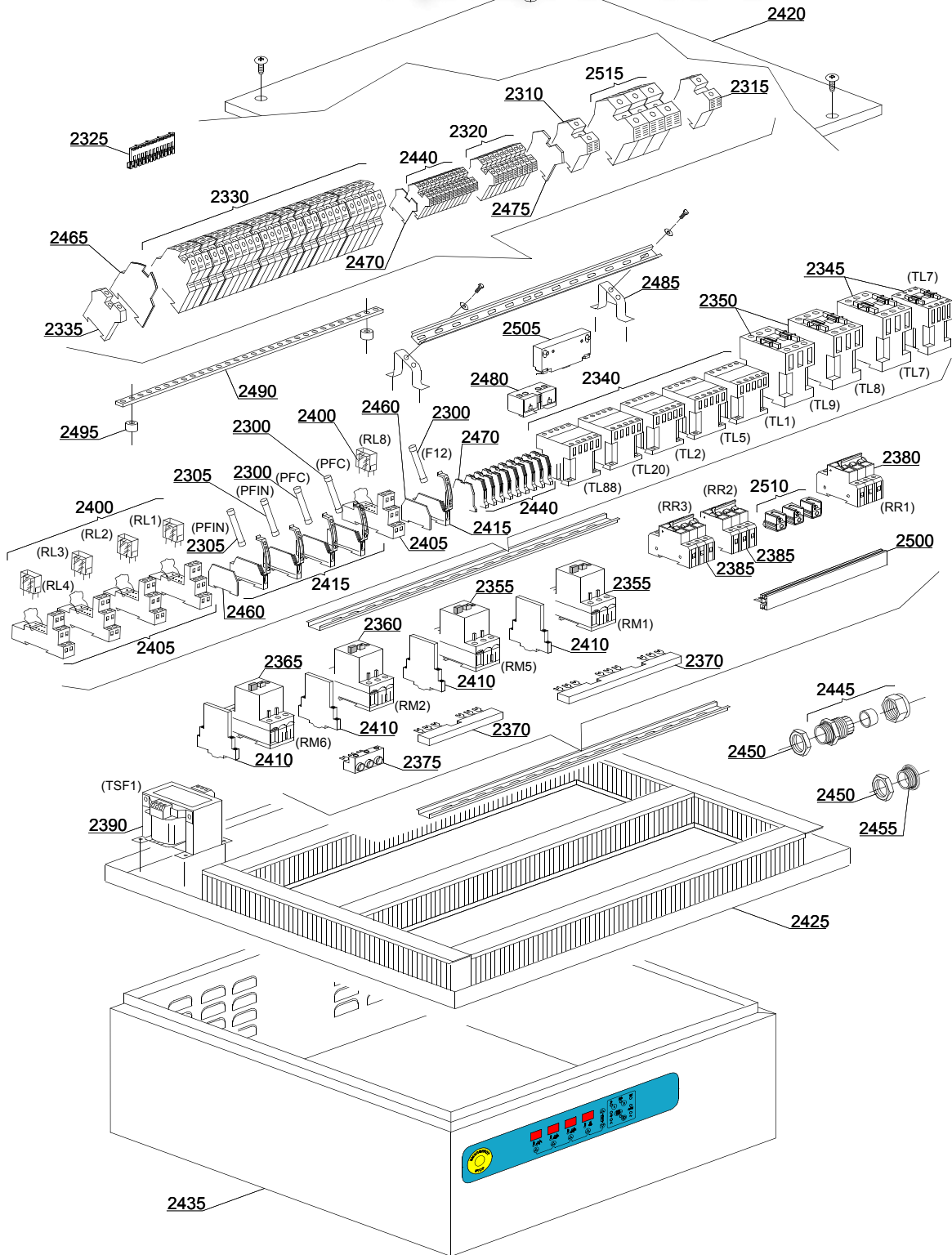
ID	P-code	SN from	SN to	Mod	Acces	Volt	Description
Module: Electric parts							
2415	3006147		-	em,e,uw		A	Fuse holder
2420	3009197		-	em,e,uw		A	Control panel cover
2420	3009652		-	em,e,uw		A	Control panel cover
2425	3009146		-	em,e,uw		A	Electric parts pannel
2430	3009145		-	em,e,uw		A	Comand parts pannel
2435	3019030		-	em,e,uw		A	Control panel case
2435	3009654		-	em,e,uw		A	Control panel case
2440	3006092		-	em,e,uw		A	Clamp 4mm ²
2445	80419		-	em,e,uw		A	Cable-fastener PG29
2450	80420		-	em,e,uw		A	Lock nut
2455	80421		-	em,e,uw		A	Plug PG29
2460	3006144		-	em,e,uw		A	Fuse holder covering plate
2465	3006071		-	em,e,uw		A	Double clamp covering plate 4mm ²
2470	3006083		-	em,e,uw		A	Clamp covering plate 4mm ²
2475	3006084		-	em,e,uw		A	Clamp covering plate 35mm ²
2480	3006068		-	em,e,uw		A	MC9 auxiliary contact 1NO-1NC
2480	3002057		-	em,e,uw		A	MC9 auxiliary contact 2NO
2480	3002052		-	em,e,uw		A	MC9 auxiliary contact 2NC
2485	3006067		-	em,e,uw		A	DIN guide support
2490	3006161		-	em,e,uw		A	Electrical bonding bar
2495	3006162		-	em,e,uw		A	Insulators
2500	3006163		-	em,e,uw		A	Connection bar
2505	3006153		-	em,e,uw		A	Mechanical lock safety
2510	3006160		-	em,e,uw		A	Feed clamp 35mm ²
2515	3006090		-	em,e,uw		A	Clamp 35mm ² (Imax<90A)
2515	3006108		-	em,e,uw		A	Clamp 70mm ² (Imax>90A)

em=ELECTROMECHANICAL SWITCHES, e=ELECTRONICAL SWITCHES, uw=LOWER AND UPPER WASHER
25=25

hr=HEAT RECOVERY - TR98, hp=HEAT PUMP - TR99, sc9=STEAM CONDENSER - LC 91, csa=CONVEYOR SPEED ADJUSTING - LC 101, 972=90°MOTORIZED CHAIN CONVEYOR - LC 97/2, 973=180°MOTORIZED CHAIN CONVEYOR - LC 97/3, 974=DRYER WITH 90° MOTORIZED CHAIN CONVEYOR - LC 97/4, 975=DRYER WITH 180° MOTORIZED CHAIN CONVEYOR - LC 97/5, d9=DRYER - LC 90, d92=DRYER - LC 90/2, d929=DRYER - LC 90/900, cw=ADDITIONAL BOILER FOR COLD WATER SUPPLY, dvgw=DVGW VALVE SYSTEM, des=DETERGENT ECONOMIZER SYSTEM, szc9=SPLASH ZONE WITH CILINDER - LC 94, ti=TANK INSULATION, ds=DOUBLE SKIN, bp=BOOSTER PUMP, sdn3=DISPENSER SYSTEM SDN-3, 98=ANGLE LOADING TABLE - LC 98

A=3/N/PE~380-400V 50-60Hz, D=3/PE~200-210V 50-60Hz, F=2/PE~220-240V 50-60Hz, G=3/N/PE~415V 50-60Hz, H=3/PE~220-230V 50-60Hz, K=3/PE~380-400V 50-60Hz, L=3/PE~415V 50-60Hz, M=3/PE~440V 60Hz, P=1/N/PE~220-230V 50-60Hz, R=2/PE~220-240V 50-60Hz, U=1/N/PE~240V 50-60Hz, V=3/PE~240V 50-60Hz, W=1/N/PE~100-110V 50-60Hz

02_014_e



ID	P-code	SN from	SN to	Mod.	Acces.	Volt	Description
Module: Electric parts							
2300	15160		-	em,e,uw		A	Fuse 5x20 10A
2305	15163		-	em,e,uw		A	Fuse 5x20 1A
2310	3006090		-	em,e,uw		A	Clamp 35 mm ²
2315	3006091		-	em,e,uw		A	Earth clamp 35 mm ²
2320	10300403		-	em,e,uw		A	Clamp 6 mm ²
2325	3006066		-	em,e,uw		A	Contacteur
2330	3006072		-	em,e,uw		A	Double clamp 4 mm ²
2335	3006093		-	em,e,uw		A	DIN guide backstop
2340	2000370		-	em,e,uw		A	Contacteur MC9
2345	2000380		-	em,e,uw		A	Contacteur BF12 (heating element < 9 kW)
2345	2000385		-	em,e,uw		A	Contacteur BF20 (heating element > 9 kW)
2350	2000385		-	em,e,uw		A	Contacteur BF20
2355	2000390		-	em,e,uw		A	Motorprotector 1 - 1.6A
2360	2000400		-	em,e,uw		A	Motorprotector 4-6,3A
2365	2000394		-	em,e,uw		A	Motorprotector 2,5-4A
2370	3006085		-	em,e,uw		A	2 position electrical contactor LMS25
2370	3006086		-	em,e,uw		A	3 position electrical contactor LMS25
2370	3006100		-	em,e,uw		A	4 position electrical contactor LMS25
2370	3006101		-	em,e,uw		A	5 position electrical contactor LMS25
2375	3006087		-	em,e,uw		A	Electrical connection
2380	2000403		-	em,e,uw		A	Automatic fuse C20 (heating element < 9kW)
2380	2000404		-	em,e,uw		A	Automatic fuse C25 (heating element > 9kW)
2385	2000403		-	em,e,uw		A	Automatic fuse C20 (heating element < 9kW)
2385	2000404		-	em,e,uw		A	Automatic fuse C25 (heating element > 9kW)
2390	3006061		-	em,e,uw		A	Transformer 200VA
2400	3006078		-	em,e,uw		A	Relay
2405	3006079		-	em,e,uw		A	Base for relay
2410	3006080		-	em,e,uw		A	Auxiliary contact LMS25

em=ELECTROMECHANICAL SWITCHES, e=ELECTRONICAL SWITCHES, uw=LOWER AND UPPER WASHER
25=25

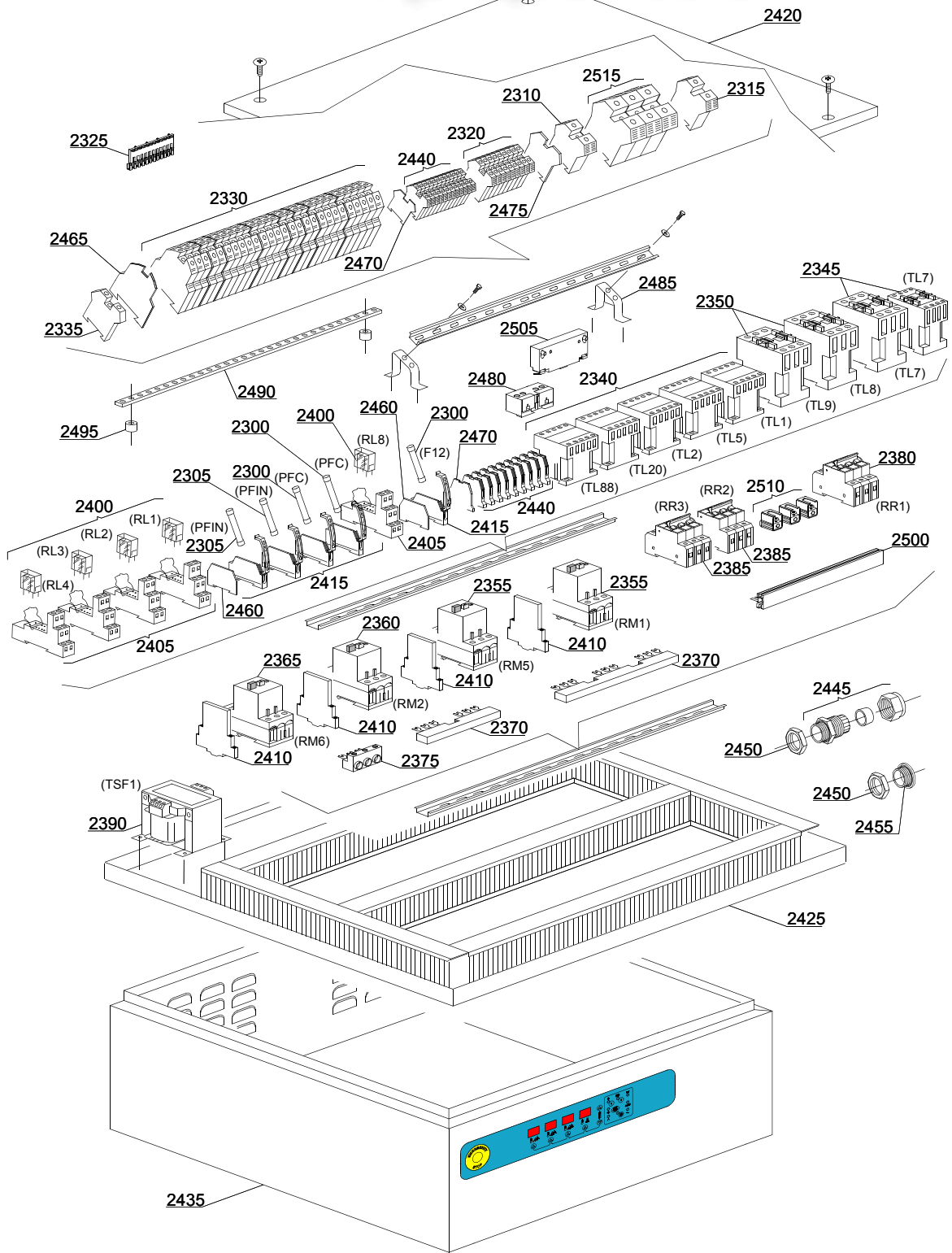
hr=HEAT RECOVERY - TR98, hp=HEAT PUMP - TR99, sc9=STEAM CONDENSER - LC 91, csa=CONVEYOR SPEED
ADJUSTING - LC 101, 972=90°MOTORIZED CHAIN CONVEYOR - LC 97/2, 973=180°MOTORIZED CHAIN
CONVEYOR - LC 97/3, 974=DRYER WITH 90° MOTORIZED CHAIN CONVEYOR - LC 97/4, 975=DRYER WITH 180° MO-
TORIZED CHAIN CONVEYOR - LC 97/5, d9=DRYER - LC 90, d92=DRYER - LC 90/2, d929=DRYER - LC 90/900,
cw=ADDITIONAL BOILER FOR COLD WATER SUPPLY, dvgw=DVGW VALVE SYSTEM, des=DETERGENT ECON-
OMIZER SYSTEM, szc9=SPLASH ZONE WITH CILINDER - LC 94, ti=TANK INSULATION, ds=DOUBLE SKIN,
bp=BOOSTER PUMP, sdn3=DISPENSER SYSTEM SDN-3, 98=ANGLE LOADING TABLE - LC 98

A=3/N/PE~380-400V 50-60Hz, D=3/PE~200-210V 50-60Hz, F=2/PE~220-240V 50-60Hz, G=3/N/PE~415V 50-60Hz,
H=3/PE~220-230V 50-60Hz, K=3/PE~380-400V 50-60Hz, L=3/PE~415V 50-60Hz, M=3/PE~440V 60Hz, P=1/N/PE~220-
230V 50-60Hz, R=2/PE~220-240V 50-60Hz, U=1/N/PE~240V 50-60Hz, V=3/PE~240V 50-60Hz, W=1/N/PE~100-110V
50-60Hz

vsezip.ru

+7(812)987-08-81

02_014_e



ID	P-code	SN from	SN to	Mod	Acces.	Volt	Description
Module: Electric parts							
2415	3006147		-	em,e,uw		A	Fuse holder
2420	3009197		-	em,e,uw		A	Control panel cover
2420	3009652		-	em,e,uw		A	Control panel cover
2425	3009146		-	em,e,uw		A	Electric parts pannel
2435	3009672		-	em,e,uw		A	Control panel case
2440	3006092		-	em,e,uw		A	Clamp 4mm ²
2445	80419		-	em,e,uw		A	Cable-fastener PG29
2450	80420		-	em,e,uw		A	Lock nut
2455	80421		-	em,e,uw		A	Plug PG29
2460	3006144		-	em,e,uw		A	Fuse holder covering plate
2465	3006071		-	em,e,uw		A	Double clamp covering plate 4mm ²
2470	3006083		-	em,e,uw		A	Clamp covering plate 4mm ²
2475	3006084		-	em,e,uw		A	Clamp covering plate 35mm ²
2480	3006068		-	em,e,uw		A	MC9 auxiliary contact 1NO-1NC
2480	3002057		-	em,e,uw		A	MC9 auxiliary contact 2NO
2480	3002052		-	em,e,uw		A	MC9 auxiliary contact 2NC
2485	3006067		-	em,e,uw		A	DIN guide support
2490	3006161		-	em,e,uw		A	Electrical bonding bar
2495	3006162		-	em,e,uw		A	Insulators
2500	3006163		-	em,e,uw		A	Connection bar
2505	3006153		-	em,e,uw		A	Mechanical lock safety
2510	3006160		-	em,e,uw		A	Feed clamp 35mm ²
2515	3006090		-	em,e,uw		A	Clamp 35mm ² (Imax<90A)
2515	3006108		-	em,e,uw		A	Clamp 70mm ² (Imax>90A)

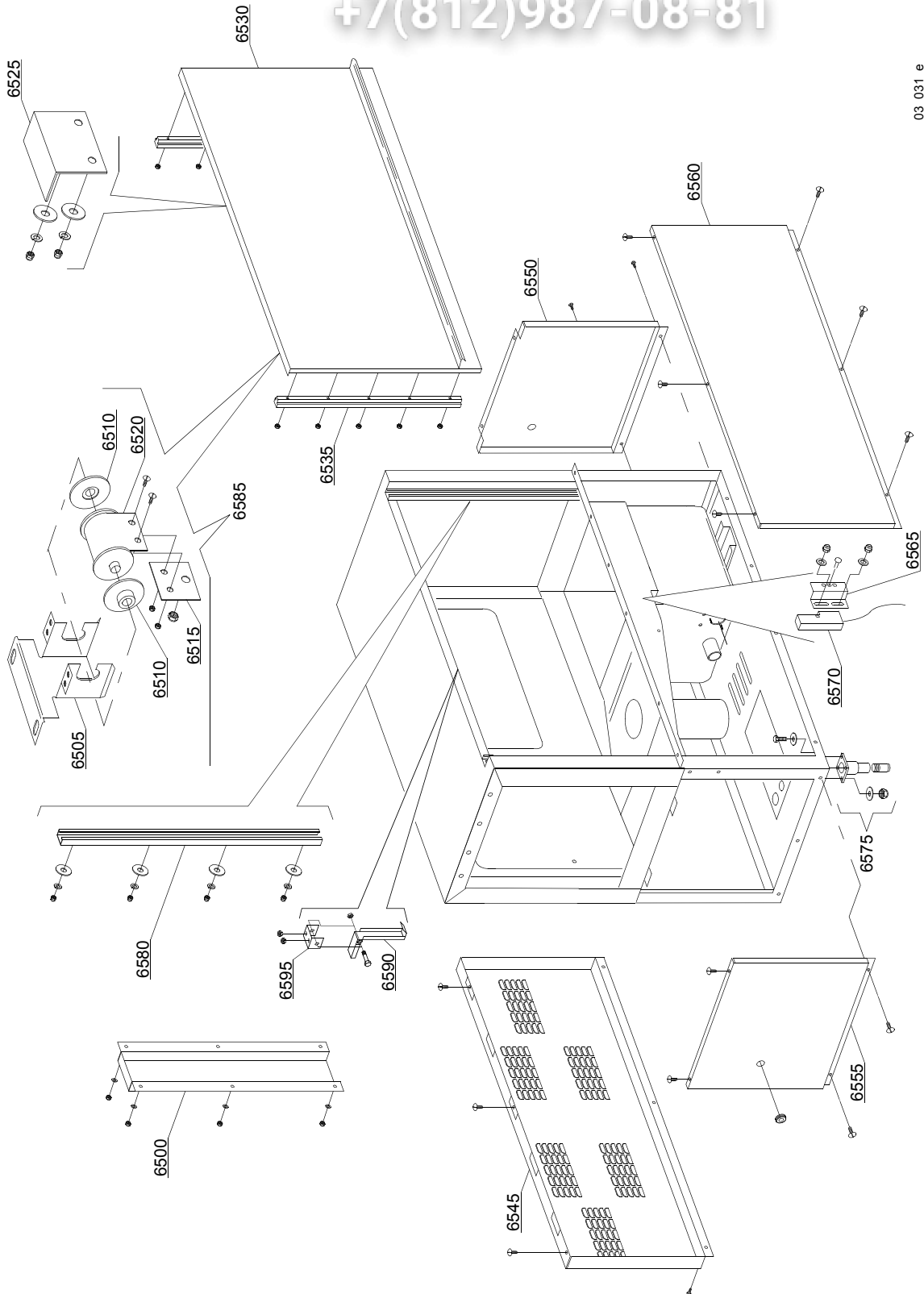
em=ELECTROMECHANICAL SWITCHES, e=ELECTRONICAL SWITCHES, uw=LOWER AND UPPER WASHER
25=25

hr=HEAT RECOVERY - TR98, hp=HEAT PUMP - TR99, sc9=STEAM CONDENSER - LC 91, csa=CONVEYOR SPEED ADJUSTING - LC 101, 972=90°MOTORIZED CHAIN CONVEYOR - LC 97/2, 973=180°MOTORIZED CHAIN CONVEYOR - LC 97/3, 974=DRYER WITH 90° MOTORIZED CHAIN CONVEYOR - LC 97/4, 975=DRYER WITH 180° MOTORIZED CHAIN CONVEYOR - LC 97/5, d9=DRYER - LC 90, d92=DRYER - LC 90/2, d929=DRYER - LC 90/900, cw=ADDITIONAL BOILER FOR COLD WATER SUPPLY, dvgw=DVGW VALVE SYSTEM, des=DETERGENT ECONOMIZER SYSTEM, szc9=SPLASH ZONE WITH CILINDER - LC 94, ti=TANK INSULATION, ds=DOUBLE SKIN, bp=BOOSTER PUMP, sdn3=DISPENSER SYSTEM SDN-3, 98=ANGLE LOADING TABLE - LC 98

A=3/N/PE~380-400V 50-60Hz, D=3/PE~200-210V 50-60Hz, F=2/PE~220-240V 50-60Hz, G=3/N/PE~415V 50-60Hz, H=3/PE~220-230V 50-60Hz, K=3/PE~380-400V 50-60Hz, L=3/PE~415V 50-60Hz, M=3/PE~440V 60Hz, P=1/N/PE~220-230V 50-60Hz, R=2/PE~220-240V 50-60Hz, U=1/N/PE~240V 50-60Hz, V=3/PE~240V 50-60Hz, W=1/N/PE~100-110V 50-60Hz

vsezip.ru

+7(812)987-08-81



03_031_e

ID	P-code	SN from	SN to	Mod	Acces	Volt	Description
Module:General parts							
6500	3009322		-	em,e,uw			Rear cover
6505	3009909		-	em,e,uw			Spring support
6510	3004012		-	em,e,uw			Spring holder
6515	3009555		-	em,e,uw			Spring clamping plate
6520	3004011		-	em,e,uw			Door spring BBSR 23
6525	3009269		-	em,e,uw			Door stop
6530	3009404		-	em,e,uw			Door assembly
6535	3004026		-	em,e,uw			Door guide
6545	3009173		-	em,e,uw			Rear panel
6550	3009188		-	em,e,uw			Cover left
6555	3009189		-	em,e,uw			Cover right
6560	3009465		-	em,e,uw			Front cover
6565	3009112		-	em,e,uw			Microswitch support
6570	3003112		-	em,e,uw			Door microswitch
6575	3004060		-	em,e,uw			Foot
6580	3009033		-	em,e,uw			Slideways
6585	3009905		-	em,e,uw			Spring assembly BBSR 23
6590	3000323		-	em,e,uw			Hook door
6595	3000324		-	em,e,uw			Hook support

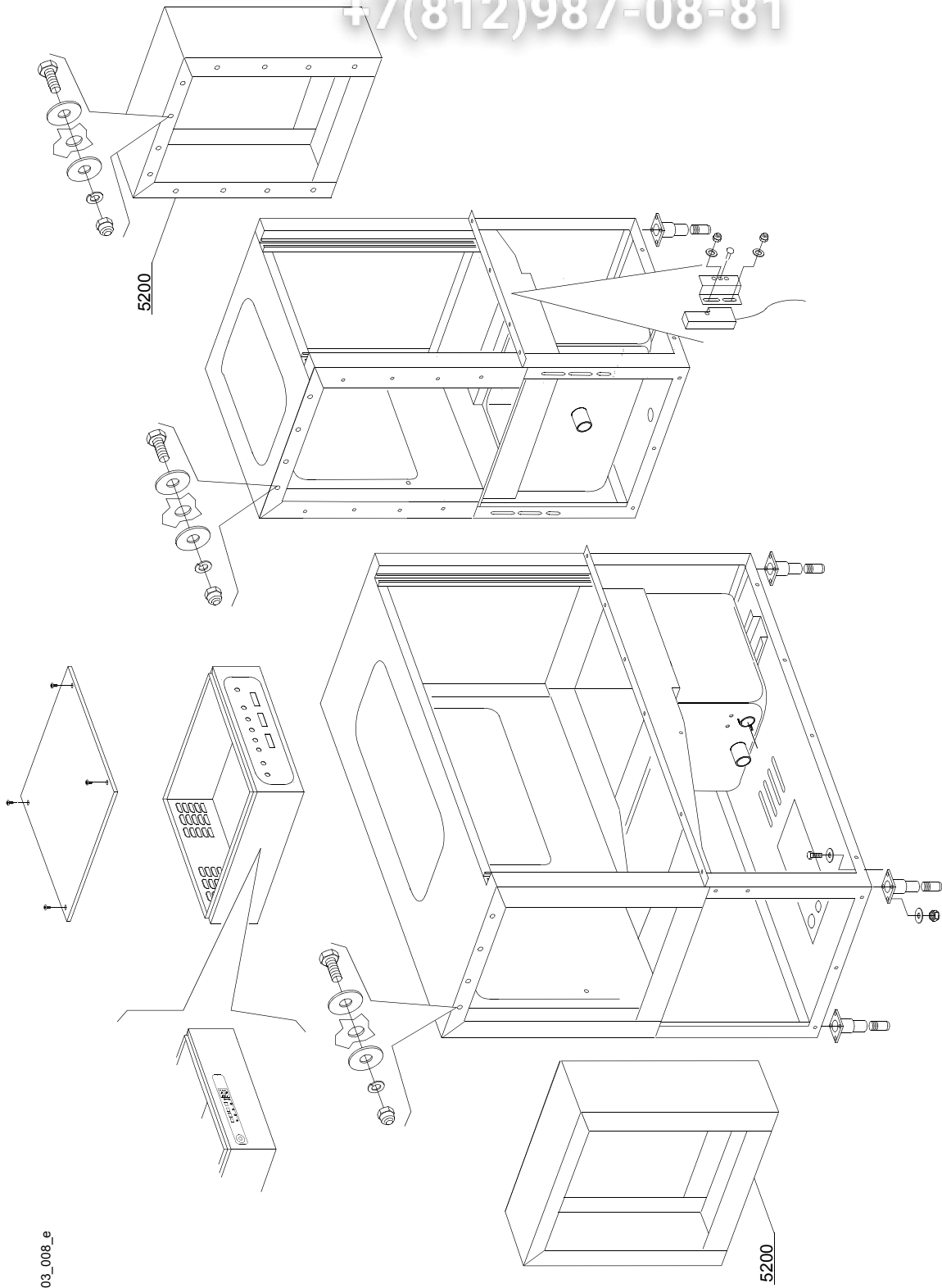
em=ELECTROMECHANICAL SWITCHES, e=ELECTRONICAL SWITCHES, uw=LOWER AND UPPER WASHER
25=25

hr=HEAT RECOVERY - TR98, hp=HEAT PUMP - TR99, sc9=STEAM CONDENSER - LC 91, csa=CONVEYOR SPEED
ADJUSTING - LC 101, 972=90°MOTORIZED CHAIN CONVEYOR - LC 97/2, 973=180°MOTORIZED CHAIN CON-
VEYOR - LC 97/3, 974=DRYER WITH 90° MOTORIZED CHAIN CONVEYOR - LC 97/4, 975=DRYER WITH 180° MO-
TORIZED CHAIN CONVEYOR - LC 97/5, d9=DRYER - LC 90, d92=DRYER - LC 90/2, d929=DRYER - LC 90/900,
cw=ADDITIONAL BOILER FOR COLD WATER SUPPLY, dvgw=DVGW VALVE SYSTEM, des=DETERGENT ECON-
OMIZER SYSTEM, szc9=SPLASH ZONE WITH CILINDER - LC 94, ti=TANK INSULATION, ds=DOUBLE SKIN,
bp=BOOSTER PUMP, sdn3=DISPENSER SYSTEM SDN-3, 98=ANGLE LOADING TABLE - LC 98

A=3/N/PE~380-400V 50-60Hz, D=3/PE~200-210V 50-60Hz, F=2/PE~220-240V 50-60Hz, G=3/N/PE~415V 50-60Hz,
H=3/PE~220-230V 50-60Hz, K=3/PE~380-400V 50-60Hz, L=3/PE~415V 50-60Hz, M=3/PE~440V 60Hz, P=1/N/PE~220-
230V 50-60Hz, R=2/PE~220-240V 50-60Hz, U=1/N/PE~240V 50-60Hz, V=3/PE~240V 50-60Hz, W=1/N/PE~100-110V
50-60Hz

vsezip.ru

+7(812)987-08-81



03_008_e

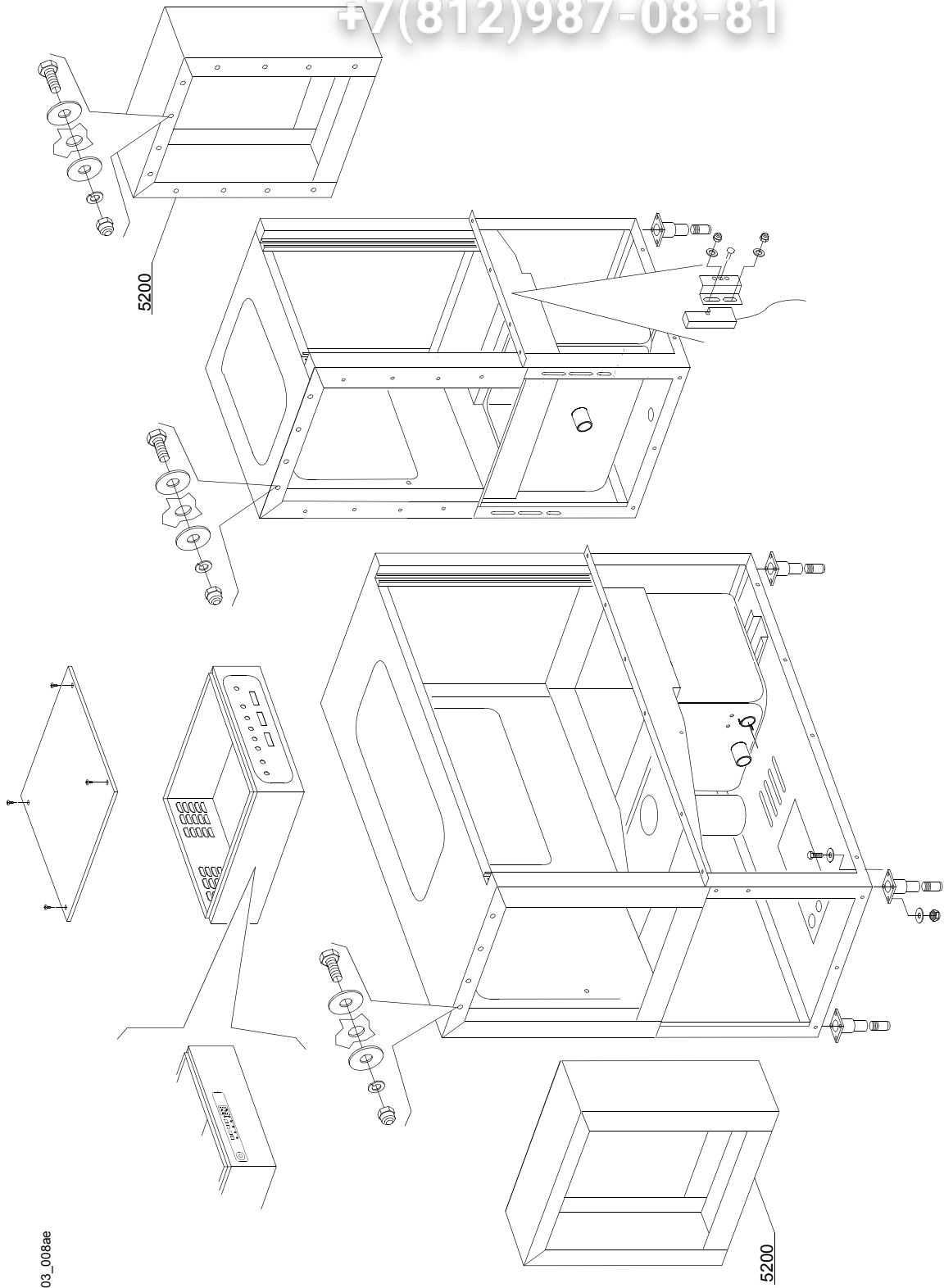
vsezip.ru

ID	P-code	SN from	SN to	Mod	Acces	Volt	Description
Module: Machine structure in modules							
5200	3019021		-	em,e,uw			Splash zone

em=ELECTROMECHANICAL SWITCHES, e=ELECTRONICAL SWITCHES, uw=LOWER AND UPPER WASHER
25=25

hr=HEAT RECOVERY - TR98, hp=HEAT PUMP - TR99, sc9=STEAM CONDENSER - LC 91, csa=CONVEYOR SPEED
ADJUSTING - LC 101, 972=90°MOTORIZED CHAIN CONVEYOR - LC 97/2, 973=180°MOTORIZED CHAIN CON-
VEYOR - LC 97/3, 974=DRYER WITH 90° MOTORIZED CHAIN CONVEYOR - LC 97/4, 975=DRYER WITH 180° MO-
TORIZED CHAIN CONVEYOR - LC 97/5, d9=DRYER - LC 90, d92=DRYER - LC 90/2, d929=DRYER - LC 90/900,
cw=ADDITIONAL BOILER FOR COLD WATER SUPPLY, dvgw=DVGW VALVE SYSTEM, des=DETERGENT ECON-
OMIZER SYSTEM, szc9=SPLASH ZONE WITH CILINDER - LC 94, ti=TANK INSULATION, ds=DOUBLE SKIN,
bp=BOOSTER PUMP, sdn3=DISPENSER SYSTEM SDN-3, 98=ANGLE LOADING TABLE - LC 98

A=3/N/PE~380-400V 50-60Hz, D=3/PE~200-210V 50-60Hz, F=2/PE~220-240V 50-60Hz, G=3/N/PE~415V 50-60Hz,
H=3/PE~220-230V 50-60Hz, K=3/PE~380-400V 50-60Hz, L=3/PE~415V 50-60Hz, M=3/PE~440V 60Hz, P=1/N/PE~220-
230V 50-60Hz, R=2/PE~220-240V 50-60Hz, U=1/N/PE~240V 50-60Hz, V=3/PE~240V 50-60Hz, W=1/N/PE~100-110V
50-60Hz



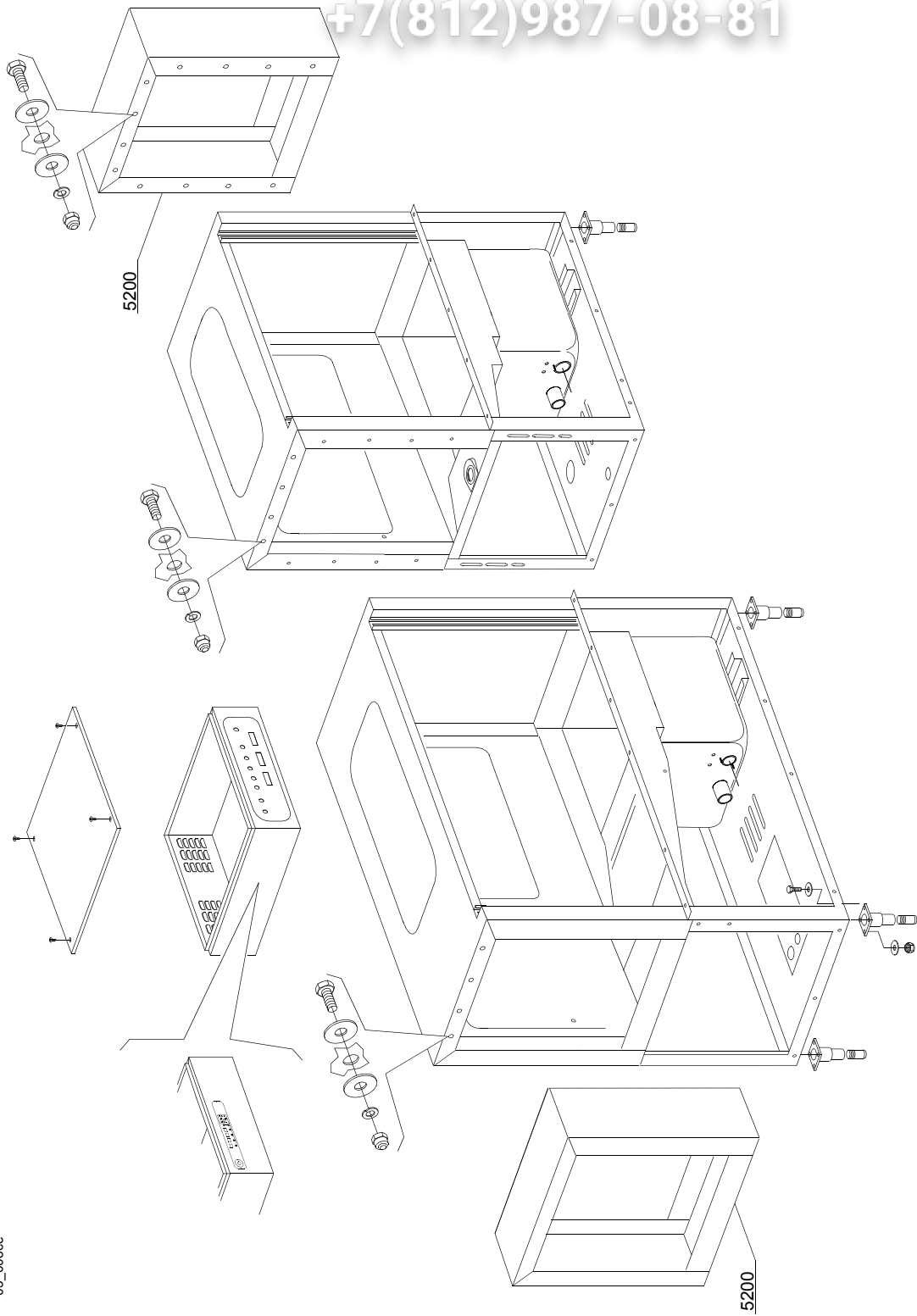
vsezip.ru

ID	P-code	SN from	SN to	Mod	Acces	Volt	Description
Module: Machine structure in modules							
5200	3019021		-	em,e,uw			Splash zone

em=ELECTROMECHANICAL SWITCHES, e=ELECTRONICAL SWITCHES, uw=LOWER AND UPPER WASHER
25=25

hr=HEAT RECOVERY - TR98, hp=HEAT PUMP - TR99, sc9=STEAM CONDENSER - LC 91, csa=CONVEYOR SPEED
ADJUSTING - LC 101, 972=90°MOTORIZED CHAIN CONVEYOR - LC 97/2, 973=180°MOTORIZED CHAIN CON-
VEYOR - LC 97/3, 974=DRYER WITH 90° MOTORIZED CHAIN CONVEYOR - LC 97/4, 975=DRYER WITH 180° MO-
TORIZED CHAIN CONVEYOR - LC 97/5, d9=DRYER - LC 90, d92=DRYER - LC 90/2, d929=DRYER - LC 90/900,
cw=ADDITIONAL BOILER FOR COLD WATER SUPPLY, dvgw=DVGW VALVE SYSTEM, des=DETERGENT ECON-
OMIZER SYSTEM, szc9=SPLASH ZONE WITH CILINDER - LC 94, ti=TANK INSULATION, ds=DOUBLE SKIN,
bp=BOOSTER PUMP, sdn3=DISPENSER SYSTEM SDN-3, 98=ANGLE LOADING TABLE - LC 98

A=3/N/PE~380-400V 50-60Hz, D=3/PE~200-210V 50-60Hz, F=2/PE~220-240V 50-60Hz, G=3/N/PE~415V 50-60Hz,
H=3/PE~220-230V 50-60Hz, K=3/PE~380-400V 50-60Hz, L=3/PE~415V 50-60Hz, M=3/PE~440V 60Hz, P=1/N/PE~220-
230V 50-60Hz, R=2/PE~220-240V 50-60Hz, U=1/N/PE~240V 50-60Hz, V=3/PE~240V 50-60Hz, W=1/N/PE~100-110V
50-60Hz



03_008ce

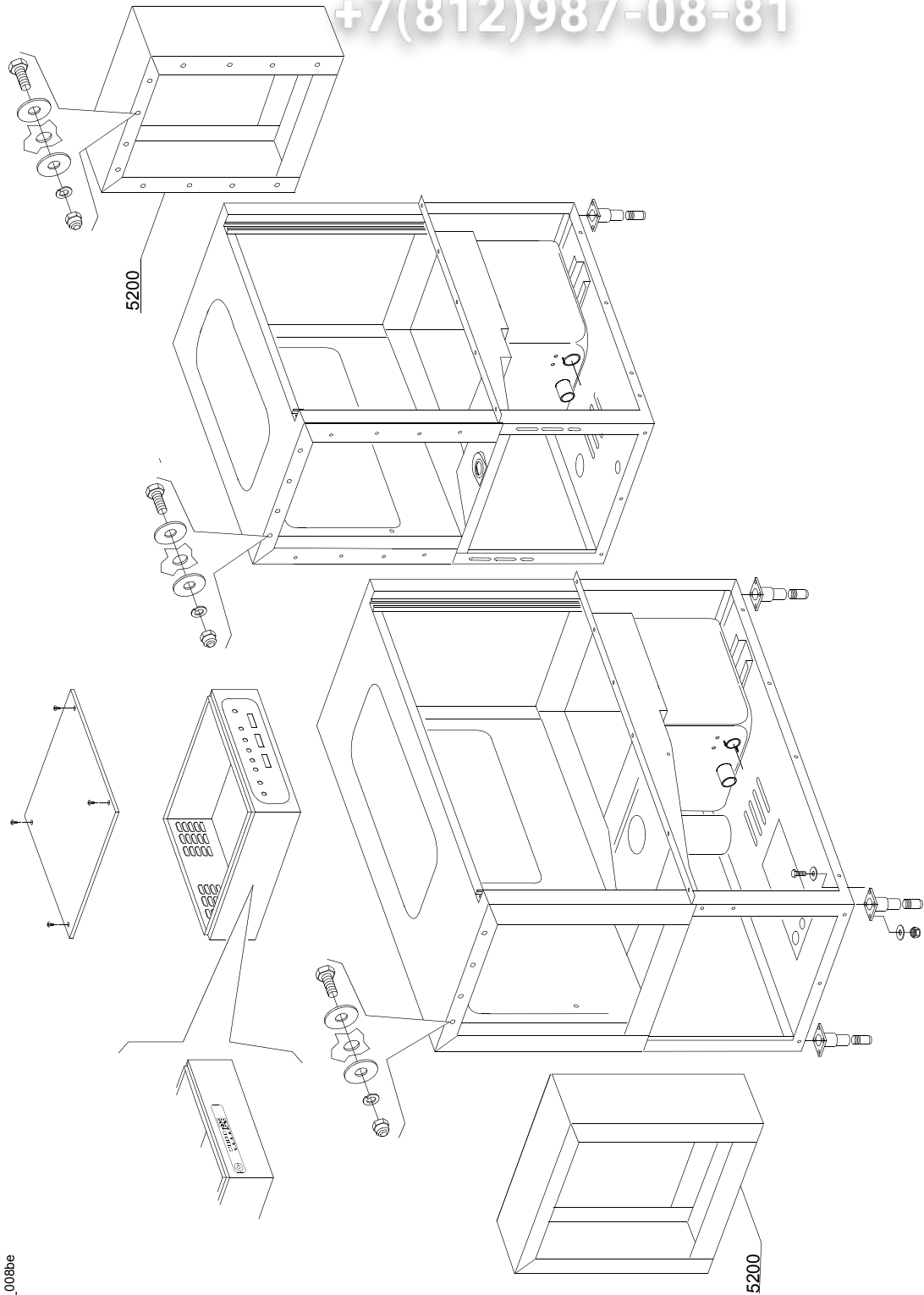
vsezip.ru

ID	P-code	SN from	SN to	Mod.	Acces.	Volt	Description
Module: Machine structure in modules							
5200	3019021		-	em,e,uw			Splash zone

em=ELECTROMECHANICAL SWITCHES, e=ELECTRONICAL SWITCHES, uw=LOWER AND UPPER WASHER
25=25

hr=HEAT RECOVERY - TR98, hp=HEAT PUMP - TR99, sc9=STEAM CONDENSER - LC 91, csa=CONVEYOR SPEED
ADJUSTING - LC 101, 972=90°MOTORIZED CHAIN CONVEYOR - LC 97/2, 973=180°MOTORIZED CHAIN CON-
VEYOR - LC 97/3, 974=DRYER WITH 90° MOTORIZED CHAIN CONVEYOR - LC 97/4, 975=DRYER WITH 180° MO-
TORIZED CHAIN CONVEYOR - LC 97/5, d9=DRYER - LC 90, d92=DRYER - LC 90/2, d929=DRYER - LC 90/900,
cw=ADDITIONAL BOILER FOR COLD WATER SUPPLY, dvgw=DVGW VALVE SYSTEM, des=DETERGENT ECON-
OMIZER SYSTEM, szc9=SPLASH ZONE WITH CILINDER - LC 94, ti=TANK INSULATION, ds=DOUBLE SKIN,
bp=BOOSTER PUMP, sdn3=DISPENSER SYSTEM SDN-3, 98=ANGLE LOADING TABLE - LC 98

A=3/N/PE~380-400V 50-60Hz, D=3/PE~200-210V 50-60Hz, F=2/PE~220-240V 50-60Hz, G=3/N/PE~415V 50-60Hz,
H=3/PE~220-230V 50-60Hz, K=3/PE~380-400V 50-60Hz, L=3/PE~415V 50-60Hz, M=3/PE~440V 60Hz, P=1/N/PE~220-
230V 50-60Hz, R=2/PE~220-240V 50-60Hz, U=1/N/PE~240V 50-60Hz, V=3/PE~240V 50-60Hz, W=1/N/PE~100-110V
50-60Hz



03_008be

vsezip.ru

ID	P-code	SN from	SN to	Mod.	Acces	Volt	Description
Module:Machine structure in modules							
5200	3019021		-	em,e,uw			Splash zone

em=ELECTROMECHANICAL SWITCHES, e=ELECTRONICAL SWITCHES, uw=LOWER AND UPPER WASHER
25=25

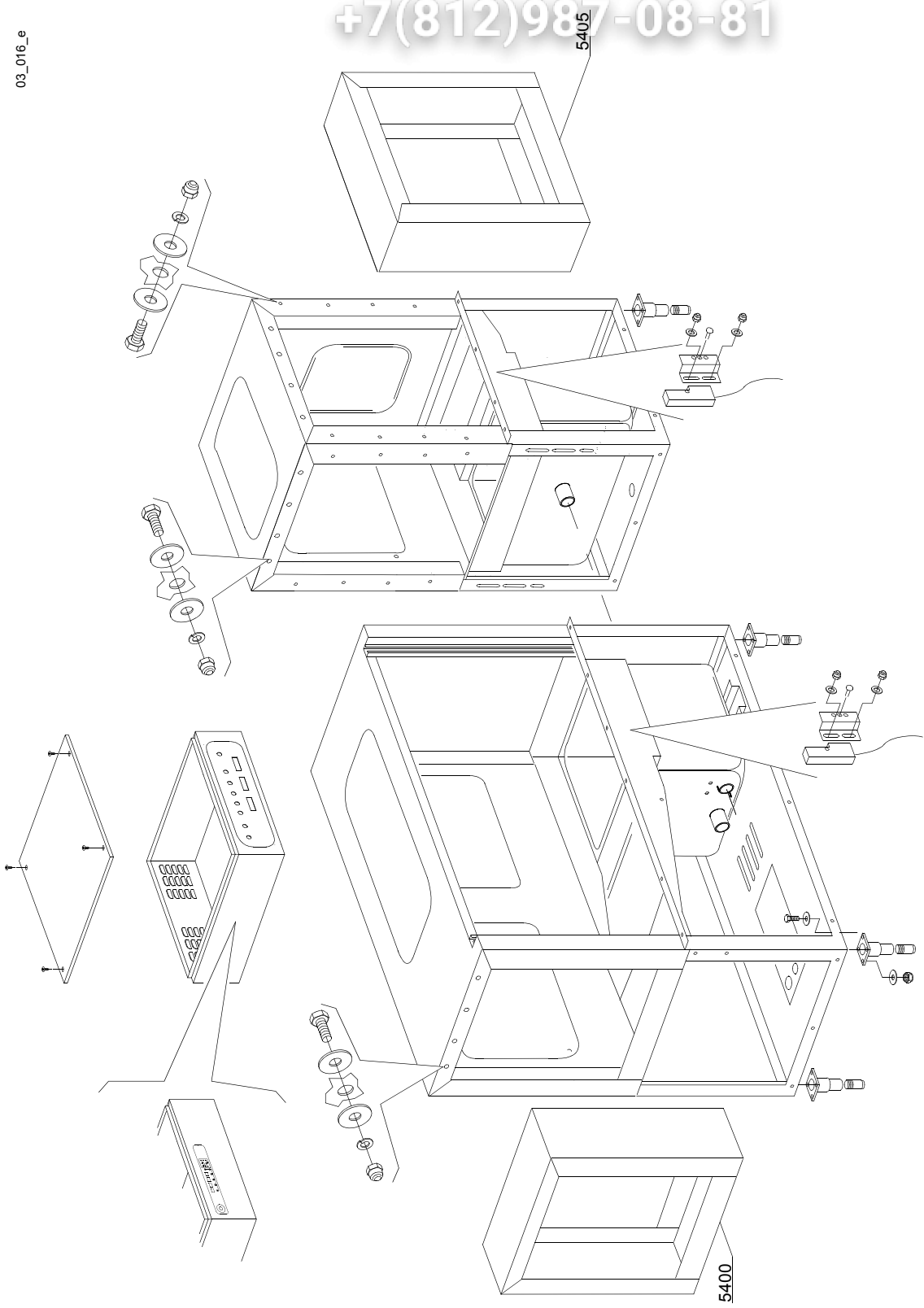
hr=HEAT RECOVERY - TR98, hp=HEAT PUMP - TR99, sc9=STEAM CONDENSER - LC 91, csa=CONVEYOR SPEED
ADJUSTING - LC 101, 972=90°MOTORIZED CHAIN CONVEYOR - LC 97/2, 973=180°MOTORIZED CHAIN CON-
VEYOR - LC 97/3, 974=DRYER WITH 90° MOTORIZED CHAIN CONVEYOR - LC 97/4, 975=DRYER WITH 180° MO-
TORIZED CHAIN CONVEYOR - LC 97/5, d9=DRYER - LC 90, d92=DRYER - LC 90/2, d929=DRYER - LC 90/900,
cw=ADDITIONAL BOILER FOR COLD WATER SUPPLY, dvgw=DVGW VALVE SYSTEM, des=DETERGENT ECON-
OMIZER SYSTEM, szc9=SPLASH ZONE WITH CILINDER - LC 94, ti=TANK INSULATION, ds=DOUBLE SKIN,
bp=BOOSTER PUMP, sdn3=DISPENSER SYSTEM SDN-3, 98=ANGLE LOADING TABLE - LC 98

A=3/N/PE~380-400V 50-60Hz, D=3/PE~200-210V 50-60Hz, F=2/PE~220-240V 50-60Hz, G=3/N/PE~415V 50-60Hz,
H=3/PE~220-230V 50-60Hz, K=3/PE~380-400V 50-60Hz, L=3/PE~415V 50-60Hz, M=3/PE~440V 60Hz, P=1/N/PE~220-
230V 50-60Hz, R=2/PE~220-240V 50-60Hz, U=1/N/PE~240V 50-60Hz, V=3/PE~240V 50-60Hz, W=1/N/PE~100-110V
50-60Hz

vsezip.ru

+7(812)987-08-81

03_016_e



ID	P-code	SN from	SN to	Mod	Acces.	Volt	Description
Module: Machine structure in modules							
5400	3019021		-	em,e,uw			Splash zone
5405	3009504		-	em,e,uw			Splash zone

em=ELECTROMECHANICAL SWITCHES, e=ELECTRONICAL SWITCHES, uw=LOWER AND UPPER WASHER
25=25

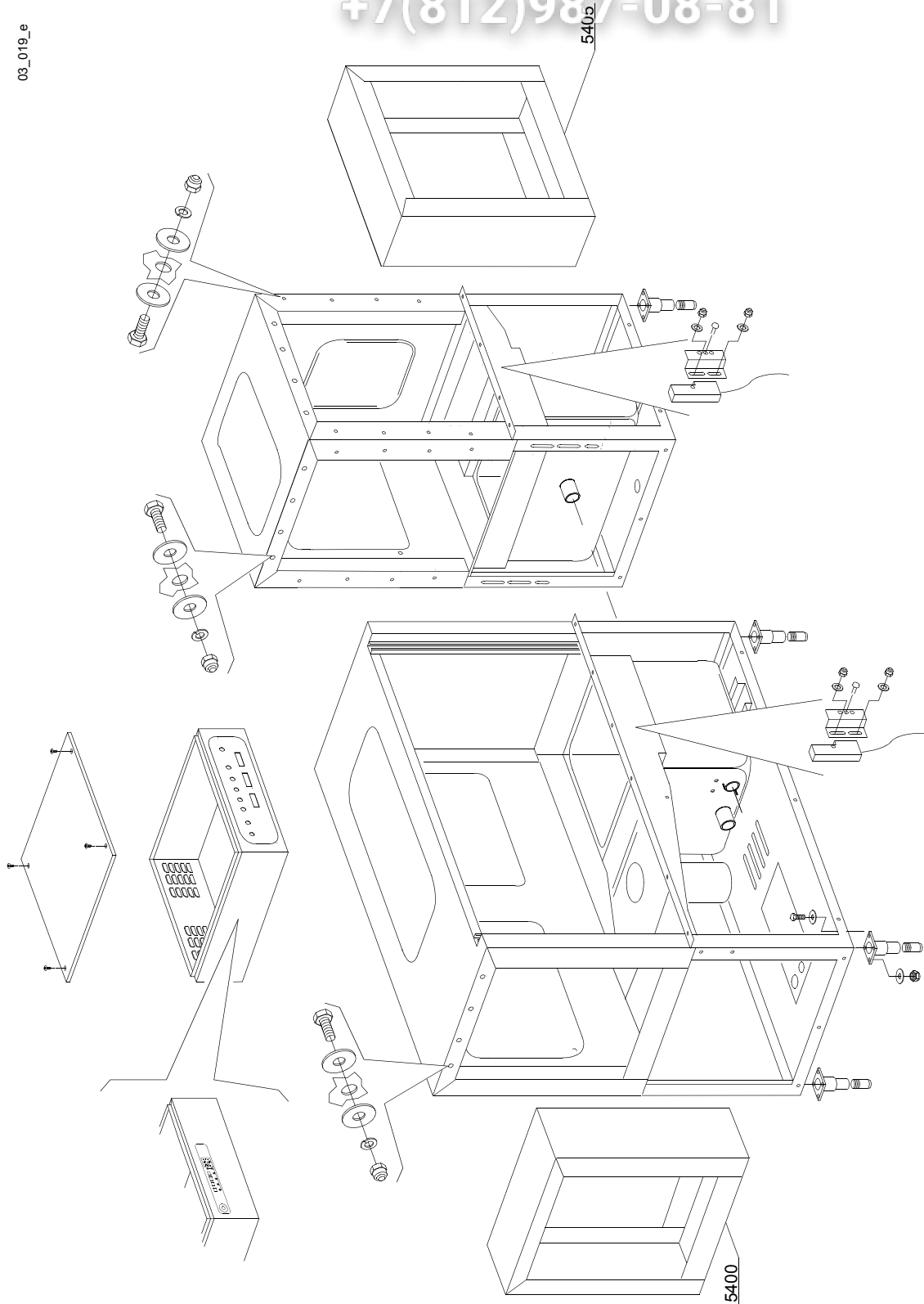
hr=HEAT RECOVERY - TR98, hp=HEAT PUMP - TR99, sc9=STEAM CONDENSER - LC 91, csa=CONVEYOR SPEED
ADJUSTING - LC 101, 972=90°MOTORIZED CHAIN CONVEYOR - LC 97/2, 973=180°MOTORIZED CHAIN CON-
VEYOR - LC 97/3, 974=DRYER WITH 90° MOTORIZED CHAIN CONVEYOR - LC 97/4, 975=DRYER WITH 180° MO-
TORIZED CHAIN CONVEYOR - LC 97/5, d9=DRYER - LC 90, d92=DRYER - LC 90/2, d929=DRYER - LC 90/900,
cw=ADDITIONAL BOILER FOR COLD WATER SUPPLY, dvgw=DVGW VALVE SYSTEM, des=DETERGENT ECON-
OMIZER SYSTEM, szc9=SPLASH ZONE WITH CILINDER - LC 94, ti=TANK INSULATION, ds=DOUBLE SKIN,
bp=BOOSTER PUMP, sdn3=DISPENSER SYSTEM SDN-3, 98=ANGLE LOADING TABLE - LC 98

A=3/N/PE~380-400V 50-60Hz, D=3/PE~200-210V 50-60Hz, F=2/PE~220-240V 50-60Hz, G=3/N/PE~415V 50-60Hz,
H=3/PE~220-230V 50-60Hz, K=3/PE~380-400V 50-60Hz, L=3/PE~415V 50-60Hz, M=3/PE~440V 60Hz, P=1/N/PE~220-
230V 50-60Hz, R=2/PE~220-240V 50-60Hz, U=1/N/PE~240V 50-60Hz, V=3/PE~240V 50-60Hz, W=1/N/PE~100-110V
50-60Hz

vsezip.ru

+7(812)987-08-81

03_019_e



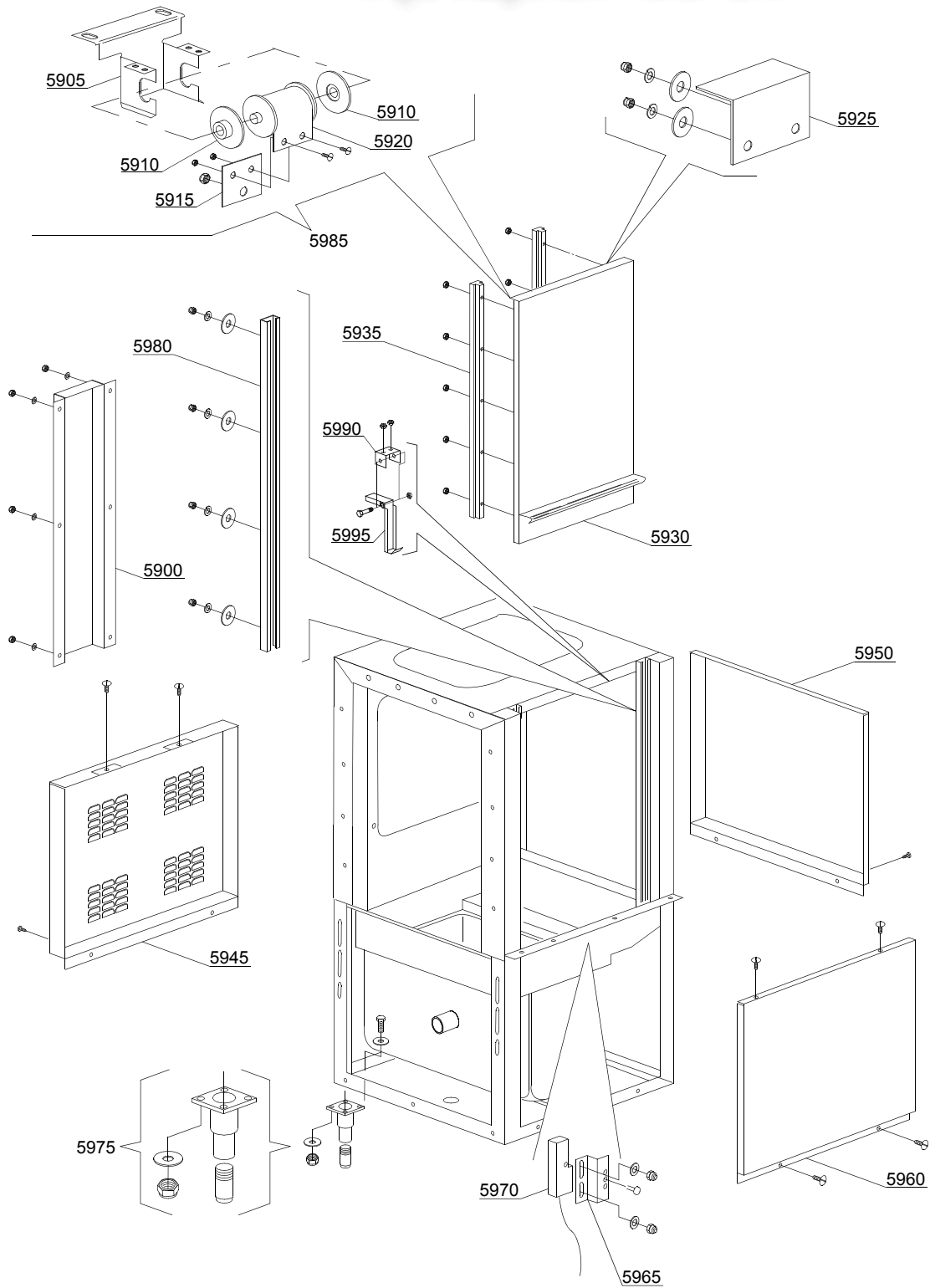
vsezip.ru

ID	P-code	SN from	SN to	Mod.	Acces.	Volt	Description
Module: Machine structure in modules							
5400	3019021		-	em,e,uw			Splash zone
5405	3009504		-	em,e,uw			Splash zone

em=ELECTROMECHANICAL SWITCHES, e=ELECTRONICAL SWITCHES, uw=LOWER AND UPPER WASHER
25=25

hr=HEAT RECOVERY - TR98, hp=HEAT PUMP - TR99, sc9=STEAM CONDENSER - LC 91, csa=CONVEYOR SPEED
ADJUSTING - LC 101, 972=90°MOTORIZED CHAIN CONVEYOR - LC 97/2, 973=180°MOTORIZED CHAIN CON-
VEYOR - LC 97/3, 974=DRYER WITH 90° MOTORIZED CHAIN CONVEYOR - LC 97/4, 975=DRYER WITH 180° MO-
TORIZED CHAIN CONVEYOR - LC 97/5, d9=DRYER - LC 90, d92=DRYER - LC 90/2, d929=DRYER - LC 90/900,
cw=ADDITIONAL BOILER FOR COLD WATER SUPPLY, dvgw=DVGW VALVE SYSTEM, des=DETERGENT ECON-
OMIZER SYSTEM, szc9=SPLASH ZONE WITH CILINDER - LC 94, ti=TANK INSULATION, ds=DOUBLE SKIN,
bp=BOOSTER PUMP, sdn3=DISPENSER SYSTEM SDN-3, 98=ANGLE LOADING TABLE - LC 98

A=3/N/PE~380-400V 50-60Hz, D=3/PE~200-210V 50-60Hz, F=2/PE~220-240V 50-60Hz, G=3/N/PE~415V 50-60Hz,
H=3/PE~220-230V 50-60Hz, K=3/PE~380-400V 50-60Hz, L=3/PE~415V 50-60Hz, M=3/PE~440V 60Hz, P=1/N/PE~220-
230V 50-60Hz, R=2/PE~220-240V 50-60Hz, U=1/N/PE~240V 50-60Hz, V=3/PE~240V 50-60Hz, W=1/N/PE~100-110V
50-60Hz



ID	P-code	SN from	SN to	Mod.	Acces	Volt	Description
Module:Prewashing module 600							
5900	3009336		-	em,e,uw			Rear cover
5905	3009664		-	em,e,uw			Spring support
5910	3004012		-	em,e,uw			Spring holder
5915	3009555		-	em,e,uw			Spring clamping plate
5920	3004011		-	em,e,uw			Door spring BBSR 23
5925	3009269		-	em,e,uw			Door stop
5930	3009402		-	em,e,uw			Door assembly
5935	3004026		-	em,e,uw			Door guide
5945	3009174		-	em,e,uw			Rear panel
5950	3009189		-	em,e,uw			Cover left
5950	3009188		-	em,e,uw			Cover right
5960	3009178		-	em,e,uw			Front cover right
5960	3009179		-	em,e,uw			Front cover left
5965	3009112		-	em,e,uw			Microswitch support
5970	3003112		-	em,e,uw			Door microswitch
5975	3004060		-	em,e,uw			Foot
5980	3009033		-	em,e,uw			Slideways
5985	3009905		-	em,e,uw			Spring assembly BBSR 23
5990	3000324		-	em,e,uw			Hook support
5995	3000323		-	em,e,uw			Hook door

em=ELECTROMECHANICAL SWITCHES, e=ELECTRONICAL SWITCHES, uw=LOWER AND UPPER WASHER
25=25

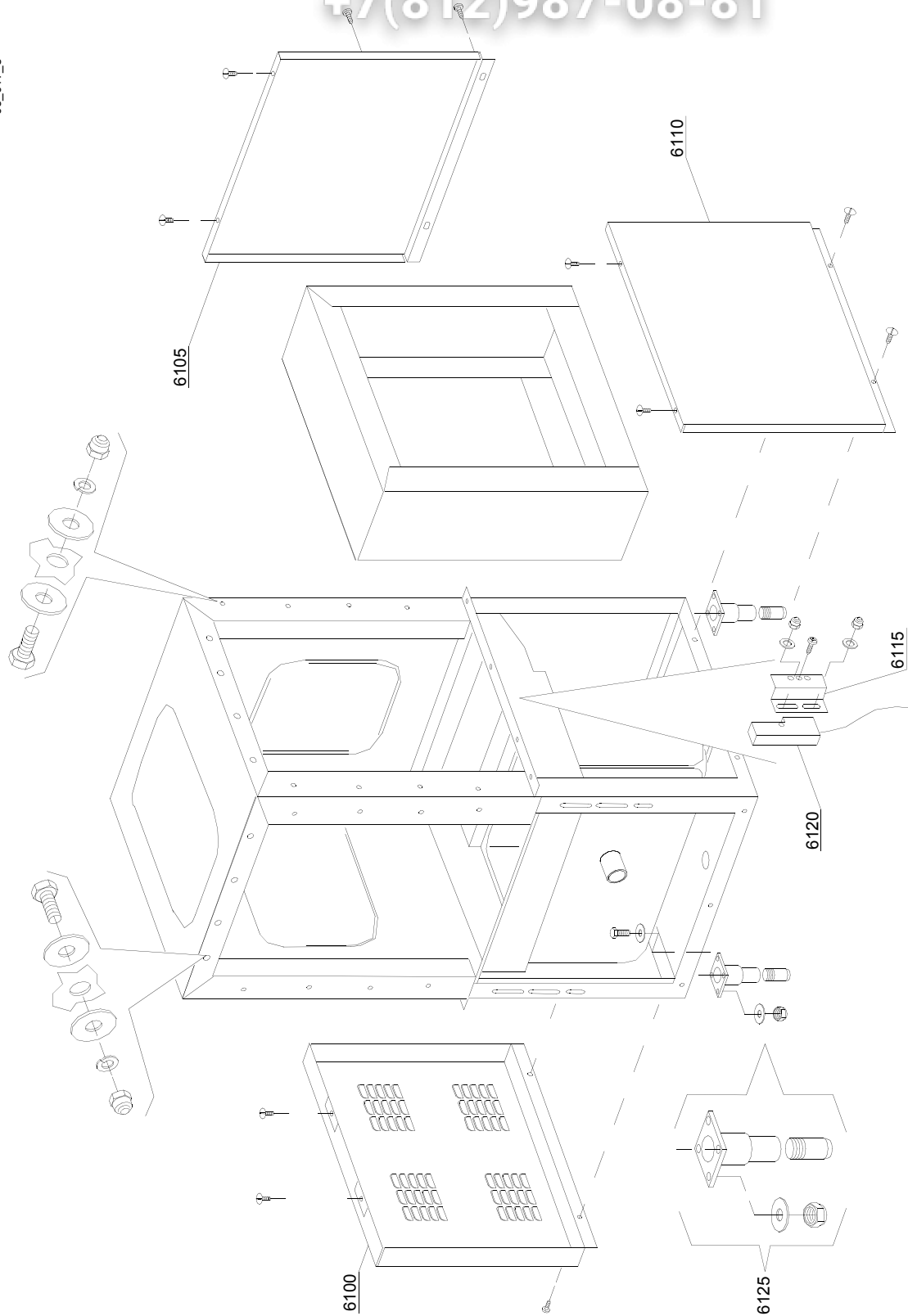
hr=HEAT RECOVERY - TR98, hp=HEAT PUMP - TR99, sc9=STEAM CONDENSER - LC 91, csa=CONVEYOR SPEED ADJUSTING - LC 101, 972=90°MOTORIZED CHAIN CONVEYOR - LC 97/2, 973=180°MOTORIZED CHAIN CONVEYOR - LC 97/3, 974=DRYER WITH 90° MOTORIZED CHAIN CONVEYOR - LC 97/4, 975=DRYER WITH 180° MOTORIZED CHAIN CONVEYOR - LC 97/5, d9=DRYER - LC 90, d92=DRYER - LC 90/2, d929=DRYER - LC 90/900, cw=ADDITIONAL BOILER FOR COLD WATER SUPPLY, dvgw=DVGW VALVE SYSTEM, des=DETERGENT ECONOMIZER SYSTEM, szc9=SPLASH ZONE WITH CILINDER - LC 94, ti=TANK INSULATION, ds=DOUBLE SKIN, bp=BOOSTER PUMP, sdn3=DISPENSER SYSTEM SDN-3, 98=ANGLE LOADING TABLE - LC 98

A=3/N/PE~380-400V 50-60Hz, D=3/PE~200-210V 50-60Hz, F=2/PE~220-240V 50-60Hz, G=3/N/PE~415V 50-60Hz, H=3/PE~220-230V 50-60Hz, K=3/PE~380-400V 50-60Hz, L=3/PE~415V 50-60Hz, M=3/PE~440V 60Hz, P=1/N/PE~220-230V 50-60Hz, R=2/PE~220-240V 50-60Hz, U=1/N/PE~240V 50-60Hz, V=3/PE~240V 50-60Hz, W=1/N/PE~100-110V 50-60Hz

vsezip.ru

+7(812)987-08-81

03_017_e



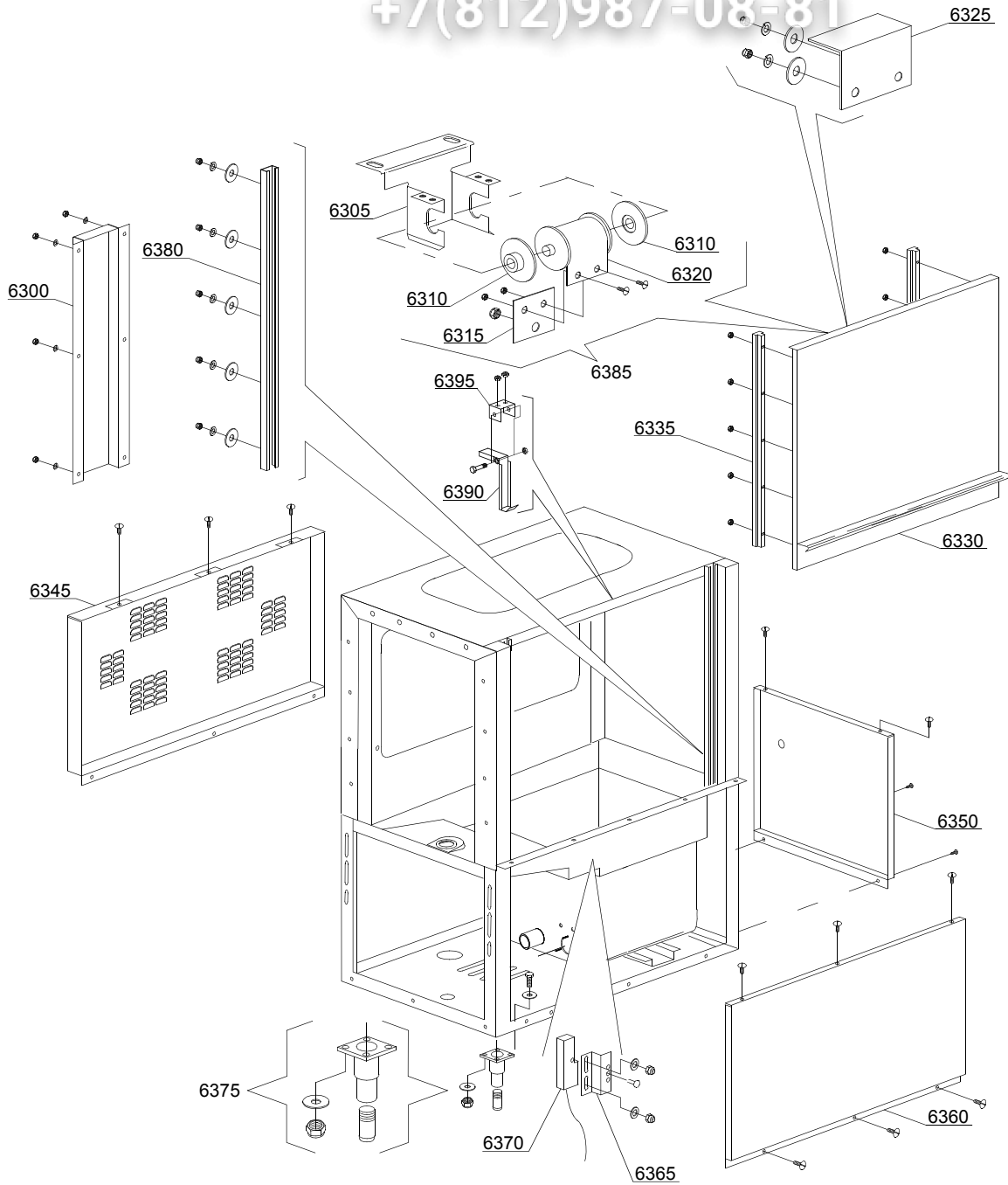
vsezip.ru

ID	P-code	SN from	SN to	Mod.	Acces	Volt	Description
Module:Angle prewashing module 600							
6100	3009174		-	em,e,uw			Rear panel
6105	3009190		-	em,e,uw			Cover left
6105	3009191		-	em,e,uw			Cover right
6110	3009124		-	em,e,uw			Front cover right
6110	3009125		-	em,e,uw			Front cover left
6115	3009112		-	em,e,uw			Microswitch support
6120	3003112		-	em,e,uw			Door microswitch
6125	3004060		-	em,e,uw			Foot

em=ELECTROMECHANICAL SWITCHES, e=ELECTRONICAL SWITCHES, uw=LOWER AND UPPER WASHER
25=25

hr=HEAT RECOVERY - TR98, hp=HEAT PUMP - TR99, sc9=STEAM CONDENSER - LC 91, csa=CONVEYOR SPEED
ADJUSTING - LC 101, 972=90°MOTORIZED CHAIN CONVEYOR - LC 97/2, 973=180°MOTORIZED CHAIN CON-
VEYOR - LC 97/3, 974=DRYER WITH 90° MOTORIZED CHAIN CONVEYOR - LC 97/4, 975=DRYER WITH 180° MO-
TORIZED CHAIN CONVEYOR - LC 97/5, d9=DRYER - LC 90, d92=DRYER - LC 90/2, d929=DRYER - LC 90/900,
cw=ADDITIONAL BOILER FOR COLD WATER SUPPLY, dvgw=DVGW VALVE SYSTEM, des=DETERGENT ECON-
OMIZER SYSTEM, szc9=SPLASH ZONE WITH CILINDER - LC 94, ti=TANK INSULATION, ds=DOUBLE SKIN,
bp=BOOSTER PUMP, sdn3=DISPENSER SYSTEM SDN-3, 98=ANGLE LOADING TABLE - LC 98

A=3/N/PE~380-400V 50-60Hz, D=3/PE~200-210V 50-60Hz, F=2/PE~220-240V 50-60Hz, G=3/N/PE~415V 50-60Hz,
H=3/PE~220-230V 50-60Hz, K=3/PE~380-400V 50-60Hz, L=3/PE~415V 50-60Hz, M=3/PE~440V 60Hz, P=1/N/PE~220-
230V 50-60Hz, R=2/PE~220-240V 50-60Hz, U=1/N/PE~240V 50-60Hz, V=3/PE~240V 50-60Hz, W=1/N/PE~100-110V
50-60Hz



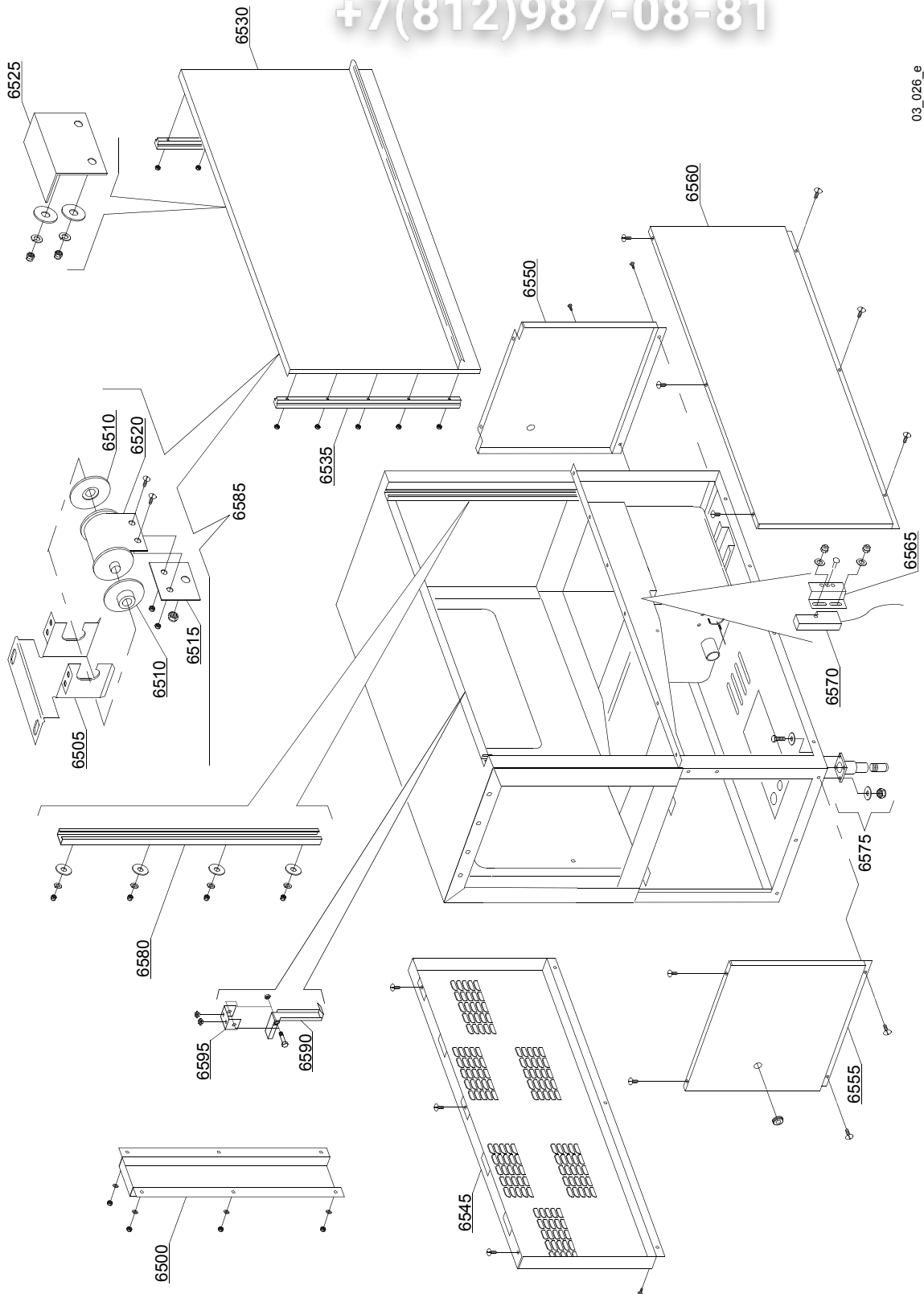
03_004_e

ID	P-code	SN from	SN to	Mod.	Acces	Volt	Description
Module: Washing module 900							
6300	3009336		-	em,e,uw			Rear cover
6305	3009665		-	em,e,uw			Spring support
6310	3004012		-	em,e,uw			Spring holder
6315	3009555		-	em,e,uw			Spring clamping plate
6320	3004013		-	em,e,uw			Door spring BBSR 22
6325	3009269		-	em,e,uw			Door stop
6330	3009403		-	em,e,uw			Door assembly
6335	3004026		-	em,e,uw			Door guide
6345	3009170		-	em,e,uw			Rear panel
6350	3009189		-	em,e,uw			Cover left
6350	3009188		-	em,e,uw			Cover right
6360	3009147		-	em,e,uw			Front cover
6365	3009112		-	em,e,uw			Microswitch support
6370	3003112		-	em,e,uw			Door microswitch
6375	3004060		-	em,e,uw			Foot
6380	3009033		-	em,e,uw			Slideways
6385	3009906		-	em,e,uw			Spring assembly BBSR 22
6390	3000323		-	em,e,uw			Hook door
6395	3000324		-	em,e,uw			Hook support

em=ELECTROMECHANICAL SWITCHES, e=ELECTRONICAL SWITCHES, uw=LOWER AND UPPER WASHER
25=25

hr=HEAT RECOVERY - TR98, hp=HEAT PUMP - TR99, sc9=STEAM CONDENSER - LC 91, csa=CONVEYOR SPEED
ADJUSTING - LC 101, 972=90°MOTORIZED CHAIN CONVEYOR - LC 97/2, 973=180°MOTORIZED CHAIN CON-
VEYOR - LC 97/3, 974=DRYER WITH 90° MOTORIZED CHAIN CONVEYOR - LC 97/4, 975=DRYER WITH 180° MO-
TORIZED CHAIN CONVEYOR - LC 97/5, d9=DRYER - LC 90, d92=DRYER - LC 90/2, d929=DRYER - LC 90/900,
cw=ADDITIONAL BOILER FOR COLD WATER SUPPLY, dvgw=DVGW VALVE SYSTEM, des=DETERGENT ECON-
OMIZER SYSTEM, szc9=SPLASH ZONE WITH CILINDER - LC 94, ti=TANK INSULATION, ds=DOUBLE SKIN,
bp=BOOSTER PUMP, sdn3=DISPENSER SYSTEM SDN-3, 98=ANGLE LOADING TABLE - LC 98

A=3/N/PE~380-400V 50-60Hz, D=3/PE~200-210V 50-60Hz, F=2/PE~220-240V 50-60Hz, G=3/N/PE~415V 50-60Hz,
H=3/PE~220-230V 50-60Hz, K=3/PE~380-400V 50-60Hz, L=3/PE~415V 50-60Hz, M=3/PE~440V 60Hz, P=1/N/PE~220-
230V 50-60Hz, R=2/PE~220-240V 50-60Hz, U=1/N/PE~240V 50-60Hz, V=3/PE~240V 50-60Hz, W=1/N/PE~100-110V
50-60Hz



03_026_9

ID	P-code	SN from	SN to	Mod.	Acces	Volt	Description
Module: Washing module 1300							
6500	3009336		-	em,e,uw			Rear cover
6505	3009909		-	em,e,uw			Spring support
6510	3004012		-	em,e,uw			Spring holder
6515	3009555		-	em,e,uw			Spring clamping plate
6520	3004011		-	em,e,uw			Door spring BBSR 23
6525	3009269		-	em,e,uw			Door stop
6530	3009404		-	em,e,uw			Door assembly
6535	3004026		-	em,e,uw			Door guide
6545	3009173		-	em,e,uw			Rear panel
6550	3009189		-	em,e,uw			Cover right
6555	3009188		-	em,e,uw			Cover left
6560	3009465		-	em,e,uw			Front cover
6565	3009112		-	em,e,uw			Microswitch support
6570	3003112		-	em,e,uw			Door microswitch
6575	3004060		-	em,e,uw			Foot
6580	3009033		-	em,e,uw			Slideways
6585	3009905		-	em,e,uw			Spring assembly BBSR 23
6590	3000323		-	em,e,uw			Hook door
6595	3000324		-	em,e,uw			Hook support

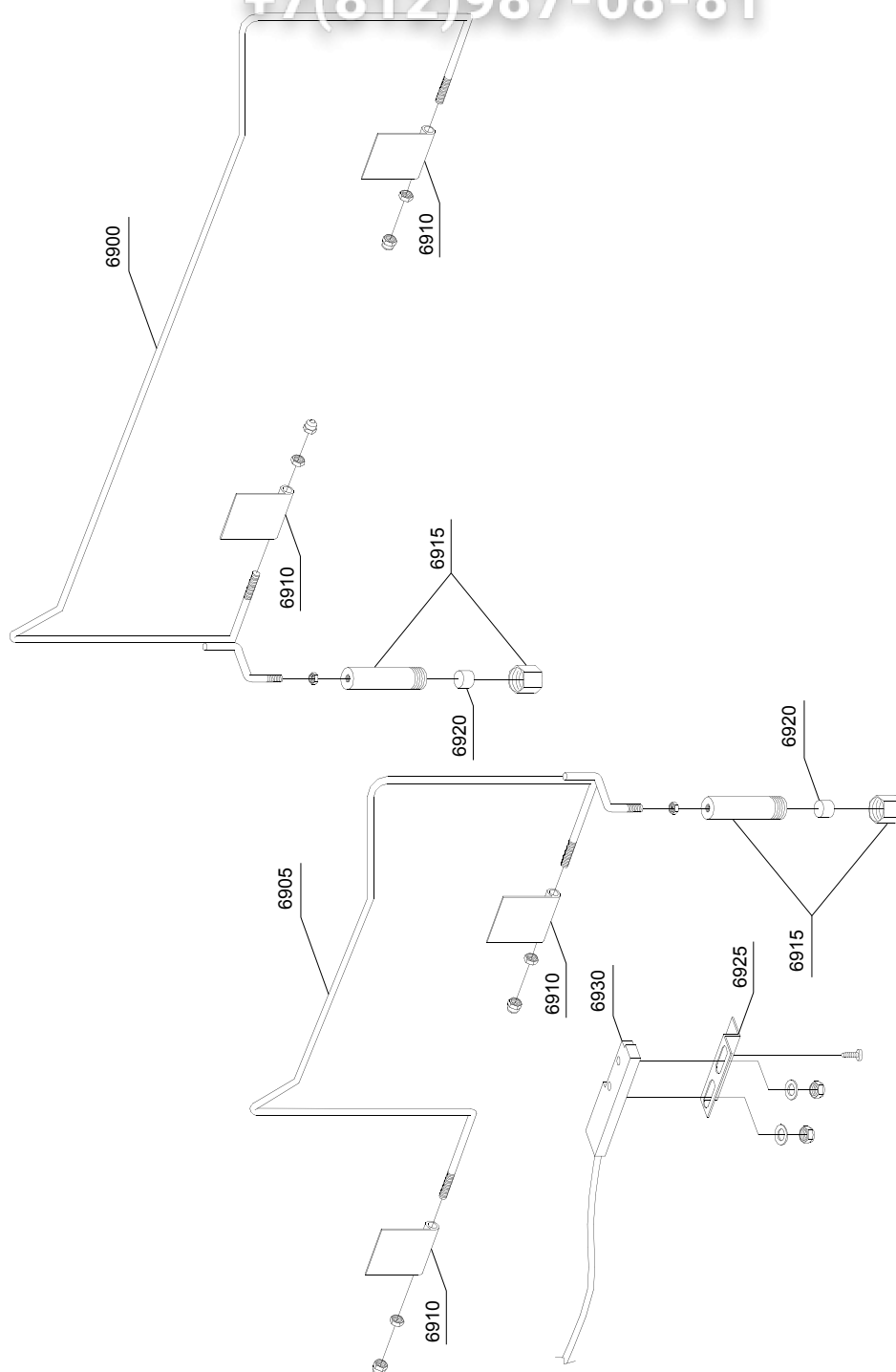
em=ELECTROMECHANICAL SWITCHES, e=ELECTRONICAL SWITCHES, uw=LOWER AND UPPER WASHER
25=25

hr=HEAT RECOVERY - TR98, hp=HEAT PUMP - TR99, sc9=STEAM CONDENSER - LC 91, csa=CONVEYOR SPEED
ADJUSTING - LC 101, 972=90°MOTORIZED CHAIN CONVEYOR - LC 97/2, 973=180°MOTORIZED CHAIN CON-
VEYOR - LC 97/3, 974=DRYER WITH 90° MOTORIZED CHAIN CONVEYOR - LC 97/4, 975=DRYER WITH 180° MO-
TORIZED CHAIN CONVEYOR - LC 97/5, d9=DRYER - LC 90, d92=DRYER - LC 90/2, d929=DRYER - LC 90/900,
cw=ADDITIONAL BOILER FOR COLD WATER SUPPLY, dvgw=DVGW VALVE SYSTEM, des=DETERGENT ECON-
OMIZER SYSTEM, szc9=SPLASH ZONE WITH CILINDER - LC 94, ti=TANK INSULATION, ds=DOUBLE SKIN,
bp=BOOSTER PUMP, sdn3=DISPENSER SYSTEM SDN-3, 98=ANGLE LOADING TABLE - LC 98

A=3/N/PE~380-400V 50-60Hz, D=3/PE~200-210V 50-60Hz, F=2/PE~220-240V 50-60Hz, G=3/N/PE~415V 50-60Hz,
H=3/PE~220-230V 50-60Hz, K=3/PE~380-400V 50-60Hz, L=3/PE~415V 50-60Hz, M=3/PE~440V 60Hz, P=1/N/PE~220-
230V 50-60Hz, R=2/PE~220-240V 50-60Hz, U=1/N/PE~240V 50-60Hz, V=3/PE~240V 50-60Hz, W=1/N/PE~100-110V
50-60Hz

vsezip.ru

+7(812)987-08-81



03_102_e

ID	P-code	SN from	SN to	Mod.	Acces.	Volt	Description
Module: Economizer components							
6900	3003074		-	em,e,uw			Rack switch arm right
6900	3003075		-	em,e,uw			Rack switch arm left
6905	3003072		-	em,e,uw			Rack switch arm right
6905	3003073		-	em,e,uw			Rack switch arm left
6910	3003061		-	em,e,uw			Economizer support
6915	3003058		-	em,e,uw			Magnet holder
6920	3003113		-	em,e,uw			Magnet
6925	3009112		-	em,e,uw			Door microswitch support
6930	3003112		-	em,e,uw			Door microswitch

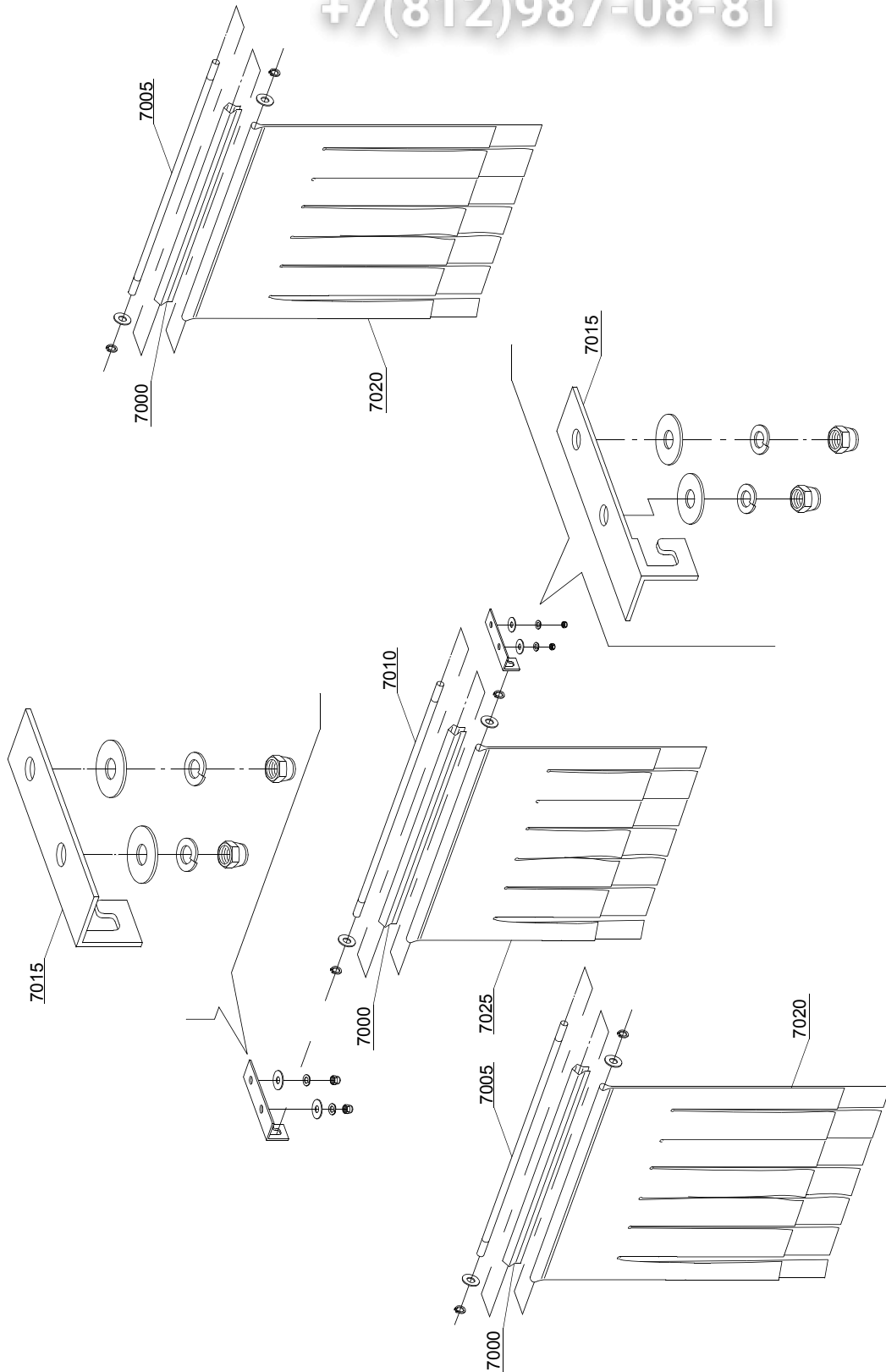
em=ELECTROMECHANICAL SWITCHES, e=ELECTRONICAL SWITCHES, uw=LOWER AND UPPER WASHER
25=25

hr=HEAT RECOVERY - TR98, hp=HEAT PUMP - TR99, sc9=STEAM CONDENSER - LC 91, csa=CONVEYOR SPEED ADJUSTING - LC 101, 972=90°MOTORIZED CHAIN CONVEYOR - LC 97/2, 973=180°MOTORIZED CHAIN CONVEYOR - LC 97/3, 974=DRYER WITH 90° MOTORIZED CHAIN CONVEYOR - LC 97/4, 975=DRYER WITH 180° MOTORIZED CHAIN CONVEYOR - LC 97/5, d9=DRYER - LC 90, d92=DRYER - LC 90/2, d929=DRYER - LC 90/900, cw=ADDITIONAL BOILER FOR COLD WATER SUPPLY, dvgw=DVGW VALVE SYSTEM, des=DETERGENT ECONOMIZER SYSTEM, szc9=SPLASH ZONE WITH CILINDER - LC 94, ti=TANK INSULATION, ds=DOUBLE SKIN, bp=BOOSTER PUMP, sdn3=DISPENSER SYSTEM SDN-3, 98=ANGLE LOADING TABLE - LC 98

A=3/N/PE~380-400V 50-60Hz, D=3/PE~200-210V 50-60Hz, F=2/PE~220-240V 50-60Hz, G=3/N/PE~415V 50-60Hz, H=3/PE~220-230V 50-60Hz, K=3/PE~380-400V 50-60Hz, L=3/PE~415V 50-60Hz, M=3/PE~440V 60Hz, P=1/N/PE~220-230V 50-60Hz, R=2/PE~220-240V 50-60Hz, U=1/N/PE~240V 50-60Hz, V=3/PE~240V 50-60Hz, W=1/N/PE~100-110V 50-60Hz

vsezip.ru

+7(812)987-08-81



03_201_e

vsezip.ru

ID	P-code	SN from	SN to	Mod.	Acces.	Volt	Description
Module: Curtains group components							
7000	3009109		-	em,e,uw			Curtain moulding
7005	3004053		-	em,e,uw			Curtain rod long
7010	3004052		-	em,e,uw			Curtain rod short
7015	3009110		-	em,e,uw			Curtain support
7020	3004050		-	em,e,uw			Curtain long
7025	3004051		-	em,e,uw			Curtain short

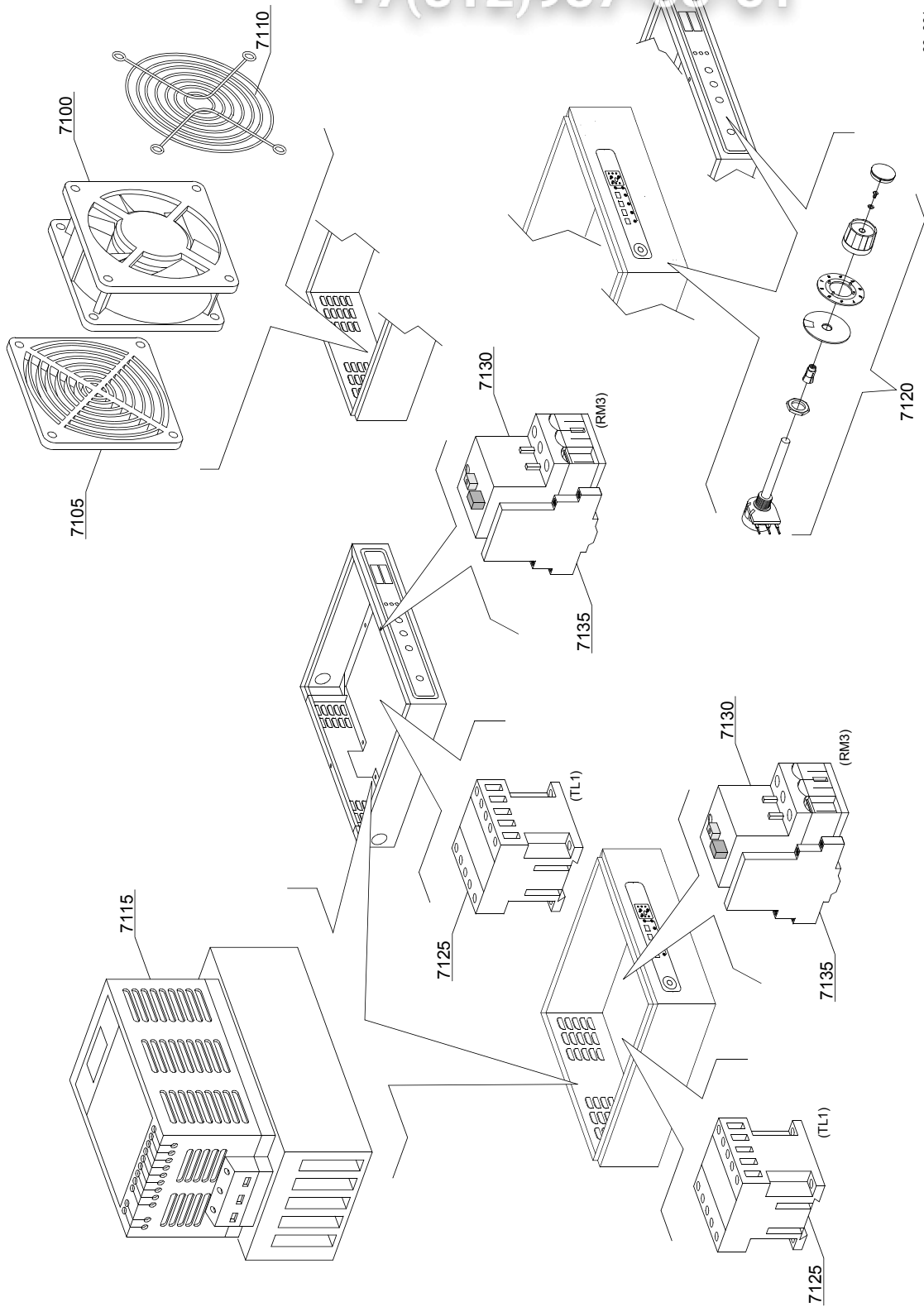
em=ELECTROMECHANICAL SWITCHES, e=ELECTRONICAL SWITCHES, uw=LOWER AND UPPER WASHER
25=25

hr=HEAT RECOVERY - TR98, hp=HEAT PUMP - TR99, sc9=STEAM CONDENSER - LC 91, csa=CONVEYOR SPEED ADJUSTING - LC 101, 972=90°MOTORIZED CHAIN CONVEYOR - LC 97/2, 973=180°MOTORIZED CHAIN CONVEYOR - LC 97/3, 974=DRYER WITH 90° MOTORIZED CHAIN CONVEYOR - LC 97/4, 975=DRYER WITH 180° MOTORIZED CHAIN CONVEYOR - LC 97/5, d9=DRYER - LC 90, d92=DRYER - LC 90/2, d929=DRYER - LC 90/900, cw=ADDITIONAL BOILER FOR COLD WATER SUPPLY, dvgw=DVGW VALVE SYSTEM, des=DETERGENT ECONOMIZER SYSTEM, szc9=SPLASH ZONE WITH CILINDER - LC 94, ti=TANK INSULATION, ds=DOUBLE SKIN, bp=BOOSTER PUMP, sdn3=DISPENSER SYSTEM SDN-3, 98=ANGLE LOADING TABLE - LC 98

A=3/N/PE~380-400V 50-60Hz, D=3/PE~200-210V 50-60Hz, F=2/PE~220-240V 50-60Hz, G=3/N/PE~415V 50-60Hz, H=3/PE~220-230V 50-60Hz, K=3/PE~380-400V 50-60Hz, L=3/PE~415V 50-60Hz, M=3/PE~440V 60Hz, P=1/N/PE~220-230V 50-60Hz, R=2/PE~220-240V 50-60Hz, U=1/N/PE~240V 50-60Hz, V=3/PE~240V 50-60Hz, W=1/N/PE~100-110V 50-60Hz

vsezip.ru

+7(812)987-08-81



06_001_e

vsezip.ru

ID	P-code	SN from	SN to	Mod.	Acces	Volt	Description
Module: Inverter							
7100	3000118		-	em,e,uw		A	Impeller fan
7105	3000118/A		-	em,e,uw		A	Filter
7110	3000118/B		-	em,e,uw		A	Grid
7115	3000117		-	em,e,uw		A	Inverter 0,37kW
7120	3000119		-	em,e,uw		A	Potentiometer with knob
7125	2000370		-	em,e,uw		A	Contactora MC9
7130	2000400		-	em,e,uw		A	Motorprotector 4-6,3A
7135	3006080		-	em,e,uw		A	Auxiliary contact LMS25

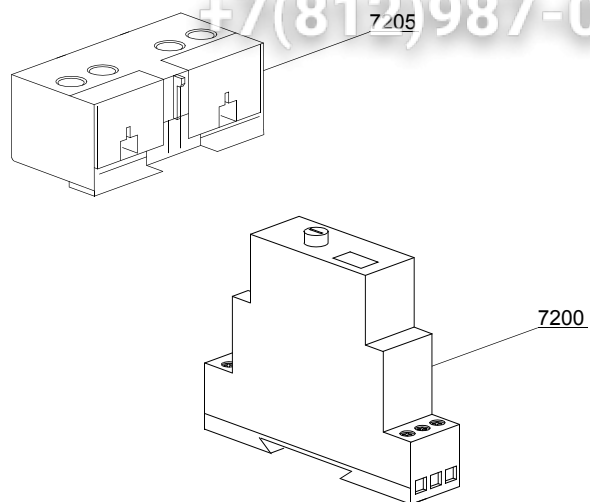
em=ELECTROMECHANICAL SWITCHES, e=ELECTRONICAL SWITCHES, uw=LOWER AND UPPER WASHER
25=25

hr=HEAT RECOVERY - TR98, hp=HEAT PUMP - TR99, sc9=STEAM CONDENSER - LC 91, csa=CONVEYOR SPEED ADJUSTING - LC 101, 972=90°MOTORIZED CHAIN CONVEYOR - LC 97/2, 973=180°MOTORIZED CHAIN CONVEYOR - LC 97/3, 974=DRYER WITH 90° MOTORIZED CHAIN CONVEYOR - LC 97/4, 975=DRYER WITH 180° MOTORIZED CHAIN CONVEYOR - LC 97/5, d9=DRYER - LC 90, d92=DRYER - LC 90/2, d929=DRYER - LC 90/900, cw=ADDITIONAL BOILER FOR COLD WATER SUPPLY, dvgw=DVGW VALVE SYSTEM, des=DETERGENT ECONOMIZER SYSTEM, szc9=SPLASH ZONE WITH CILINDER - LC 94, ti=TANK INSULATION, ds=DOUBLE SKIN, bp=BOOSTER PUMP, sdn3=DISPENSER SYSTEM SDN-3, 98=ANGLE LOADING TABLE - LC 98

A=3/N/PE~380-400V 50-60Hz, D=3/PE~200-210V 50-60Hz, F=2/PE~220-240V 50-60Hz, G=3/N/PE~415V 50-60Hz, H=3/PE~220-230V 50-60Hz, K=3/PE~380-400V 50-60Hz, L=3/PE~415V 50-60Hz, M=3/PE~440V 60Hz, P=1/N/PE~220-230V 50-60Hz, R=2/PE~220-240V 50-60Hz, U=1/N/PE~240V 50-60Hz, V=3/PE~240V 50-60Hz, W=1/N/PE~100-110V 50-60Hz

vsezip.ru

+7(812)987-08-81



07_001_e

ID	P-code	SN from	SN to	Mod.	Acces.	Volt	Description
Module: Time relay							
7200	3006226		-	em,e,uw		A	Time relay 24V
7200	3006226		-	em,e,uw		A	Time relay 24V
7205	3006068		-	em,e,uw		A	MC9 auxiliary contact 1NO-1NC
7205	3002057		-	em,e,uw		A	MC9 auxiliary contact 2NO
7205	3002052		-	em,e,uw		A	MC9 auxiliary contact 2NC

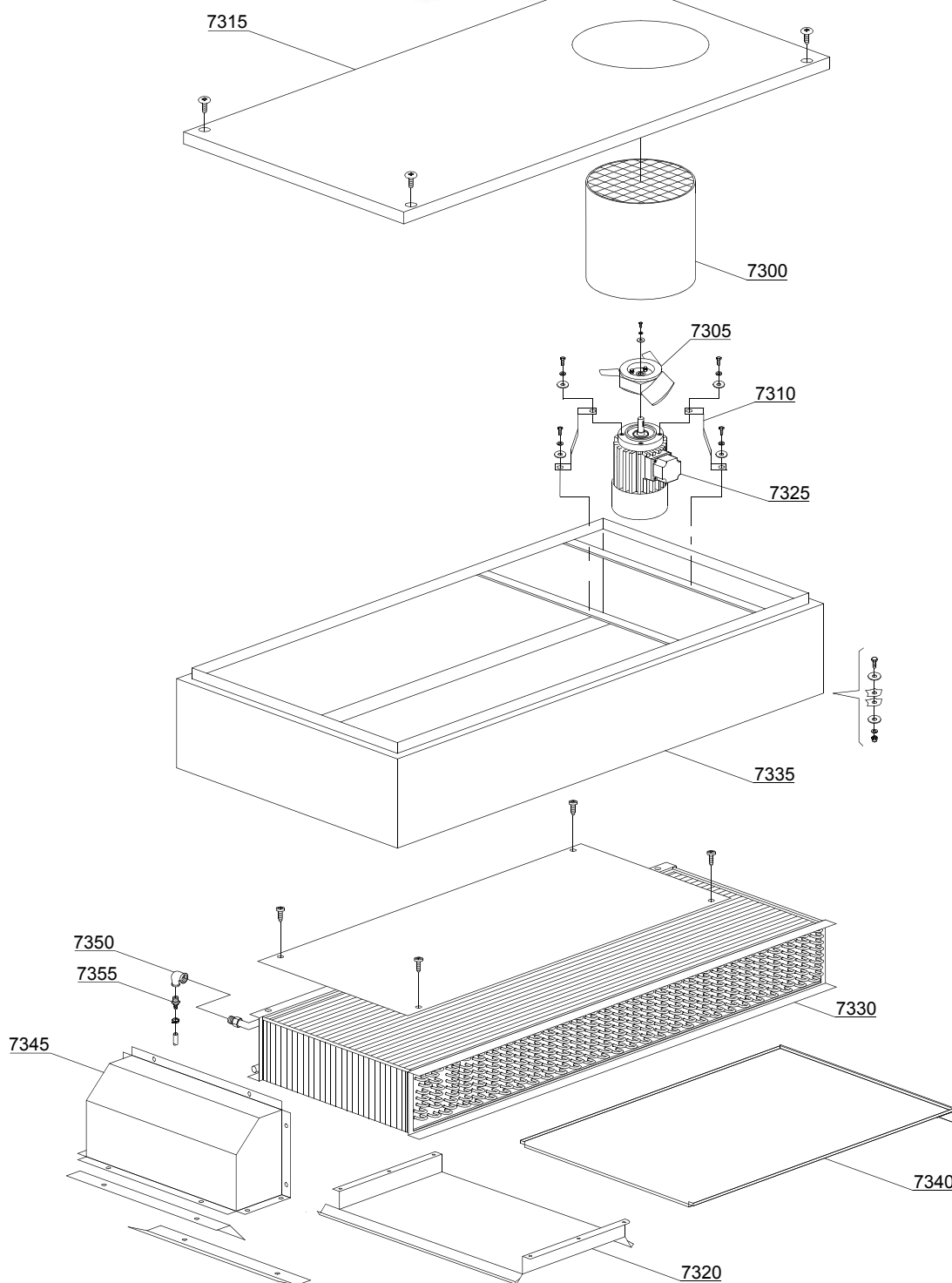
em=ELECTROMECHANICAL SWITCHES, e=ELECTRONICAL SWITCHES, uw=LOWER AND UPPER WASHER
25=25

hr=HEAT RECOVERY - TR98, hp=HEAT PUMP - TR99, sc9=STEAM CONDENSER - LC 91, csa=CONVEYOR SPEED ADJUSTING - LC 101, 972=90°MOTORIZED CHAIN CONVEYOR - LC 97/2, 973=180°MOTORIZED CHAIN CONVEYOR - LC 97/3, 974=DRYER WITH 90° MOTORIZED CHAIN CONVEYOR - LC 97/4, 975=DRYER WITH 180° MOTORIZED CHAIN CONVEYOR - LC 97/5, d9=DRYER - LC 90, d92=DRYER - LC 90/2, d929=DRYER - LC 90/900, cw=ADDITIONAL BOILER FOR COLD WATER SUPPLY, dvgw=DVGW VALVE SYSTEM, des=DETERGENT ECONOMIZER SYSTEM, szc9=SPLASH ZONE WITH CILINDER - LC 94, ti=TANK INSULATION, ds=DOUBLE SKIN, bp=BOOSTER PUMP, sdn3=DISPENSER SYSTEM SDN-3, 98=ANGLE LOADING TABLE - LC 98
A=3/N/PE~380-400V 50-60Hz, D=3/PE~200-210V 50-60Hz, F=2/PE~220-240V 50-60Hz, G=3/N/PE~415V 50-60Hz, H=3/PE~220-230V 50-60Hz, K=3/PE~380-400V 50-60Hz, L=3/PE~415V 50-60Hz, M=3/PE~440V 60Hz, P=1/N/PE~220-230V 50-60Hz, R=2/PE~220-240V 50-60Hz, U=1/N/PE~240V 50-60Hz, V=3/PE~240V 50-60Hz, W=1/N/PE~100-110V 50-60Hz

vsezip.ru

+7(812)987-08-81

09_001_e



vsezip.ru

ID	P-code	SN from	SN to	Mod.	Acces.	Volt	Description
Module:Heat recovery TR98 - part 1							
7300	3009499		-	em,e,uw			Chimney
7305	3000125		-	em,e,uw			Impeller fan
7310	3009106		-	em,e,uw			Motor holder
7315	3009318		-	em,e,uw			Cover TR98
7320	3009090		-	em,e,uw			Suction group
7325	3000120		-	em,e,uw		A	Motor - 0,18KW 4P 230/400V 50HZ
7330	3000151		-	em,e,uw			Heating recovery battery
7335	3009498		-	em,e,uw			Complete body
7340	3009501		-	em,e,uw			Tray
7345	3009500		-	em,e,uw			Cope
7350	3002138		-	em,e,uw			Elbow
7355	12023		-	em,e,uw			Hose holder

em=ELECTROMECHANICAL SWITCHES, e=ELECTRONICAL SWITCHES, uw=LOWER AND UPPER WASHER
25=25

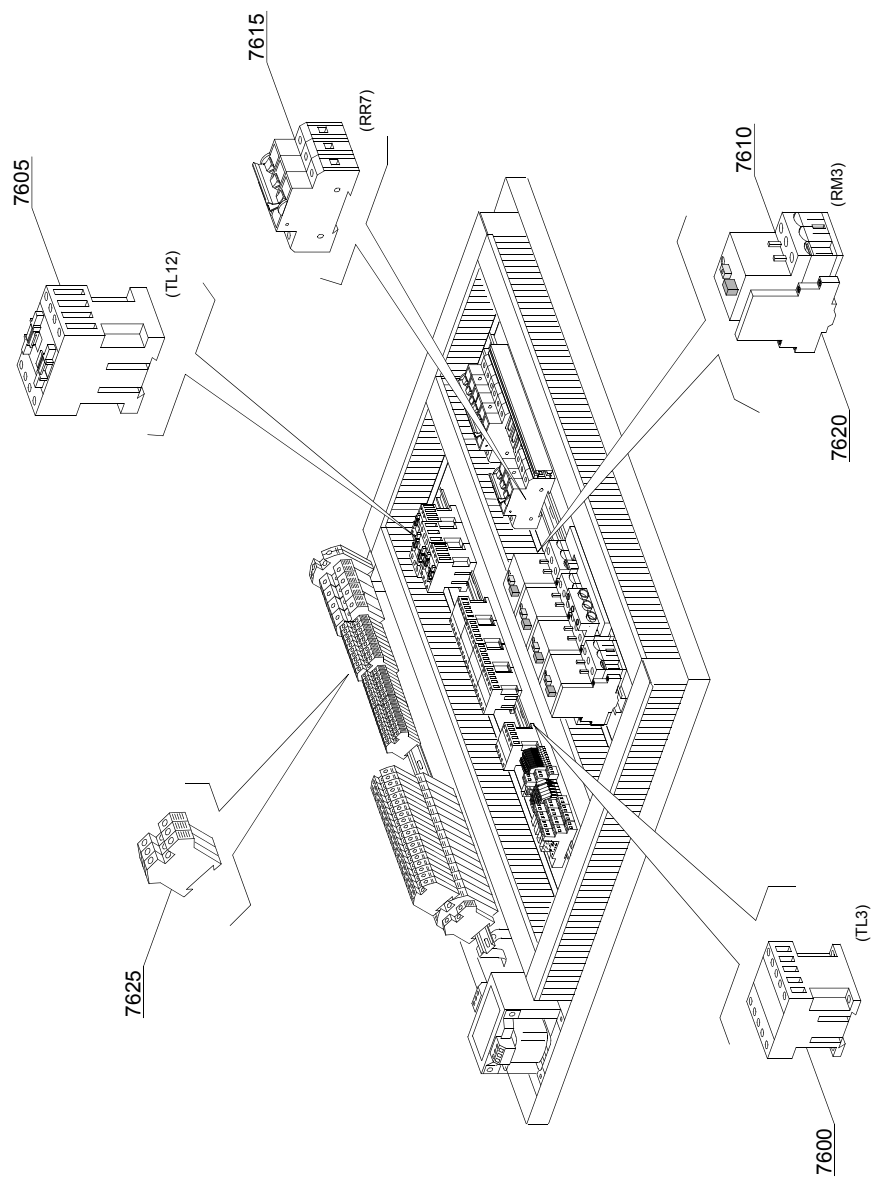
hr=HEAT RECOVERY - TR98, hp=HEAT PUMP - TR99, sc9=STEAM CONDENSER - LC 91, csa=CONVEYOR SPEED
ADJUSTING - LC 101, 972=90°MOTORIZED CHAIN CONVEYOR - LC 97/2, 973=180°MOTORIZED CHAIN CON-
VEYOR - LC 97/3, 974=DRYER WITH 90° MOTORIZED CHAIN CONVEYOR - LC 97/4, 975=DRYER WITH 180° MO-
TORIZED CHAIN CONVEYOR - LC 97/5, d9=DRYER - LC 90, d92=DRYER - LC 90/2, d929=DRYER - LC 90/900,
cw=ADDITIONAL BOILER FOR COLD WATER SUPPLY, dvgw=DVGW VALVE SYSTEM, des=DETERGENT ECON-
OMIZER SYSTEM, szc9=SPLASH ZONE WITH CILINDER - LC 94, ti=TANK INSULATION, ds=DOUBLE SKIN,
bp=BOOSTER PUMP, sdn3=DISPENSER SYSTEM SDN-3, 98=ANGLE LOADING TABLE - LC 98

A=3/N/PE~380-400V 50-60Hz, D=3/PE~200-210V 50-60Hz, F=2/PE~220-240V 50-60Hz, G=3/N/PE~415V 50-60Hz,
H=3/PE~220-230V 50-60Hz, K=3/PE~380-400V 50-60Hz, L=3/PE~415V 50-60Hz, M=3/PE~440V 60Hz, P=1/N/PE~220-
230V 50-60Hz, R=2/PE~220-240V 50-60Hz, U=1/N/PE~240V 50-60Hz, V=3/PE~240V 50-60Hz, W=1/N/PE~100-110V
50-60Hz

vsezip.ru

+7(812)987-08-81

09_105_e



ID	P-code	SN from	SN to	Mod.	Acces.	Volt	Description
Module: Heat recovery TR98 - part 2							
7600	2000370		-	em,e,uw		A	Contactora MC9
7605	2000380		-	em,e,uw		A	Contactora BF12 (heating element < 9 kW)
7605	2000385		-	em,e,uw		A	Contactora BF20 (heating element > 9 kW)
7610	2000390		-	em,e,uw		A	Motorprotector 1 - 1.6A
7615	2000403		-	em,e,uw		A	Automatic fuse C20 (heating element < 9 kW)
7615	2000404		-	em,e,uw		A	Automatic fuse C25 (heating element > 9 kW)
7620	3006080		-	em,e,uw		A	Auxiliary contact LMS25
7625	10300403		-	em,e,uw		A	Clamp 6 mm ²

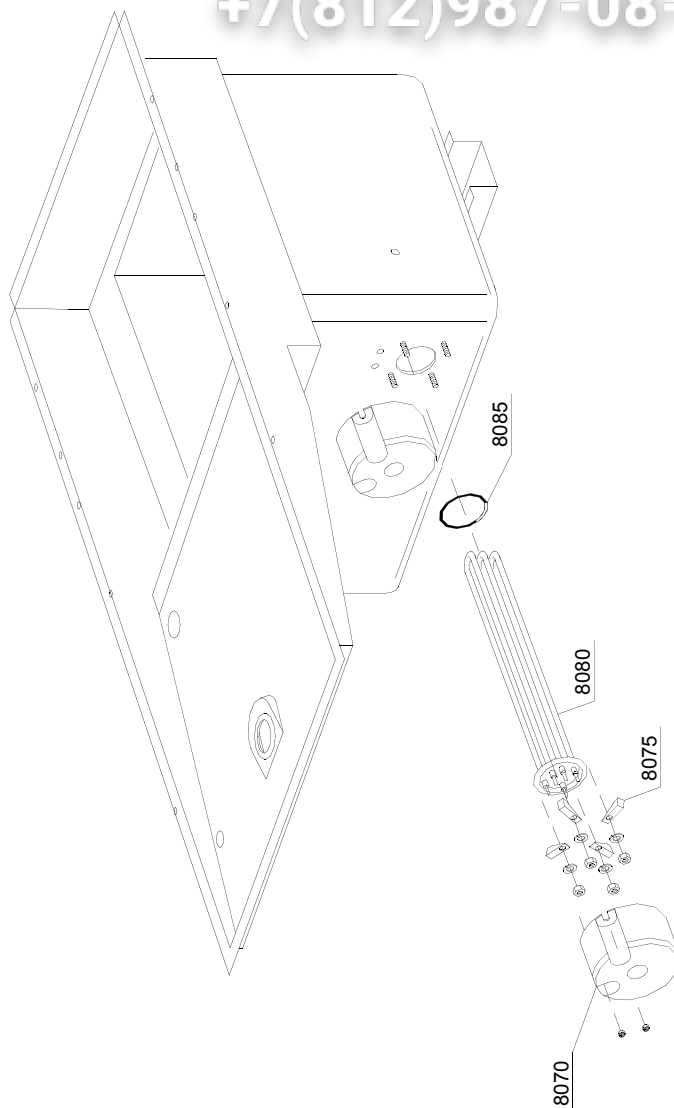
em=ELECTROMECHANICAL SWITCHES, e=ELECTRONICAL SWITCHES, uw=LOWER AND UPPER WASHER
25=25

hr=HEAT RECOVERY - TR98, hp=HEAT PUMP - TR99, sc9=STEAM CONDENSER - LC 91, csa=CONVEYOR SPEED
ADJUSTING - LC 101, 972=90°MOTORIZED CHAIN CONVEYOR - LC 97/2, 973=180°MOTORIZED CHAIN CON-
VEYOR - LC 97/3, 974=DRYER WITH 90° MOTORIZED CHAIN CONVEYOR - LC 97/4, 975=DRYER WITH 180° MO-
TORIZED CHAIN CONVEYOR - LC 97/5, d9=DRYER - LC 90, d92=DRYER - LC 90/2, d929=DRYER - LC 90/900,
cw=ADDITIONAL BOILER FOR COLD WATER SUPPLY, dvgw=DVGW VALVE SYSTEM, des=DETERGENT ECON-
OMIZER SYSTEM, szc9=SPLASH ZONE WITH CILINDER - LC 94, ti=TANK INSULATION, ds=DOUBLE SKIN,
bp=BOOSTER PUMP, sdn3=DISPENSER SYSTEM SDN-3, 98=ANGLE LOADING TABLE - LC 98

A=3/N/PE~380-400V 50-60Hz, D=3/PE~200-210V 50-60Hz, F=2/PE~220-240V 50-60Hz, G=3/N/PE~415V 50-60Hz,
H=3/PE~220-230V 50-60Hz, K=3/PE~380-400V 50-60Hz, L=3/PE~415V 50-60Hz, M=3/PE~440V 60Hz, P=1/N/PE~220-
230V 50-60Hz, R=2/PE~220-240V 50-60Hz, U=1/N/PE~240V 50-60Hz, V=3/PE~240V 50-60Hz, W=1/N/PE~100-110V
50-60Hz

vsezip.ru

+7(812)987-08-81



ID	P-code	SN from	SN to	Mod.	Acces	Volt	Description
Module:Heat recovery TR98 - part 3							
8070	75311		-	em,e,uw			Heating element cover
8075	16045		-	em,e,uw			Heating element support Ø6.3
8080	30001010		-	em,e,uw			Heating element 6kW
8080	30001011		-	em,e,uw			Heating element 9kW
8080	30001011/A		-	em,e,uw			Heating element 12kW
8080	30001011/B		-	em,e,uw			Heating element 14kW
8085	13015		-	em,e,uw			O-ring 160 (6225)

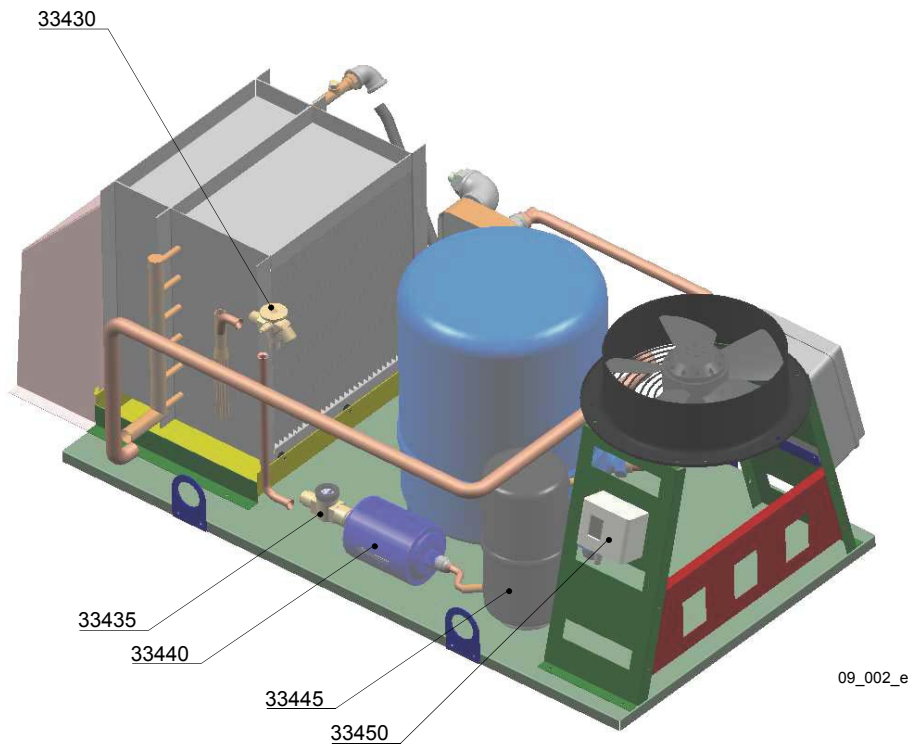
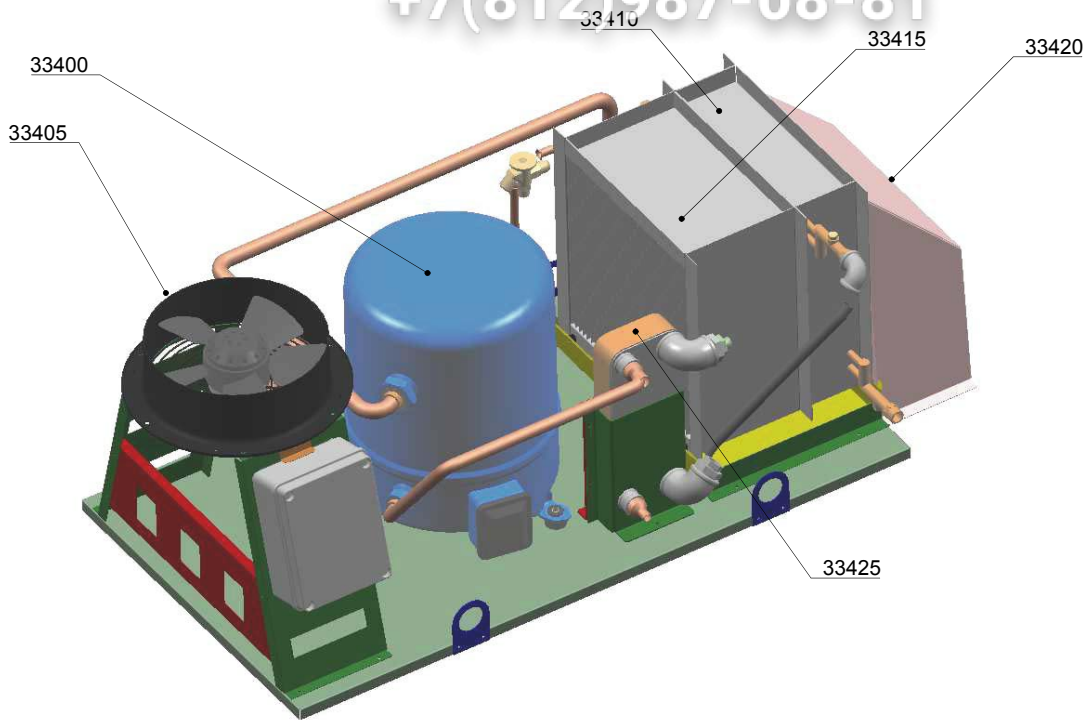
em=ELECTROMECHANICAL SWITCHES, e=ELECTRONICAL SWITCHES, uw=LOWER AND UPPER WASHER
25=25

hr=HEAT RECOVERY - TR98, hp=HEAT PUMP - TR99, sc9=STEAM CONDENSER - LC 91, csa=CONVEYOR SPEED ADJUSTING - LC 101, 972=90°MOTORIZED CHAIN CONVEYOR - LC 97/2, 973=180°MOTORIZED CHAIN CONVEYOR - LC 97/3, 974=DRYER WITH 90° MOTORIZED CHAIN CONVEYOR - LC 97/4, 975=DRYER WITH 180° MOTORIZED CHAIN CONVEYOR - LC 97/5, d9=DRYER - LC 90, d92=DRYER - LC 90/2, d929=DRYER - LC 90/900, cw=ADDITIONAL BOILER FOR COLD WATER SUPPLY, dvgw=DVGW VALVE SYSTEM, des=DETERGENT ECONOMIZER SYSTEM, szc9=SPLASH ZONE WITH CILINDER - LC 94, ti=TANK INSULATION, ds=DOUBLE SKIN, bp=BOOSTER PUMP, sdn3=DISPENSER SYSTEM SDN-3, 98=ANGLE LOADING TABLE - LC 98

A=3/N/PE~380-400V 50-60Hz, D=3/PE~200-210V 50-60Hz, F=2/PE~220-240V 50-60Hz, G=3/N/PE~415V 50-60Hz, H=3/PE~220-230V 50-60Hz, K=3/PE~380-400V 50-60Hz, L=3/PE~415V 50-60Hz, M=3/PE~440V 60Hz, P=1/N/PE~220-230V 50-60Hz, R=2/PE~220-240V 50-60Hz, U=1/N/PE~240V 50-60Hz, V=3/PE~240V 50-60Hz, W=1/N/PE~100-110V 50-60Hz

vsezip.ru

+7(812)987-08-81



ID	P-code	SN from	SN to	Mod.	Acces	Volt	Description
Module:Heat pump TR99 - part 1							
33400	3000310/B		-	em,e,uw			4 kW Compressor
33405	xxxx		-	em,e,uw			Impeller fan
33410	xxxx		-	em,e,uw			Heating recovery battery
33415	xxxx		-	em,e,uw			Evaporator
33420	xxxx		-	em,e,uw			Cap for steam collection
33425	xxxx		-	em,e,uw			Plate condenser
33430	xxxx		-	em,e,uw			Lamination valve
33435	3000310/H		-	em,e,uw			Inspection slide
33440	3000310/G		-	em,e,uw			Filter
33445	xxxx		-	em,e,uw			Expansion tank
33450	xxxx		-	em,e,uw			Differential pressure switch

em=ELECTROMECHANICAL SWITCHES, e=ELECTRONICAL SWITCHES, uw=LOWER AND UPPER WASHER
25=25

hr=HEAT RECOVERY - TR98, hp=HEAT PUMP - TR99, sc9=STEAM CONDENSER - LC 91, csa=CONVEYOR SPEED ADJUSTING - LC 101, 972=90°MOTORIZED CHAIN CONVEYOR - LC 97/2, 973=180°MOTORIZED CHAIN CONVEYOR - LC 97/3, 974=DRYER WITH 90° MOTORIZED CHAIN CONVEYOR - LC 97/4, 975=DRYER WITH 180° MOTORIZED CHAIN CONVEYOR - LC 97/5, d9=DRYER - LC 90, d92=DRYER - LC 90/2, d929=DRYER - LC 90/900, cw=ADDITIONAL BOILER FOR COLD WATER SUPPLY, dvgw=DVGW VALVE SYSTEM, des=DETERGENT ECONOMIZER SYSTEM, szc9=SPLASH ZONE WITH CILINDER - LC 94, ti=TANK INSULATION, ds=DOUBLE SKIN, bp=BOOSTER PUMP, sdn3=DISPENSER SYSTEM SDN-3, 98=ANGLE LOADING TABLE - LC 98

A=3/N/PE~380-400V 50-60Hz, D=3/PE~200-210V 50-60Hz, F=2/PE~220-240V 50-60Hz, G=3/N/PE~415V 50-60Hz, H=3/PE~220-230V 50-60Hz, K=3/PE~380-400V 50-60Hz, L=3/PE~415V 50-60Hz, M=3/PE~440V 60Hz, P=1/N/PE~220-230V 50-60Hz, R=2/PE~220-240V 50-60Hz, U=1/N/PE~240V 50-60Hz, V=3/PE~240V 50-60Hz, W=1/N/PE~100-110V 50-60Hz

vsezip.ru

+7(812)987-08-81



09_002ae

vsezip.ru

ID	P-code	SN from	SN to	Mod.	Acces	Volt	Description
Module:Heat pump TR99/1 - part 1							
33400	3000310/B		-	em,e,uw			4 kW Compressor
33405	3000310/A		-	em,e,uw			Impeller fan
33410	3000310/F		-	em,e,uw			Heating recovery battery
33415	3000310/E		-	em,e,uw			GAS battery
33420	3000310/H		-	em,e,uw			Inspection slide
33425	3000310/G		-	em,e,uw			Filter

em=ELECTROMECHANICAL SWITCHES, e=ELECTRONICAL SWITCHES, uw=LOWER AND UPPER WASHER
25=25

hr=HEAT RECOVERY - TR98, hp=HEAT PUMP - TR99, sc9=STEAM CONDENSER - LC 91, csa=CONVEYOR SPEED ADJUSTING - LC 101, 972=90°MOTORIZED CHAIN CONVEYOR - LC 97/2, 973=180°MOTORIZED CHAIN CONVEYOR - LC 97/3, 974=DRYER WITH 90° MOTORIZED CHAIN CONVEYOR - LC 97/4, 975=DRYER WITH 180° MOTORIZED CHAIN CONVEYOR - LC 97/5, d9=DRYER - LC 90, d92=DRYER - LC 90/2, d929=DRYER - LC 90/900, cw=ADDITIONAL BOILER FOR COLD WATER SUPPLY, dvgw=DVGW VALVE SYSTEM, des=DETERGENT ECONOMIZER SYSTEM, szc9=SPLASH ZONE WITH CILINDER - LC 94, ti=TANK INSULATION, ds=DOUBLE SKIN, bp=BOOSTER PUMP, sdn3=DISPENSER SYSTEM SDN-3, 98=ANGLE LOADING TABLE - LC 98

A=3/N/PE~380-400V 50-60Hz, D=3/PE~200-210V 50-60Hz, F=2/PE~220-240V 50-60Hz, G=3/N/PE~415V 50-60Hz, H=3/PE~220-230V 50-60Hz, K=3/PE~380-400V 50-60Hz, L=3/PE~415V 50-60Hz, M=3/PE~440V 60Hz, P=1/N/PE~220-230V 50-60Hz, R=2/PE~220-240V 50-60Hz, U=1/N/PE~240V 50-60Hz, V=3/PE~240V 50-60Hz, W=1/N/PE~100-110V 50-60Hz

09_003_e



vsezip.ru

ID	P-code	SN from	SN to	Mod	Acces	Volt	Description
Module: Heat pump TR99 [TR99/1] - part 2							
33500	3009499		-	em,e,uw	hp		Chimney TR-99
33505	3060184		-	em,e,uw	hp		Impeller fan TR-99
33510	3060077		-	em,e,uw	hp		Front body TR-99
33530	3009690		-	em,e,uw	hp		Top assembly bodyTR-99

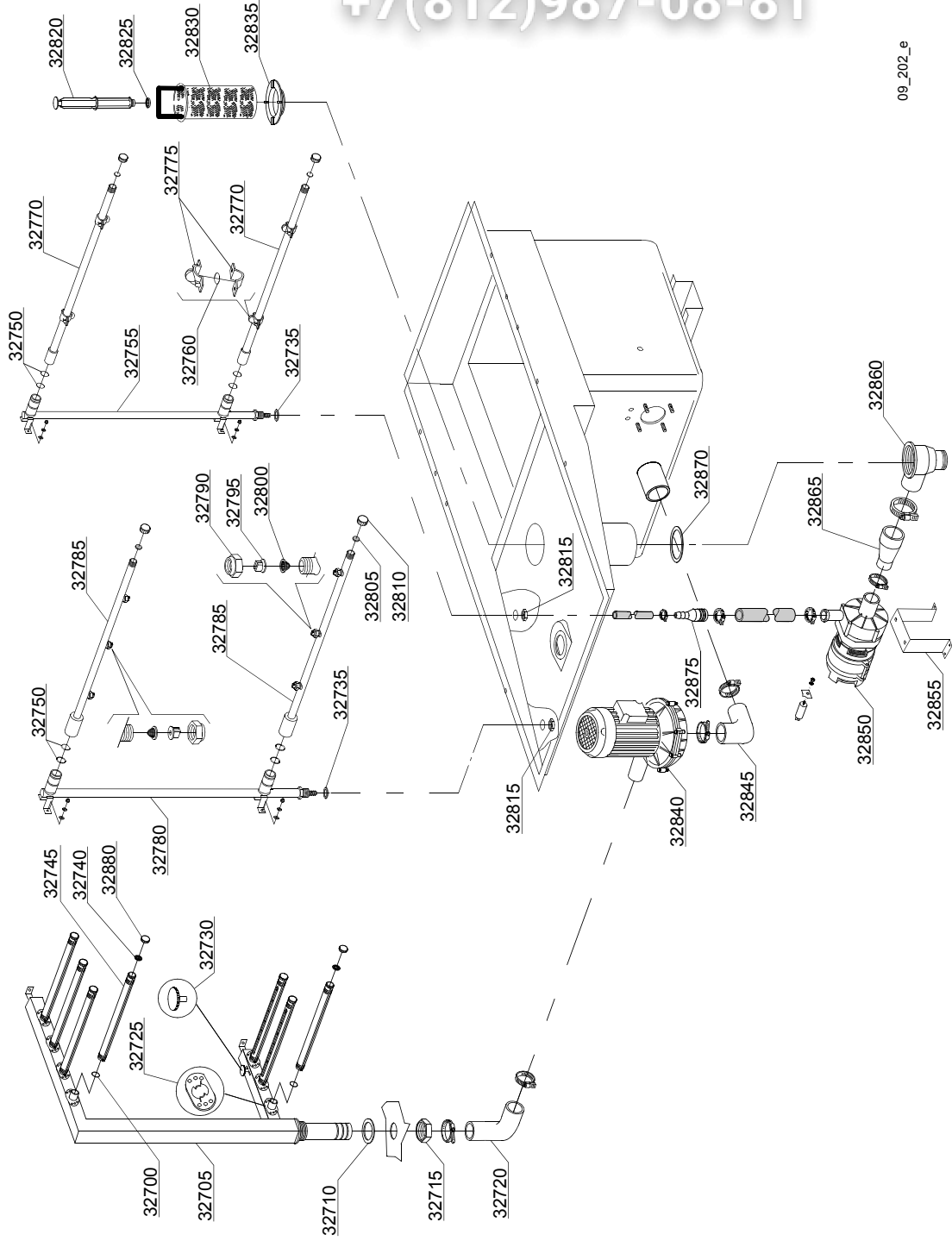
em=ELECTROMECHANICAL SWITCHES, e=ELECTRONICAL SWITCHES, uw=LOWER AND UPPER WASHER
25=25

hr=HEAT RECOVERY - TR98, hp=HEAT PUMP - TR99, sc9=STEAM CONDENSER - LC 91, csa=CONVEYOR SPEED ADJUSTING - LC 101, 972=90°MOTORIZED CHAIN CONVEYOR - LC 97/2, 973=180°MOTORIZED CHAIN CONVEYOR - LC 97/3, 974=DRYER WITH 90° MOTORIZED CHAIN CONVEYOR - LC 97/4, 975=DRYER WITH 180° MOTORIZED CHAIN CONVEYOR - LC 97/5, d9=DRYER - LC 90, d92=DRYER - LC 90/2, d929=DRYER - LC 90/900, cw=ADDITIONAL BOILER FOR COLD WATER SUPPLY, dvgw=DVGW VALVE SYSTEM, des=DETERGENT ECONOMIZER SYSTEM, szc9=SPLASH ZONE WITH CILINDER - LC 94, ti=TANK INSULATION, ds=DOUBLE SKIN, bp=BOOSTER PUMP, sdn3=DISPENSER SYSTEM SDN-3, 98=ANGLE LOADING TABLE - LC 98

A=3/N/PE~380-400V 50-60Hz, D=3/PE~200-210V 50-60Hz, F=2/PE~220-240V 50-60Hz, G=3/N/PE~415V 50-60Hz, H=3/PE~220-230V 50-60Hz, K=3/PE~380-400V 50-60Hz, L=3/PE~415V 50-60Hz, M=3/PE~440V 60Hz, P=1/N/PE~220-230V 50-60Hz, R=2/PE~220-240V 50-60Hz, U=1/N/PE~240V 50-60Hz, V=3/PE~240V 50-60Hz, W=1/N/PE~100-110V 50-60Hz

vsezip.ru

+7(812)987-08-81



09_202_e

ID	P-code	SN from	SN to	Mod.	Acces	Volt	Description
Module:Tank Particular							
32700	13023		-	em,e,uw			O-ring 131 (4093)
32705	3004174		-	em,e,uw			Right wash ramp
32705	3004175		-	em,e,uw			Left wash ramp
32710	10200173/A		-	em,e,uw			Gasket 75x58x3
32715	10600012		-	em,e,uw			Flat nut
32720	3004025		-	em,e,uw			Elbow coupling press.
32725	3004148		-	em,e,uw			Arm connection flange
32730	3004140		-	em,e,uw			Water flow adjuster
32735	13326		-	em,e,uw			Gasket 38x27x2
32740	80305		-	em,e,uw			Gasket
32745	3004147		-	em,e,uw			Wash arm
32750	13025		-	em,e,uw			O-ring 2081
32755	3003949		-	em,e,uw			Prerinsing ramp
32760	13009		-	em,e,uw			O-ring 2050
32770	3003903		-	em,e,uw			Prewashing arm 2 nozzle
32775	10746/A		-	em,e,uw			Nozzle pr
32780	3003954		-	em,e,uw			Rinsing ramp
32785	3003902		-	em,e,uw			Rinsing arm 3 nozzle
32790	2200116		-	em,e,uw			Nut
32795	2200114		-	em,e,uw			Nozzle
32800	2200117		-	em,e,uw			Filter
32805	2002051		-	em,e,uw			Gasket EPDM 17.5x1.5
32810	2002054		-	em,e,uw			Plug for arm
32815	2200103		-	em,e,uw			Nut
32820	11600102		-	em,e,uw			Overflow-pipe
32825	13021		-	em,e,uw			DEM 40 O-ring
32830	3000316		-	em,e,uw			Filter with basket
32835	3000317		-	em,e,uw			Ferrule with filter

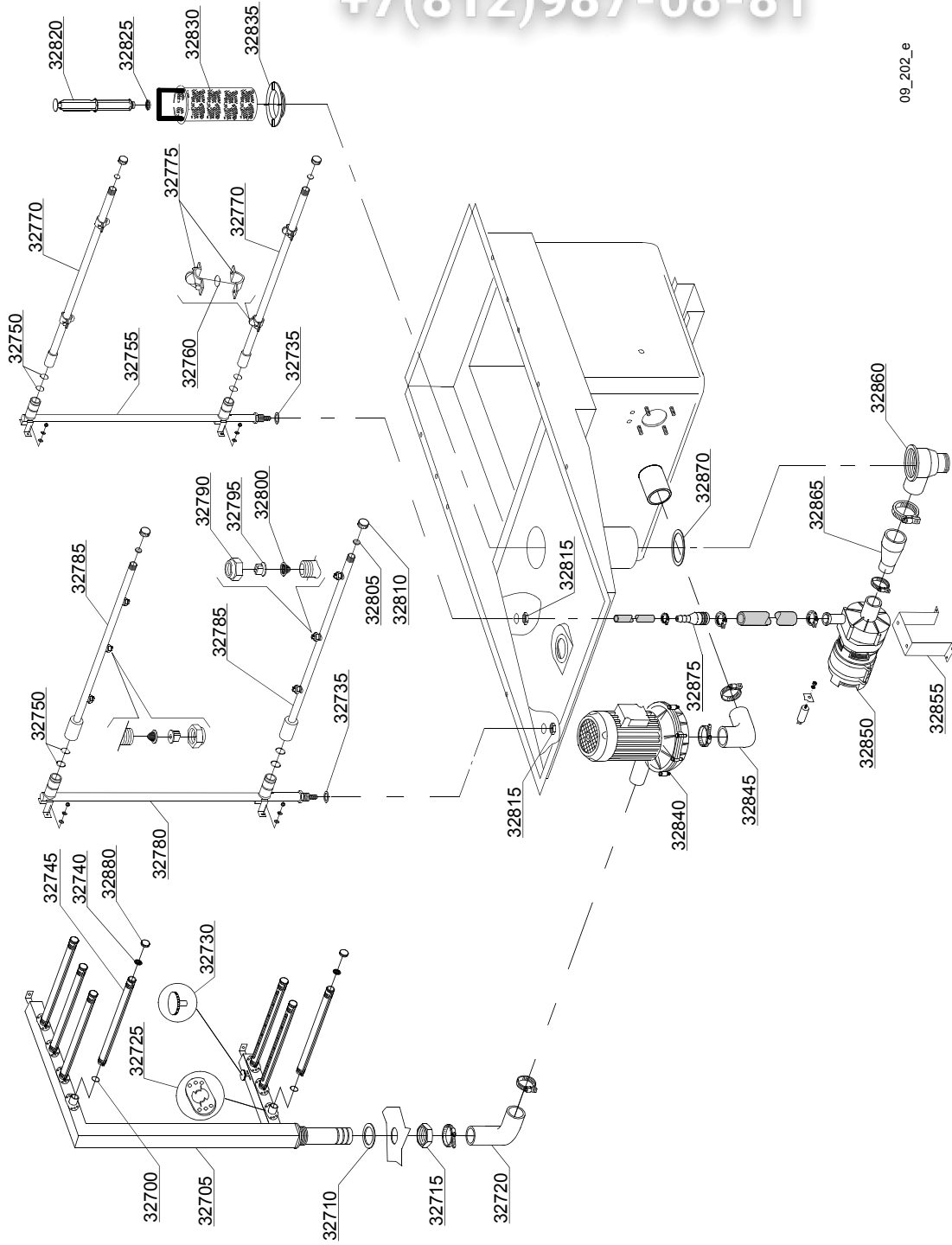
em=ELECTROMECHANICAL SWITCHES, e=ELECTRONICAL SWITCHES, uw=LOWER AND UPPER WASHER
25=25

hr=HEAT RECOVERY - TR98, hp=HEAT PUMP - TR99, sc9=STEAM CONDENSER - LC 91, csa=CONVEYOR SPEED
ADJUSTING - LC 101, 972=90°MOTORIZED CHAIN CONVEYOR - LC 97/2, 973=180°MOTORIZED CHAIN CON-
VEYOR - LC 97/3, 974=DRYER WITH 90° MOTORIZED CHAIN CONVEYOR - LC 97/4, 975=DRYER WITH 180° MO-
TORIZED CHAIN CONVEYOR - LC 97/5, d9=DRYER - LC 90, d92=DRYER - LC 90/2, d929=DRYER - LC 90/900,
cw=ADDITIONAL BOILER FOR COLD WATER SUPPLY, dvgw=DVGW VALVE SYSTEM, des=DETERGENT ECON-
OMIZER SYSTEM, szc9=SPLASH ZONE WITH CILINDER - LC 94, ti=TANK INSULATION, ds=DOUBLE SKIN,
bp=BOOSTER PUMP, sdn3=DISPENSER SYSTEM SDN-3, 98=ANGLE LOADING TABLE - LC 98

A=3/N/PE~380-400V 50-60Hz, D=3/PE~200-210V 50-60Hz, F=2/PE~220-240V 50-60Hz, G=3/N/PE~415V 50-60Hz,
H=3/PE~220-230V 50-60Hz, K=3/PE~380-400V 50-60Hz, L=3/PE~415V 50-60Hz, M=3/PE~440V 60Hz, P=1/N/PE~220-
230V 50-60Hz, R=2/PE~220-240V 50-60Hz, U=1/N/PE~240V 50-60Hz, V=3/PE~240V 50-60Hz, W=1/N/PE~100-110V
50-60Hz

vsezip.ru

+7(812)987-08-81



09_202_e

ID	P-code	SN from	SN to	Mod	Acces.	Volt	Description
Module: Tank Particular							
32840	22037		-	em,e,uw			Pump 1.5 kW
32845	3002020		-	em,e,uw			Suction elbow coupling
32850	10501/C		-	em,e,uw			Prerinsing pump 100W
32855	3000318		-	em,e,uw			Support pump (Module double rinsing)
32860	500603		-	em,e,uw			Water drain scrap tray
32865	540005		-	em,e,uw			Suction pipe coupling
32870	80208		-	em,e,uw			Ø95x75x3 Gasket
32875	3003063		-	em,e,uw			Reducer
32280	80304		-	em,e,uw			Arm plug

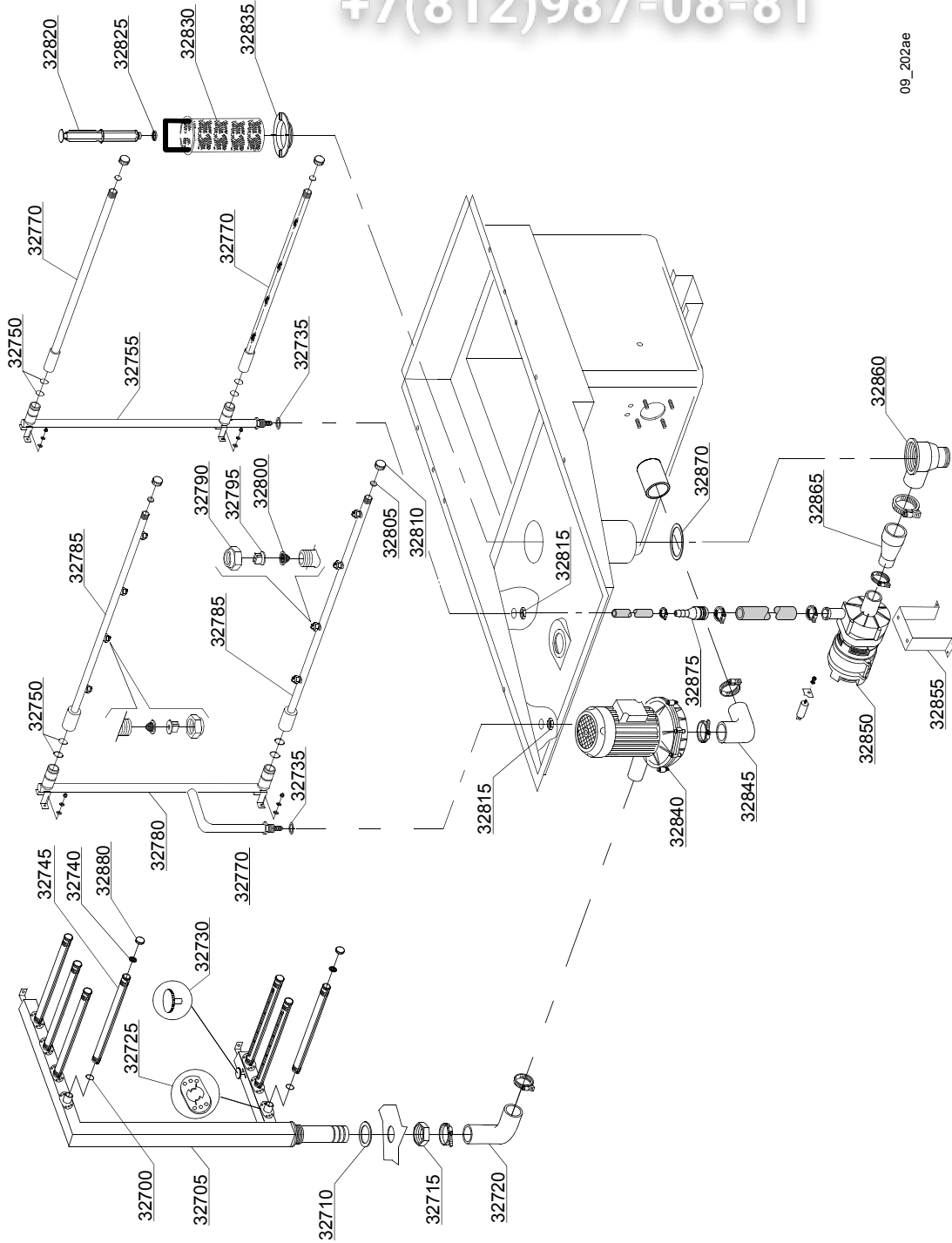
em=ELECTROMECHANICAL SWITCHES, e=ELECTRONICAL SWITCHES, uw=LOWER AND UPPER WASHER
25=25

hr=HEAT RECOVERY - TR98, hp=HEAT PUMP - TR99, sc9=STEAM CONDENSER - LC 91, csa=CONVEYOR SPEED
ADJUSTING - LC 101, 972=90°MOTORIZED CHAIN CONVEYOR - LC 97/2, 973=180°MOTORIZED CHAIN CON-
VEYOR - LC 97/3, 974=DRYER WITH 90° MOTORIZED CHAIN CONVEYOR - LC 97/4, 975=DRYER WITH 180° MO-
TORIZED CHAIN CONVEYOR - LC 97/5, d9=DRYER - LC 90, d92=DRYER - LC 90/2, d929=DRYER - LC 90/900,
cw=ADDITIONAL BOILER FOR COLD WATER SUPPLY, dvgw=DVGW VALVE SYSTEM, des=DETERGENT ECON-
OMIZER SYSTEM, szc9=SPLASH ZONE WITH CILINDER - LC 94, ti=TANK INSULATION, ds=DOUBLE SKIN,
bp=BOOSTER PUMP, sdn3=DISPENSER SYSTEM SDN-3, 98=ANGLE LOADING TABLE - LC 98

A=3/N/PE~380-400V 50-60Hz, D=3/PE~200-210V 50-60Hz, F=2/PE~220-240V 50-60Hz, G=3/N/PE~415V 50-60Hz,
H=3/PE~220-230V 50-60Hz, K=3/PE~380-400V 50-60Hz, L=3/PE~415V 50-60Hz, M=3/PE~440V 60Hz, P=1/N/PE~220-
230V 50-60Hz, R=2/PE~220-240V 50-60Hz, U=1/N/PE~240V 50-60Hz, V=3/PE~240V 50-60Hz, W=1/N/PE~100-110V
50-60Hz

vsezip.ru

+7(812)987-08-81



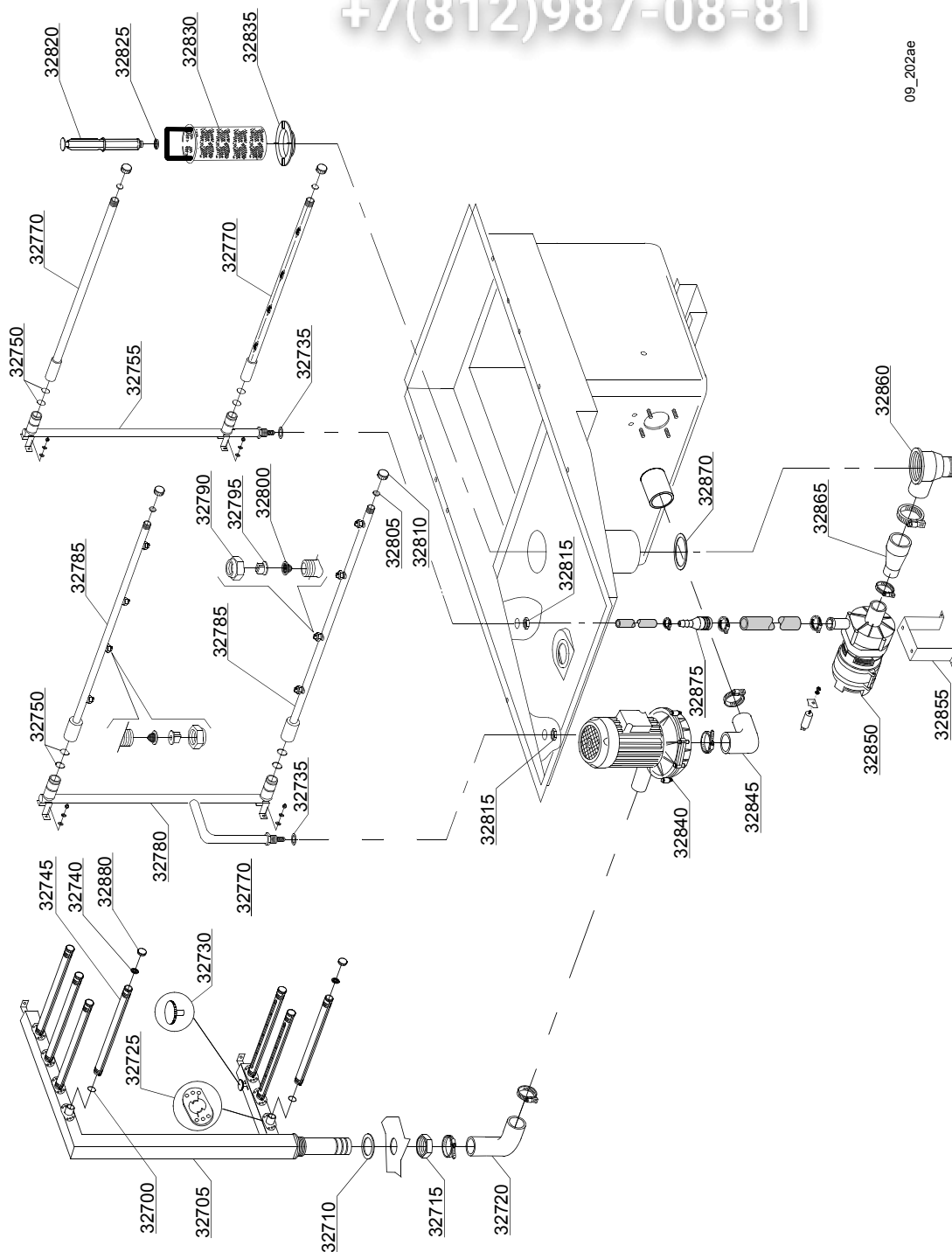
09_202ae

ID	P-code	SN from	SN to	Mod.	Acces.	Volt	Description
Module: Tank Particular							
32700	13023		-	em,e,uw			O-ring 131 (4093)
32705	3004174		-	em,e,uw			Right wash ramp
32705	3004175		-	em,e,uw			Left wash ramp
32710	10200173/A		-	em,e,uw			Gasket 75x58x3
32715	10600012		-	em,e,uw			Flat nut
32720	3004025		-	em,e,uw			Elbow coupling press.
32725	3004148		-	em,e,uw			Arm connection flange
32730	3004140		-	em,e,uw			Water flow adjuster
32735	13326		-	em,e,uw			Gasket 38x27x2
32740	80305		-	em,e,uw			Gasket
32745	3004147		-	em,e,uw			Wash arm
32750	13025		-	em,e,uw			O-ring 2081
32755	3003949		-	em,e,uw			Prerinsing ramp
32760	13009		-	em,e,uw			O-ring 2050
32770	3020102		-	em,e,uw			Prewashing arm 4 inox nozzle
32775	10746/A		-	em,e,uw			Nozzle pr
32780	3003962		-	em,e,uw			Rinsing ramp
32785	3003080		-	em,e,uw			Rinsing arm 4 nozzle
32790	2200116		-	em,e,uw			Nut
32795	2200114		-	em,e,uw			Nozzle
32800	2200117		-	em,e,uw			Filter
32805	2002051		-	em,e,uw			Gasket EPDM 17.5x1.5
32810	2002054		-	em,e,uw			Plug for arm
32815	2200103		-	em,e,uw			Nut
32820	11600102		-	em,e,uw			Overflow-pipe
32825	13021		-	em,e,uw			DEM 40 O-ring
32830	3000316		-	em,e,uw			Filter with basket
32835	3000317		-	em,e,uw			Ferrule with filter

em=ELECTROMECHANICAL SWITCHES, e=ELECTRONICAL SWITCHES, uw=LOWER AND UPPER WASHER
25=25

hr=HEAT RECOVERY - TR98, hp=HEAT PUMP - TR99, sc9=STEAM CONDENSER - LC 91, csa=CONVEYOR SPEED
ADJUSTING - LC 101, 972=90°MOTORIZED CHAIN CONVEYOR - LC 97/2, 973=180°MOTORIZED CHAIN CON-
VEYOR - LC 97/3, 974=DRYER WITH 90° MOTORIZED CHAIN CONVEYOR - LC 97/4, 975=DRYER WITH 180° MO-
TORIZED CHAIN CONVEYOR - LC 97/5, d9=DRYER - LC 90, d92=DRYER - LC 90/2, d929=DRYER - LC 90/900,
cw=ADDITIONAL BOILER FOR COLD WATER SUPPLY, dvgw=DVGW VALVE SYSTEM, des=DETERGENT ECON-
OMIZER SYSTEM, szc9=SPLASH ZONE WITH CILINDER - LC 94, ti=TANK INSULATION, ds=DOUBLE SKIN,
bp=BOOSTER PUMP, sdn3=DISPENSER SYSTEM SDN-3, 98=ANGLE LOADING TABLE - LC 98

A=3/N/PE~380-400V 50-60Hz, D=3/PE~200-210V 50-60Hz, F=2/PE~220-240V 50-60Hz, G=3/N/PE~415V 50-60Hz,
H=3/PE~220-230V 50-60Hz, K=3/PE~380-400V 50-60Hz, L=3/PE~415V 50-60Hz, M=3/PE~440V 60Hz, P=1/N/PE~220-
230V 50-60Hz, R=2/PE~220-240V 50-60Hz, U=1/N/PE~240V 50-60Hz, V=3/PE~240V 50-60Hz, W=1/N/PE~100-110V
50-60Hz



09_202ae

vsezip.ru

ID	P-code	SN from	SN to	Mod.	Acces.	Volt	Description
Module: Tank Particular							
32840	22037		-	em,e,uw			Pump 1.5 kW
32845	3002020		-	em,e,uw			Suction elbow coupling
32850	10501/C		-	em,e,uw			Prerinsing pump 100W
32855	3000318		-	em,e,uw			Support pump (Module double rinsing)
32860	500603		-	em,e,uw			Water drain scrap tray
32865	540005		-	em,e,uw			Suction pipe coupling
32870	80208		-	em,e,uw			Ø95x75x3 Gasket
32875	3003063		-	em,e,uw			Reducer
32880	80304		-	em,e,uw			Arm plug

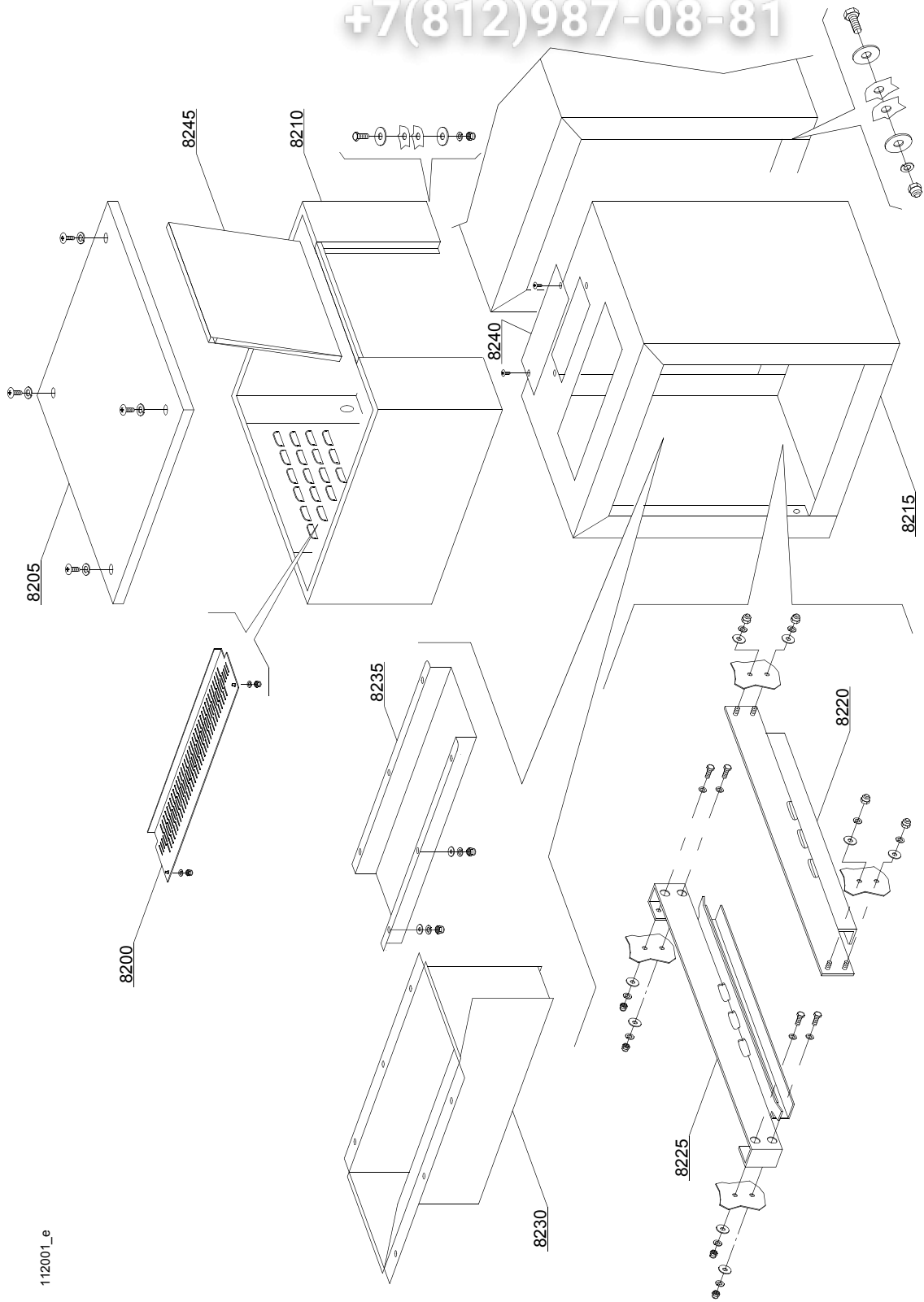
em=ELECTROMECHANICAL SWITCHES, e=ELECTRONICAL SWITCHES, uw=LOWER AND UPPER WASHER
25=25

hr=HEAT RECOVERY - TR98, hp=HEAT PUMP - TR99, sc9=STEAM CONDENSER - LC 91, csa=CONVEYOR SPEED
ADJUSTING - LC 101, 972=90°MOTORIZED CHAIN CONVEYOR - LC 97/2, 973=180°MOTORIZED CHAIN CON-
VEYOR - LC 97/3, 974=DRYER WITH 90° MOTORIZED CHAIN CONVEYOR - LC 97/4, 975=DRYER WITH 180° MO-
TORIZED CHAIN CONVEYOR - LC 97/5, d9=DRYER - LC 90, d92=DRYER - LC 90/2, d929=DRYER - LC 90/900,
cw=ADDITIONAL BOILER FOR COLD WATER SUPPLY, dvgw=DVGW VALVE SYSTEM, des=DETERGENT ECON-
OMIZER SYSTEM, szc9=SPLASH ZONE WITH CILINDER - LC 94, ti=TANK INSULATION, ds=DOUBLE SKIN,
bp=BOOSTER PUMP, sdn3=DISPENSER SYSTEM SDN-3, 98=ANGLE LOADING TABLE - LC 98

A=3/N/PE~380-400V 50-60Hz, D=3/PE~200-210V 50-60Hz, F=2/PE~220-240V 50-60Hz, G=3/N/PE~415V 50-60Hz,
H=3/PE~220-230V 50-60Hz, K=3/PE~380-400V 50-60Hz, L=3/PE~415V 50-60Hz, M=3/PE~440V 60Hz, P=1/N/PE~220-
230V 50-60Hz, R=2/PE~220-240V 50-60Hz, U=1/N/PE~240V 50-60Hz, V=3/PE~240V 50-60Hz, W=1/N/PE~100-110V
50-60Hz

vsezip.ru

+7(812)987-08-81



112001_e

vsezip.ru

ID	P-code	SN from	SN to	Mod.	Acces	Volt	Description
Module: Dryer LC90 - LC90/2 (6 - 12kW) - part 1							
8200	3009362/A		-	em,e,uw			Protection
8205	3009267		-	em,e,uw			Cover panel
8210	3009484		-	em,e,uw			Complete body
8215	3009485		-	em,e,uw			Dryer module
8220	3009047		-	em,e,uw			Front slideways
8225	3009057		-	em,e,uw			Back slideways
8230	3009492		-	em,e,uw			Flow conveyor
8235	3009434		-	em,e,uw			Splash guard
8240	3009100		-	em,e,uw			Air covering
8245	3009268		-	em,e,uw			Dryer carter lockup

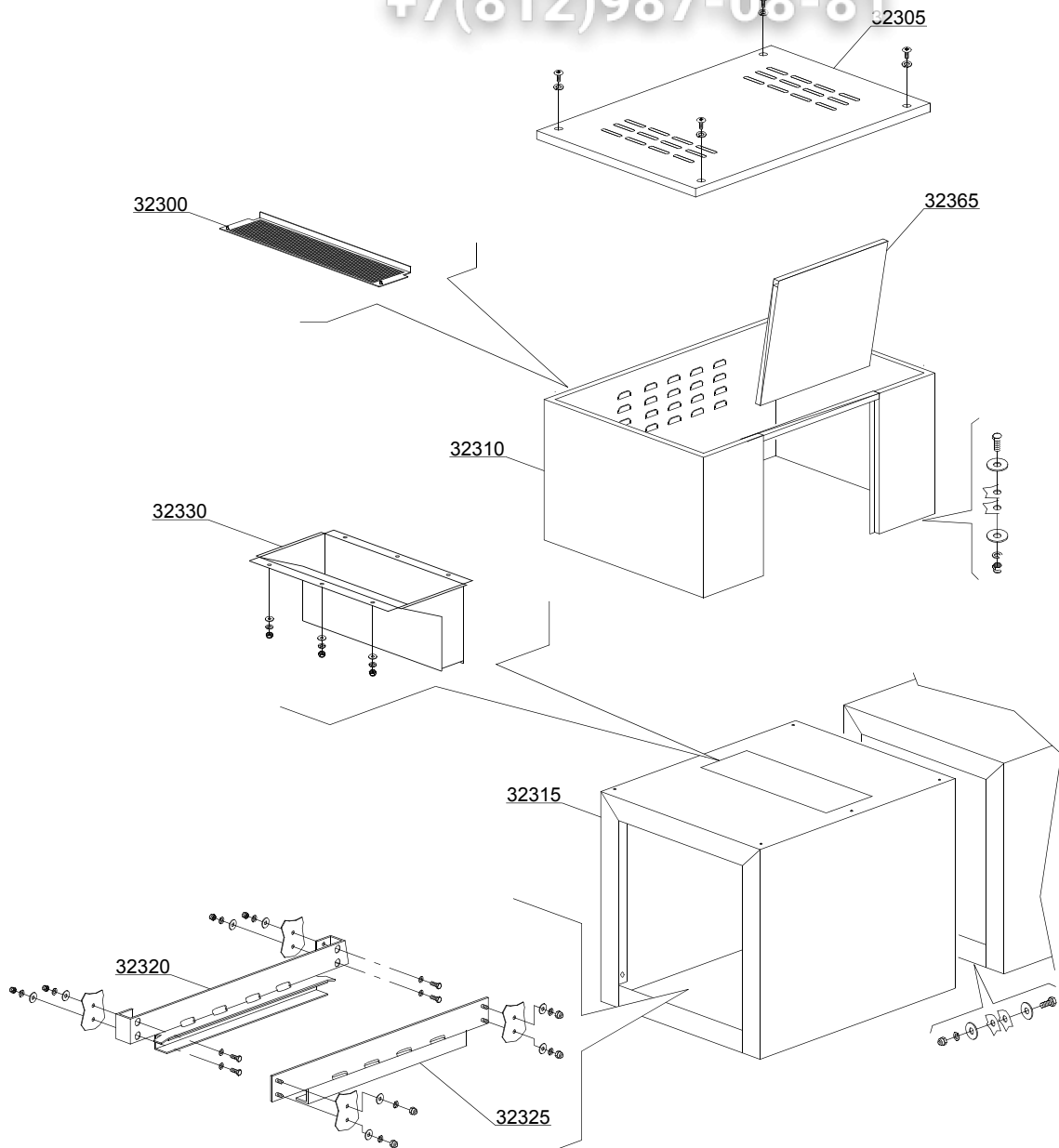
em=ELECTROMECHANICAL SWITCHES, e=ELECTRONICAL SWITCHES, uw=LOWER AND UPPER WASHER
25=25

hr=HEAT RECOVERY - TR98, hp=HEAT PUMP - TR99, sc9=STEAM CONDENSER - LC 91, csa=CONVEYOR SPEED
ADJUSTING - LC 101, 972=90°MOTORIZED CHAIN CONVEYOR - LC 97/2, 973=180°MOTORIZED CHAIN CON-
VEYOR - LC 97/3, 974=DRYER WITH 90° MOTORIZED CHAIN CONVEYOR - LC 97/4, 975=DRYER WITH 180° MO-
TORIZED CHAIN CONVEYOR - LC 97/5, d9=DRYER - LC 90, d92=DRYER - LC 90/2, d929=DRYER - LC 90/900,
cw=ADDITIONAL BOILER FOR COLD WATER SUPPLY, dvgw=DVGW VALVE SYSTEM, des=DETERGENT ECON-
OMIZER SYSTEM, szc9=SPLASH ZONE WITH CILINDER - LC 94, ti=TANK INSULATION, ds=DOUBLE SKIN,
bp=BOOSTER PUMP, sdn3=DISPENSER SYSTEM SDN-3, 98=ANGLE LOADING TABLE - LC 98

A=3/N/PE~380-400V 50-60Hz, D=3/PE~200-210V 50-60Hz, F=2/PE~220-240V 50-60Hz, G=3/N/PE~415V 50-60Hz,
H=3/PE~220-230V 50-60Hz, K=3/PE~380-400V 50-60Hz, L=3/PE~415V 50-60Hz, M=3/PE~440V 60Hz, P=1/N/PE~220-
230V 50-60Hz, R=2/PE~220-240V 50-60Hz, U=1/N/PE~240V 50-60Hz, V=3/PE~240V 50-60Hz, W=1/N/PE~100-110V
50-60Hz

vsezip.ru

+7(812)987-08-81



12_001_e

ID	P-code	SN from	SN to	Mod.	Acces	Volt	Description
Module: Dryer LC90/900 (12kW) - part 1							
32300	3009362/A		-	em,e,uw			Protection
32305	3009330		-	em,e,uw			Cover panel
32310	3009494		-	em,e,uw			Complete body
32315	3009495		-	em,e,uw			Dryer module
32320	3009333		-	em,e,uw			Front slideways
32325	3009332		-	em,e,uw			Back slideways
32330	3009492		-	em,e,uw			Splash guard
32365	3009331		-	em,e,uw			Dryer carter lockup

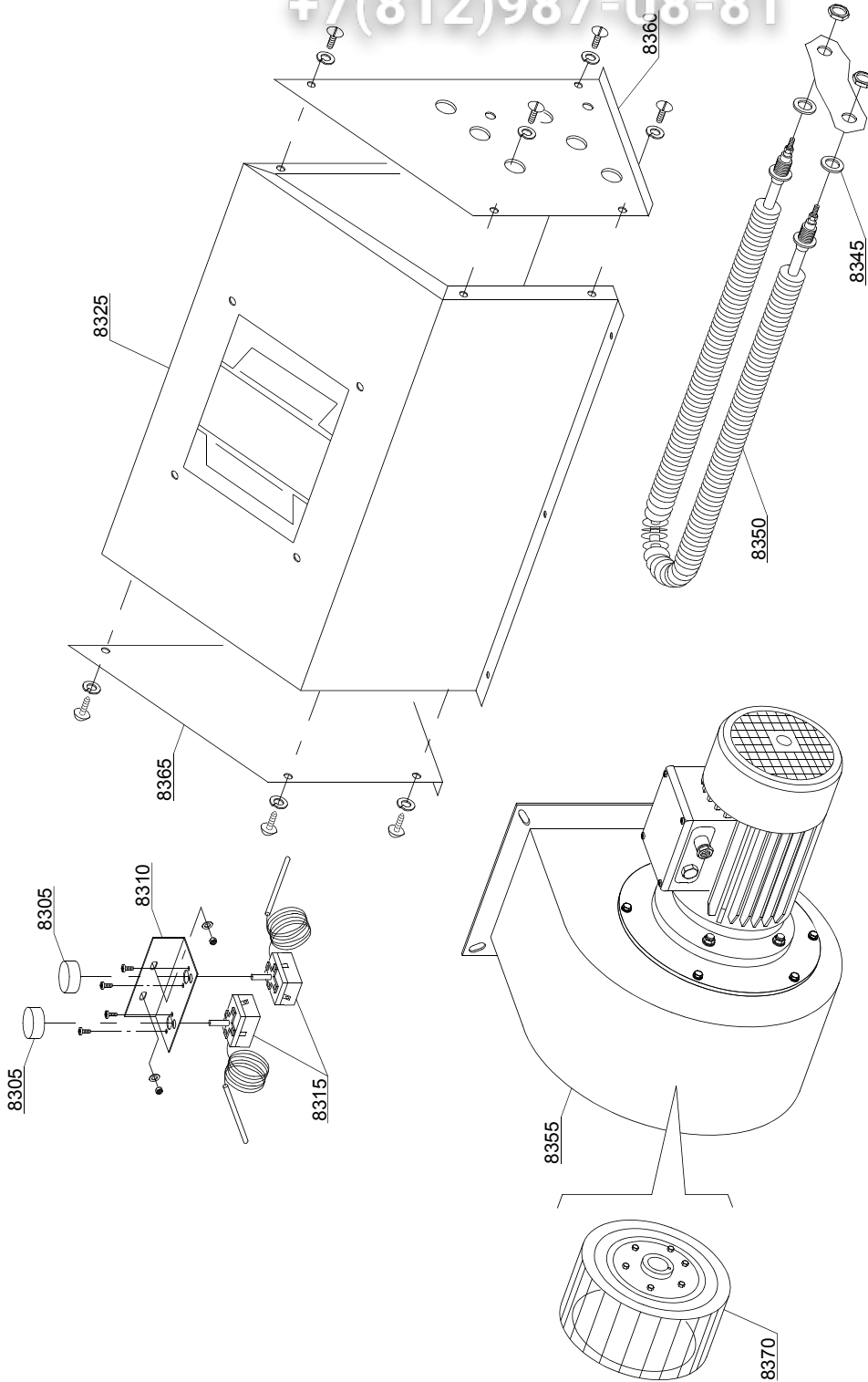
em=ELECTROMECHANICAL SWITCHES, e=ELECTRONICAL SWITCHES, uw=LOWER AND UPPER WASHER
25=25

hr=HEAT RECOVERY - TR98, hp=HEAT PUMP - TR99, sc9=STEAM CONDENSER - LC 91, csa=CONVEYOR SPEED ADJUSTING - LC 101, 972=90°MOTORIZED CHAIN CONVEYOR - LC 97/2, 973=180°MOTORIZED CHAIN CONVEYOR - LC 97/3, 974=DRYER WITH 90° MOTORIZED CHAIN CONVEYOR - LC 97/4, 975=DRYER WITH 180° MOTORIZED CHAIN CONVEYOR - LC 97/5, d9=DRYER - LC 90, d92=DRYER - LC 90/2, d929=DRYER - LC 90/900, cw=ADDITIONAL BOILER FOR COLD WATER SUPPLY, dvgw=DVGW VALVE SYSTEM, des=DETERGENT ECONOMIZER SYSTEM, szc9=SPLASH ZONE WITH CILINDER - LC 94, ti=TANK INSULATION, ds=DOUBLE SKIN, bp=BOOSTER PUMP, sdn3=DISPENSER SYSTEM SDN-3, 98=ANGLE LOADING TABLE - LC 98

A=3/N/PE~380-400V 50-60Hz, D=3/PE~200-210V 50-60Hz, F=2/PE~220-240V 50-60Hz, G=3/N/PE~415V 50-60Hz, H=3/PE~220-230V 50-60Hz, K=3/PE~380-400V 50-60Hz, L=3/PE~415V 50-60Hz, M=3/PE~440V 60Hz, P=1/N/PE~220-230V 50-60Hz, R=2/PE~220-240V 50-60Hz, U=1/N/PE~240V 50-60Hz, V=3/PE~240V 50-60Hz, W=1/N/PE~100-110V 50-60Hz

vsezip.ru

+7(812)987-08-81



11_102ae

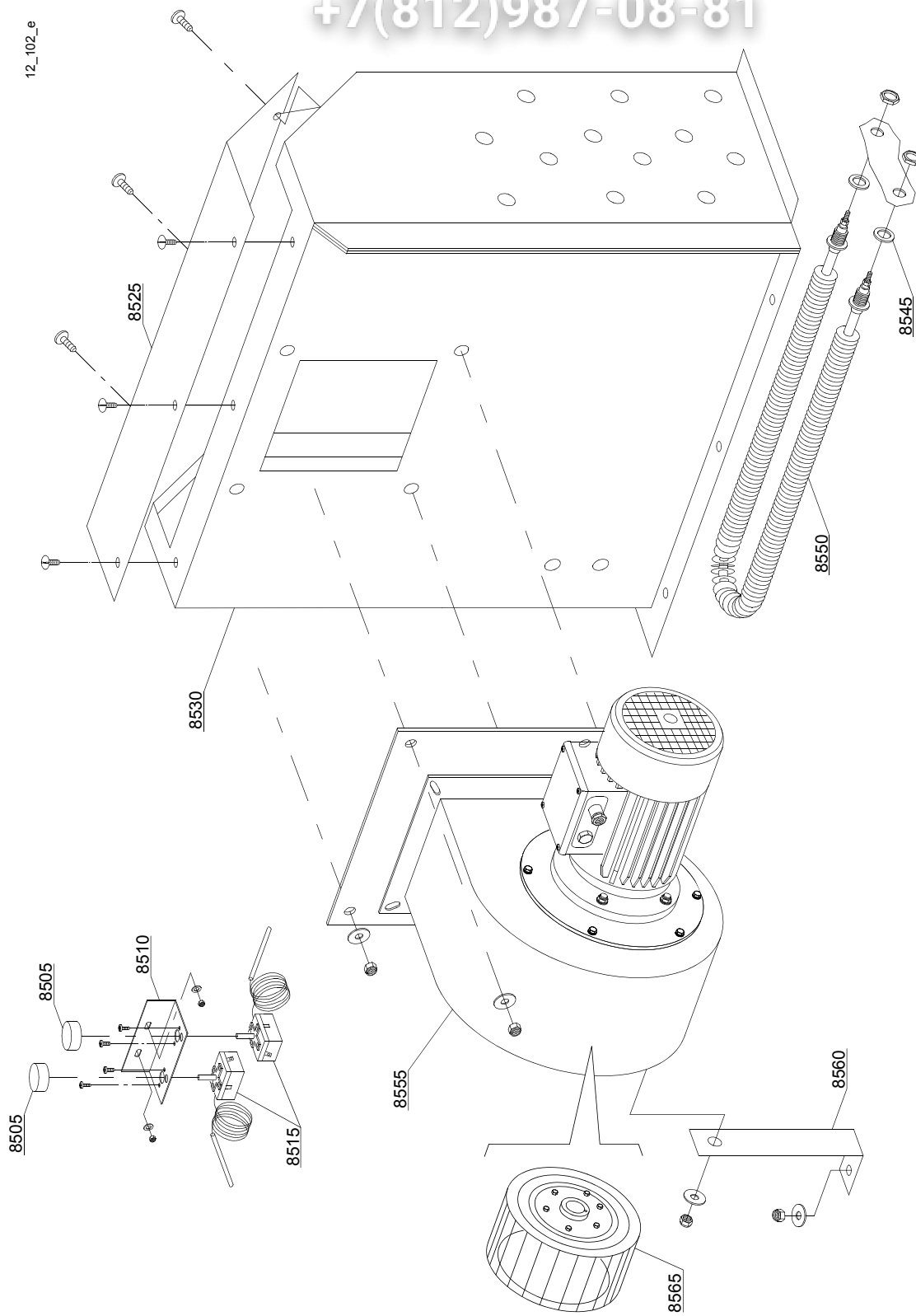
ID	P-code	SN from	SN to	Mod.	Acces	Volt	Description
Module: Dryer LC80 - LC90 (6kW) - part 2							
8305	15105/C		-	em,e,uw			0-300°C Thermostat knob
8310	3009104		-	em,e,uw			Thermostat support
8315	10707/3		-	em,e,uw			Thermostat with shaft 0 - 300°
8325	3009674		-	em,e,uw			Drying Carter
8330	3009487		-	em,e,uw			Left drying conveyor
8345	10200171		-	em,e,uw			Gasket FASIT 25x17x2
8350	2000359		-	em,e,uw			Drying heating element with nut
8355	3000313		-	em,e,uw			Motorfan 0,55 kW 60-Hz
8355	3003118		-	em,e,uw		A	Motorfan 0,75 kW
8365	3009676		-	em,e,uw			Side without oles
8370	3000308		-	em,e,uw			Pump rotor

em=ELECTROMECHANICAL SWITCHES, e=ELECTRONICAL SWITCHES, uw=LOWER AND UPPER WASHER
25=25

hr=HEAT RECOVERY - TR98, hp=HEAT PUMP - TR99, sc9=STEAM CONDENSER - LC 91, csa=CONVEYOR SPEED ADJUSTING - LC 101, 972=90°MOTORIZED CHAIN CONVEYOR - LC 97/2, 973=180°MOTORIZED CHAIN CONVEYOR - LC 97/3, 974=DRYER WITH 90° MOTORIZED CHAIN CONVEYOR - LC 97/4, 975=DRYER WITH 180° MOTORIZED CHAIN CONVEYOR - LC 97/5, d9=DRYER - LC 90, d92=DRYER - LC 90/2, d929=DRYER - LC 90/900, cw=ADDITIONAL BOILER FOR COLD WATER SUPPLY, dvgw=DVGW VALVE SYSTEM, des=DETERGENT ECONOMIZER SYSTEM, szc9=SPLASH ZONE WITH CILINDER - LC 94, ti=TANK INSULATION, ds=DOUBLE SKIN, bp=BOOSTER PUMP, sdn3=DISPENSER SYSTEM SDN-3, 98=ANGLE LOADING TABLE - LC 98
A=3/N/PE~380-400V 50-60Hz, D=3/PE~200-210V 50-60Hz, F=2/PE~220-240V 50-60Hz, G=3/N/PE~415V 50-60Hz, H=3/PE~220-230V 50-60Hz, K=3/PE~380-400V 50-60Hz, L=3/PE~415V 50-60Hz, M=3/PE~440V 60Hz, P=1/N/PE~220-230V 50-60Hz, R=2/PE~220-240V 50-60Hz, U=1/N/PE~240V 50-60Hz, V=3/PE~240V 50-60Hz, W=1/N/PE~100-110V 50-60Hz

vsezip.ru

+7(812)987-08-81



ID	P-code	SN from	SN to	Mod.	Acces	Volt	Description
Module: Dryer LC90/2 - LC90/900 (12kW) - part 2							
8505	15105/C		-	em,e,uw			0-300°C Thermostat knob
8510	3009104		-	em,e,uw			Thermostat support
8515	10707/3		-	em,e,uw			Thermostat with shaft 0 - 300°
8525	3009085		-	em,e,uw			Cover drying conveyor
8530	3009488		-	em,e,uw			Right drying conveyor
8530	3009489		-	em,e,uw			Left drying conveyor
8545	10200171		-	em,e,uw			Gasket FASIT 25x17x2
8550	2000359		-	em,e,uw			Drying heating element with nut
8555	3003118		-	em,e,uw			Motorfan 0.75 kW
8555	3000301		-	em,e,uw			Motorfan 1,5 kW
8560	3009214		-	em,e,uw			Motorfan support
8565	3003119		-	em,e,uw			Pump rotor

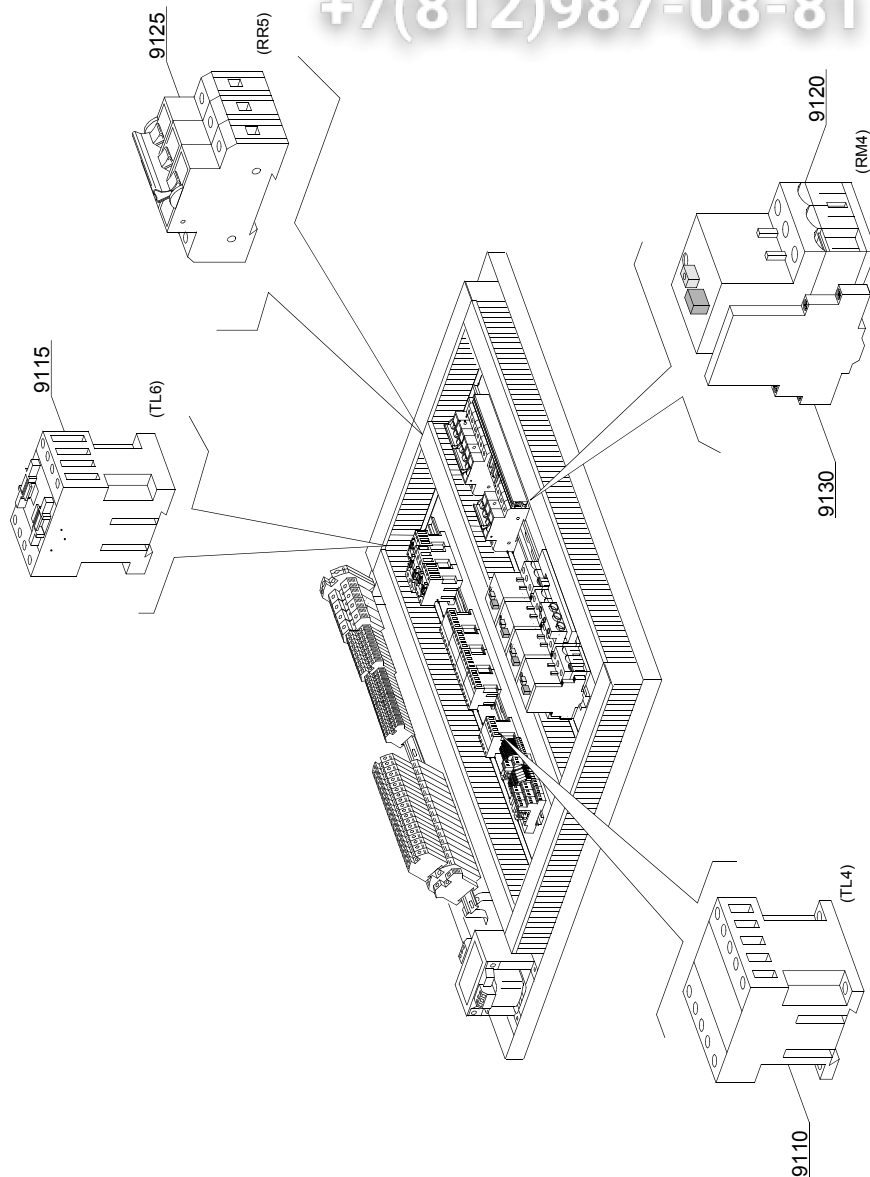
em=ELECTROMECHANICAL SWITCHES, e=ELECTRONICAL SWITCHES, uw=LOWER AND UPPER WASHER
25=25

hr=HEAT RECOVERY - TR98, hp=HEAT PUMP - TR99, sc9=STEAM CONDENSER - LC 91, csa=CONVEYOR SPEED ADJUSTING - LC 101, 972=90°MOTORIZED CHAIN CONVEYOR - LC 97/2, 973=180°MOTORIZED CHAIN CONVEYOR - LC 97/3, 974=DRYER WITH 90° MOTORIZED CHAIN CONVEYOR - LC 97/4, 975=DRYER WITH 180° MOTORIZED CHAIN CONVEYOR - LC 97/5, d9=DRYER - LC 90, d92=DRYER - LC 90/2, d929=DRYER - LC 90/900, cw=ADDITIONAL BOILER FOR COLD WATER SUPPLY, dvgw=DVGW VALVE SYSTEM, des=DETERGENT ECONOMIZER SYSTEM, szc9=SPLASH ZONE WITH CILINDER - LC 94, ti=TANK INSULATION, ds=DOUBLE SKIN, bp=BOOSTER PUMP, sdn3=DISPENSER SYSTEM SDN-3, 98=ANGLE LOADING TABLE - LC 98

A=3/N/PE~380-400V 50-60Hz, D=3/PE~200-210V 50-60Hz, F=2/PE~220-240V 50-60Hz, G=3/N/PE~415V 50-60Hz, H=3/PE~220-230V 50-60Hz, K=3/PE~380-400V 50-60Hz, L=3/PE~415V 50-60Hz, M=3/PE~440V 60Hz, P=1/N/PE~220-230V 50-60Hz, R=2/PE~220-240V 50-60Hz, U=1/N/PE~240V 50-60Hz, V=3/PE~240V 50-60Hz, W=1/N/PE~100-110V 50-60Hz

vsezip.ru

+7(812)987-08-81



112102_e

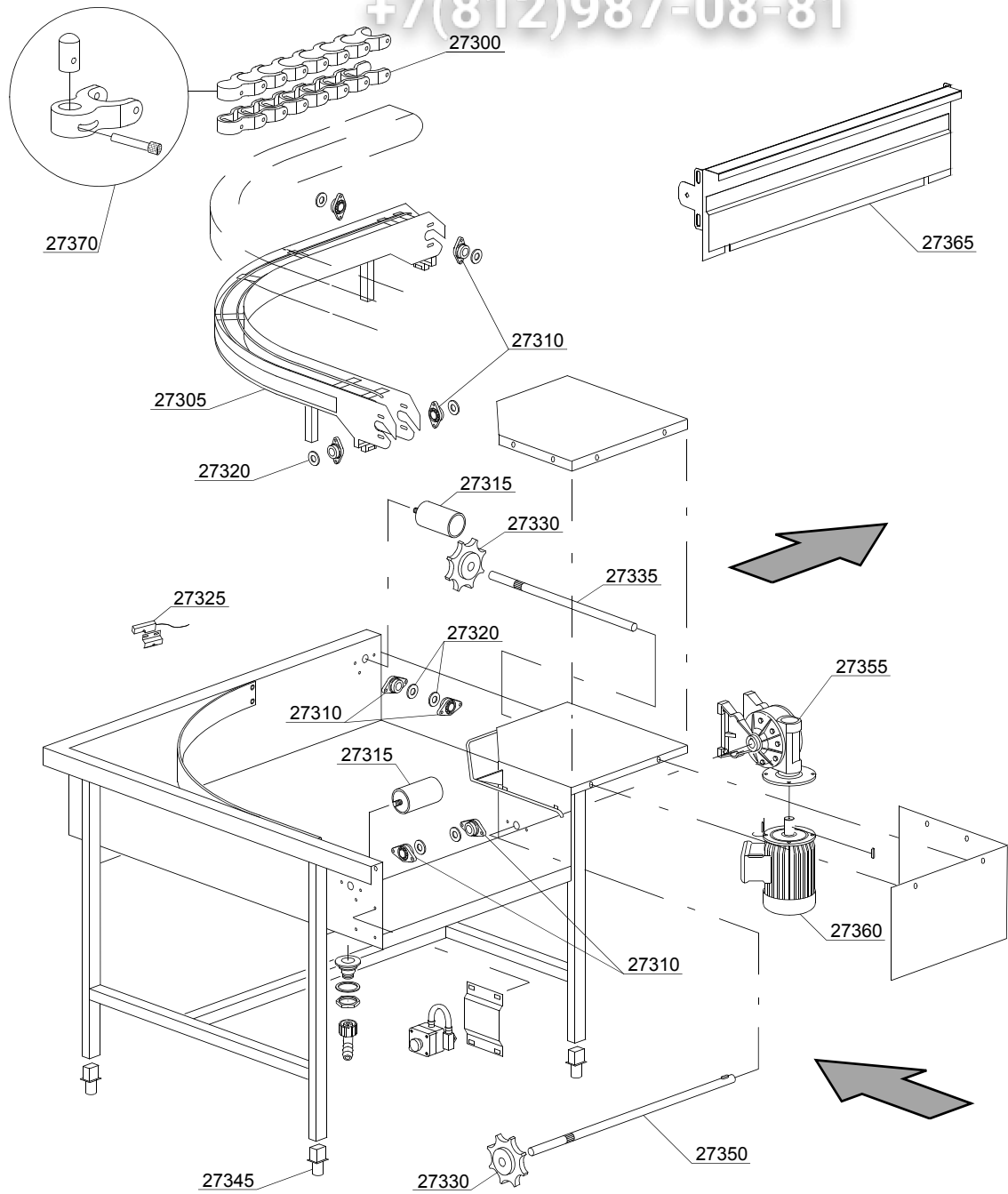
ID	P-code	SN from	SN to	Mod.	Acces	Volt	Description
Module: Dryer LC90 - LC 90/2 - LC90/900 (6 - 12kW) electric components							
9110	2000370		-	em,e,uw		A	Contactora MC9
9115	2000380		-	em,e,uw		A	Contactora BF12 (LC90 - 6kW)
9115	2000385		-	em,e,uw		A	Contactora BF20 (LC90/2 - 12kW)
9115	10300064			em,e,uw		A	Contactora BF32 (LC90/4 - 18kW)
9120	2000394		-	em,e,uw		A	Motorprotector 2,5-4A (Motorfan 0,75 kW)
9120	2000400		-	em,e,uw		A	Motorprotector 4-6,3A (Motorfan 1,5 kW)
9120	2000400			em,e,uw		A	Motorprotector 4-6,3A (Motor 1,5 kW)
9125	2000403		-	em,e,uw		A	Automatic fuse C16 (LC90 - 6kW)
9125	2000404		-	em,e,uw		A	Automatic fuse C25 (LC90/2 - 12kW)
9125	2000409			em,e,uw		A	Automatic fuse C40 (LC90/4 - 18kW)
9130	3006080		-	em,e,uw		A	Auxiliary contact LMS25

em=ELECTROMECHANICAL SWITCHES, e=ELECTRONICAL SWITCHES, uw=LOWER AND UPPER WASHER
25=25

hr=HEAT RECOVERY - TR98, hp=HEAT PUMP - TR99, sc9=STEAM CONDENSER - LC 91, csa=CONVEYOR SPEED ADJUSTING - LC 101, 972=90°MOTORIZED CHAIN CONVEYOR - LC 97/2, 973=180°MOTORIZED CHAIN CONVEYOR - LC 97/3, 974=DRYER WITH 90° MOTORIZED CHAIN CONVEYOR - LC 97/4, 975=DRYER WITH 180° MOTORIZED CHAIN CONVEYOR - LC 97/5, d9=DRYER - LC 90, d92=DRYER - LC 90/2, d929=DRYER - LC 90/900, cw=ADDITIONAL BOILER FOR COLD WATER SUPPLY, dvgw=DVGW VALVE SYSTEM, des=DETERGENT ECONOMIZER SYSTEM, szc9=SPLASH ZONE WITH CILINDER - LC 94, ti=TANK INSULATION, ds=DOUBLE SKIN, bp=BOOSTER PUMP, sdn3=DISPENSER SYSTEM SDN-3, 98=ANGLE LOADING TABLE - LC 98
A=3/N/PE~380-400V 50-60Hz, D=3/PE~200-210V 50-60Hz, F=2/PE~220-240V 50-60Hz, G=3/N/PE~415V 50-60Hz, H=3/PE~220-230V 50-60Hz, K=3/PE~380-400V 50-60Hz, L=3/PE~415V 50-60Hz, M=3/PE~440V 60Hz, P=1/N/PE~220-230V 50-60Hz, R=2/PE~220-240V 50-60Hz, U=1/N/PE~240V 50-60Hz, V=3/PE~240V 50-60Hz, W=1/N/PE~100-110V 50-60Hz

vsezip.ru

+7(812)987-08-81



15_001_e

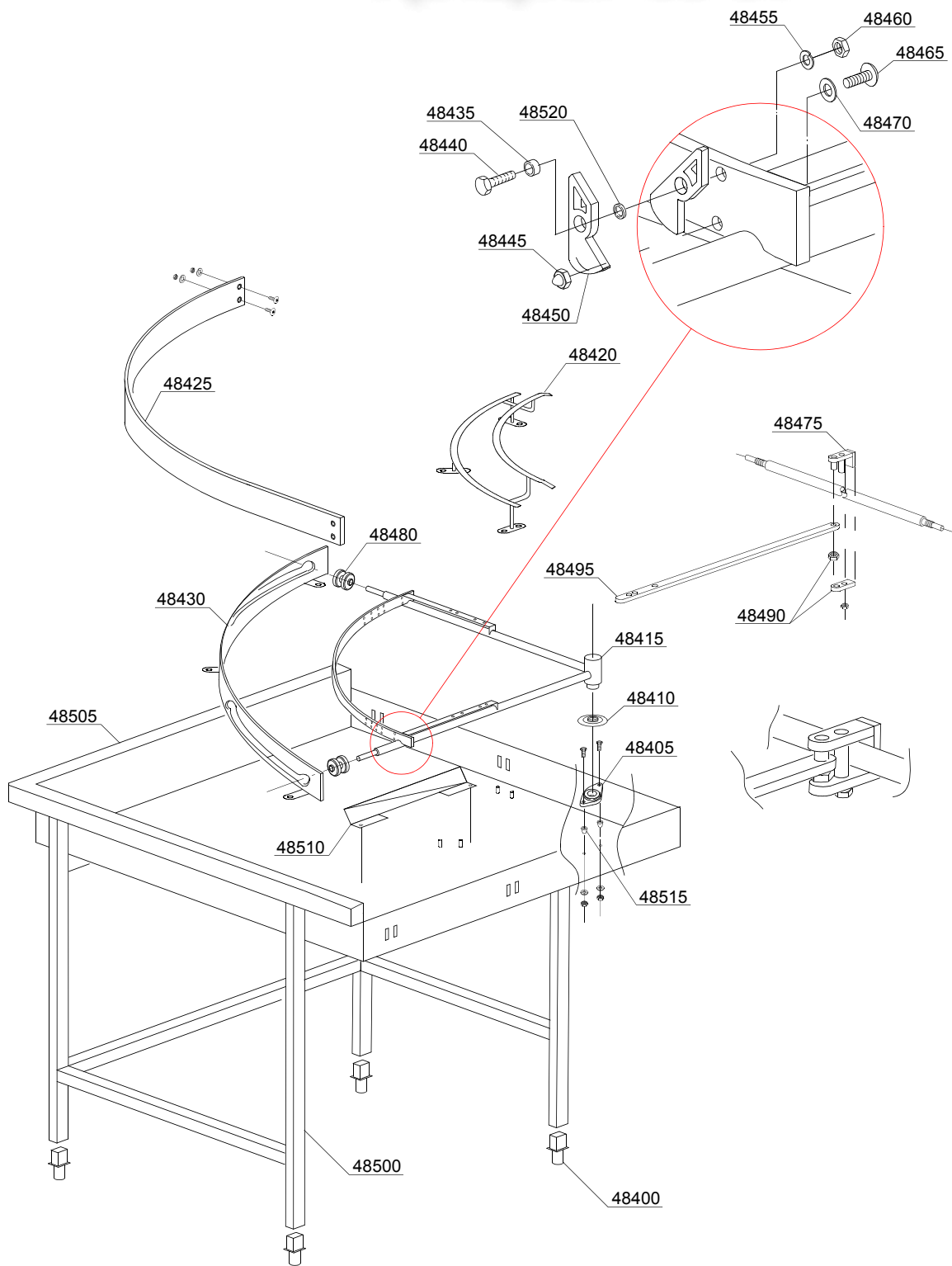
ID	P-code	SN from	SN to	Mod.	Acces	Volt	Description
Module: Motorized curve 90° - LC 97/2							
27300	3000259		-	em,e,uw			Chain for roller
27305	3003057		-	em,e,uw			Kit guide for chain
27310	3000260		-	em,e,uw			Flange for chain
27315	3000262		-	em,e,uw			Ø50x80 embossment roller
27320	3003048		-	em,e,uw			Spacer for bearings
27325	3003112		-	em,e,uw			Door microswitch
27330	3000261		-	em,e,uw			8 teeth pinion
27335	3003050		-	em,e,uw			Neutral shaft for chain
27345	3000252		-	em,e,uw			Adjustable food
27350	3003047		-	em,e,uw			Shaft for chain rotation
27355	3000254		-	em,e,uw			Gear right 1:100
27355	3000255		-	em,e,uw			Gear right 1:70
27355	3000250		-	em,e,uw			Gear left 1:70
27360	3000102		-	em,e,uw		A	Conveyor motor - 8P 230/400V 50HZ
27360	3000107		-	em,e,uw		A	Conveyor motor - 6/8P 400V 50HZ - reduced
27360	3000108		-	em,e,uw			Conveyor motor - 6/8P 230V 50HZ - reduced
27360	3000110		-	em,e,uw		A	Conveyor motor - 6/8P 400/415V 50HZ
27360	3000109		-	em,e,uw			Conveyor motor - 6/8P 230V 50HZ
27360	3000251		-	em,e,uw		A	Conveyor motor - 0,18HP - LC97
27370	3000270		-	em,e,uw			Rack-push+Support+Pivot

em=ELECTROMECHANICAL SWITCHES, e=ELECTRONICAL SWITCHES, uw=LOWER AND UPPER WASHER
25=25

hr=HEAT RECOVERY - TR98, hp=HEAT PUMP - TR99, sc9=STEAM CONDENSER - LC 91, csa=CONVEYOR SPEED
ADJUSTING - LC 101, 972=90°MOTORIZED CHAIN CONVEYOR - LC 97/2, 973=180°MOTORIZED CHAIN CON-
VEYOR - LC 97/3, 974=DRYER WITH 90° MOTORIZED CHAIN CONVEYOR - LC 97/4, 975=DRYER WITH 180° MO-
TORIZED CHAIN CONVEYOR - LC 97/5, d9=DRYER - LC 90, d92=DRYER - LC 90/2, d929=DRYER - LC 90/900,
cw=ADDITIONAL BOILER FOR COLD WATER SUPPLY, dvgw=DVGW VALVE SYSTEM, des=DETERGENT ECON-
OMIZER SYSTEM, szc9=SPLASH ZONE WITH CILINDER - LC 94, ti=TANK INSULATION, ds=DOUBLE SKIN,
bp=BOOSTER PUMP, sdn3=DISPENSER SYSTEM SDN-3, 98=ANGLE LOADING TABLE - LC 98

A=3/N/PE~380-400V 50-60Hz, D=3/PE~200-210V 50-60Hz, F=2/PE~220-240V 50-60Hz, G=3/N/PE~415V 50-60Hz,
H=3/PE~220-230V 50-60Hz, K=3/PE~380-400V 50-60Hz, L=3/PE~415V 50-60Hz, M=3/PE~440V 60Hz, P=1/N/PE~220-
230V 50-60Hz, R=2/PE~220-240V 50-60Hz, U=1/N/PE~240V 50-60Hz, V=3/PE~240V 50-60Hz, W=1/N/PE~100-110V
50-60Hz

15_102ae

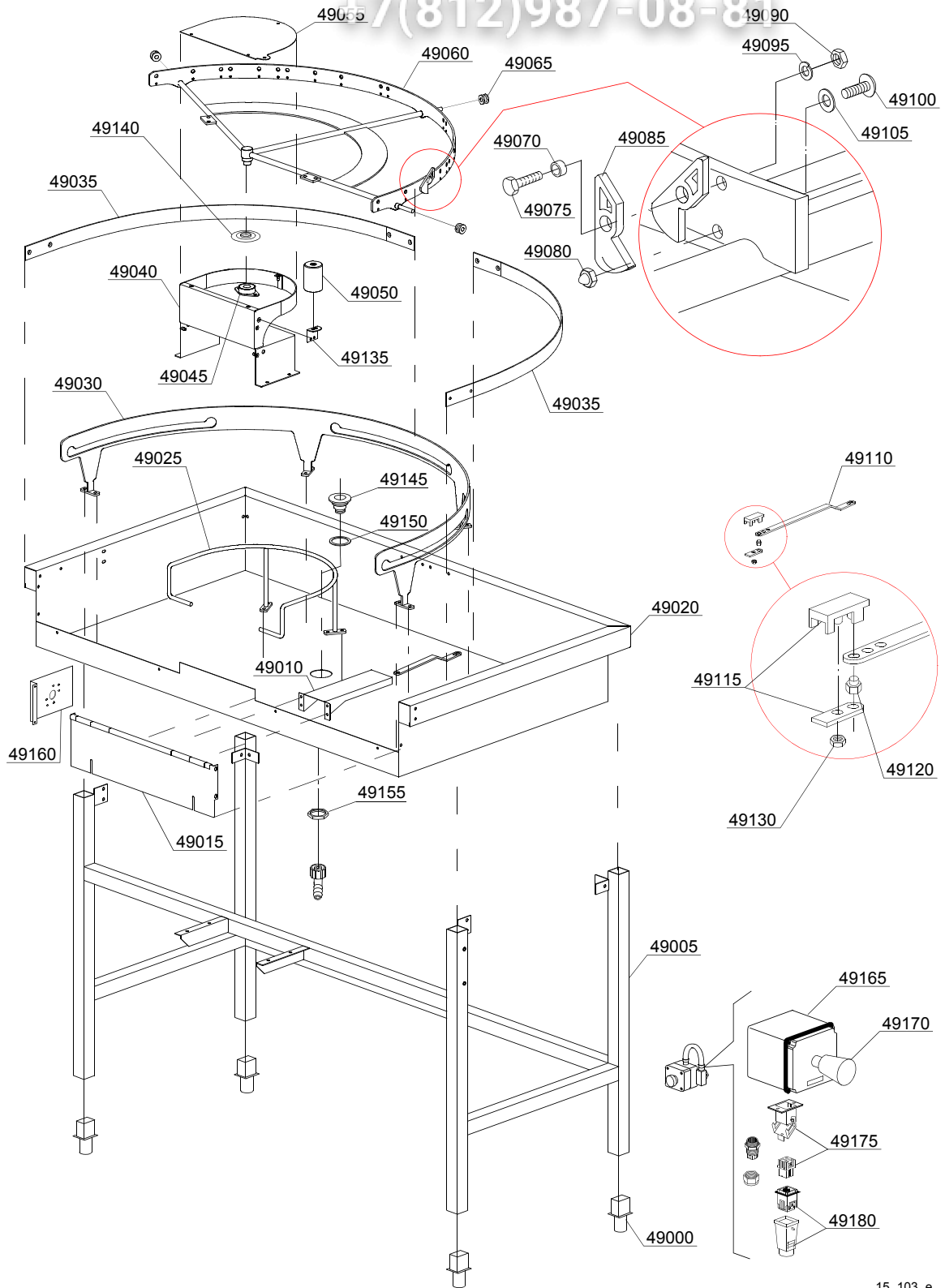


ID	P-code	SN from	SN to	Mod.	Acces	Volt	Description
Module: Mecanized curve 90° - LC 77/2							
48400	3000352		-	em,e,uw			Adjustable food
48405	3000260		-	em,e,uw			Flange
48410	3004161		-	em,e,uw			Protection disk
48415	3063006		-	em,e,uw			Center transport
48420	3063002		-	em,e,uw			Inside support basket
48425	3063003		-	em,e,uw			External support basket
48430	3063005		-	em,e,uw			Center support guide assembly
48435	3003060		-	em,e,uw			11,7x10x6 Bush
48440	11128		-	em,e,uw			M10x25 inox screw
48445	11707		-	em,e,uw			M5 inox nut
48450	3063009		-	em,e,uw			Inox Clip
48455	11609		-	em,e,uw			M8 inox washer
48460	11719		-	em,e,uw			M10 inox nut
48465	11197		-	em,e,uw			M5x10 inox screw
48470	11608		-	em,e,uw			M5 inox washer
48475	3063008		-	em,e,uw			Axis machine coupling
48480	3063007		-	em,e,uw			Wheel
48490	3063010		-	em,e,uw			Axle machine coupling lock nut
48495	3063004		-	em,e,uw			Machine connectin rod
48500	3063001		-	em,e,uw			Mecanized curve chassis
48505	3063000		-	em,e,uw			Mecanized curve base
48510	391080		-	em,e,uw			Metal flap for air circulation
48515	10600206		-	em,e,uw			Teflon ogive
48520	3003024		-	em,e,uw			Teflon washer

em=ELECTROMECHANICAL SWITCHES, e=ELECTRONICAL SWITCHES, uw=LOWER AND UPPER WASHER
25=25

hr=HEAT RECOVERY - TR98, hp=HEAT PUMP - TR99, sc9=STEAM CONDENSER - LC 91, csa=CONVEYOR SPEED ADJUSTING - LC 101, 972=90°MOTORIZED CHAIN CONVEYOR - LC 97/2, 973=180°MOTORIZED CHAIN CONVEYOR - LC 97/3, 974=DRYER WITH 90° MOTORIZED CHAIN CONVEYOR - LC 97/4, 975=DRYER WITH 180° MOTORIZED CHAIN CONVEYOR - LC 97/5, d9=DRYER - LC 90, d92=DRYER - LC 90/2, d929=DRYER - LC 90/900, cw=ADDITIONAL BOILER FOR COLD WATER SUPPLY, dvgw=DVGW VALVE SYSTEM, des=DETERGENT ECONOMIZER SYSTEM, szc9=SPLASH ZONE WITH CILINDER - LC 94, ti=TANK INSULATION, ds=DOUBLE SKIN, bp=BOOSTER PUMP, sdn3=DISPENSER SYSTEM SDN-3, 98=ANGLE LOADING TABLE - LC 98

A=3/N/PE~380-400V 50-60Hz, D=3/PE~200-210V 50-60Hz, F=2/PE~220-240V 50-60Hz, G=3/N/PE~415V 50-60Hz, H=3/PE~220-230V 50-60Hz, K=3/PE~380-400V 50-60Hz, L=3/PE~415V 50-60Hz, M=3/PE~440V 60Hz, P=1/N/PE~220-230V 50-60Hz, R=2/PE~220-240V 50-60Hz, U=1/N/PE~240V 50-60Hz, V=3/PE~240V 50-60Hz, W=1/N/PE~100-110V 50-60Hz



ID	P-code	SN from	SN to	Mod.	Acces.	Volt	Description
Module: Mecanized curve 180° - LC 77/3							
49000	3000252		-	em,e,uw			Adjustable food
49005	3003133		-	em,e,uw			Chassis
49010	3009717		-	em,e,uw			Guard
49015	3009718		-	em,e,uw			Side panel to hook the machine
49020	3009714		-	em,e,uw			Tank
49025	3063011		-	em,e,uw			Basket side round assembly
49030	3063013		-	em,e,uw			Guide assembly
49035	3063014		-	em,e,uw			External basket slide
49040	3009713		-	em,e,uw			Support with basket slide
49045	3000260		-	em,e,uw			Flange
49050	3000262		-	em,e,uw			Embossed roller
49055	3009715		-	em,e,uw			Cover for the support with basket slide
49060	3063012		-	em,e,uw			Central assembly
49065	3063007		-	em,e,uw			External wheel
49070	3003025		-	em,e,uw			11,7x10x6 Bush
49075	11109		-	em,e,uw			M10x25 inox screw
49080	11707		-	em,e,uw			M5 inox nut
49085	3063009		-	em,e,uw			Inox Clip
49090	11179		-	em,e,uw			M10 inox nut
49095	11609		-	em,e,uw			M8 inox washer
49100	11197		-	em,e,uw			M5x10 TCB inox screw
49105	11608		-	em,e,uw			M5 inox washer
49110	3063015		-	em,e,uw			Machine connectin rod
49115	3063008		-	em,e,uw			Axis machine coupling
49120	3063010		-	em,e,uw			Axle machine coupling lock nut
49130	11718		-	em,e,uw			M8 inox nut
49135	3009716		-	em,e,uw			Stiffening square
49140	3004161		-	em,e,uw			Protection disk

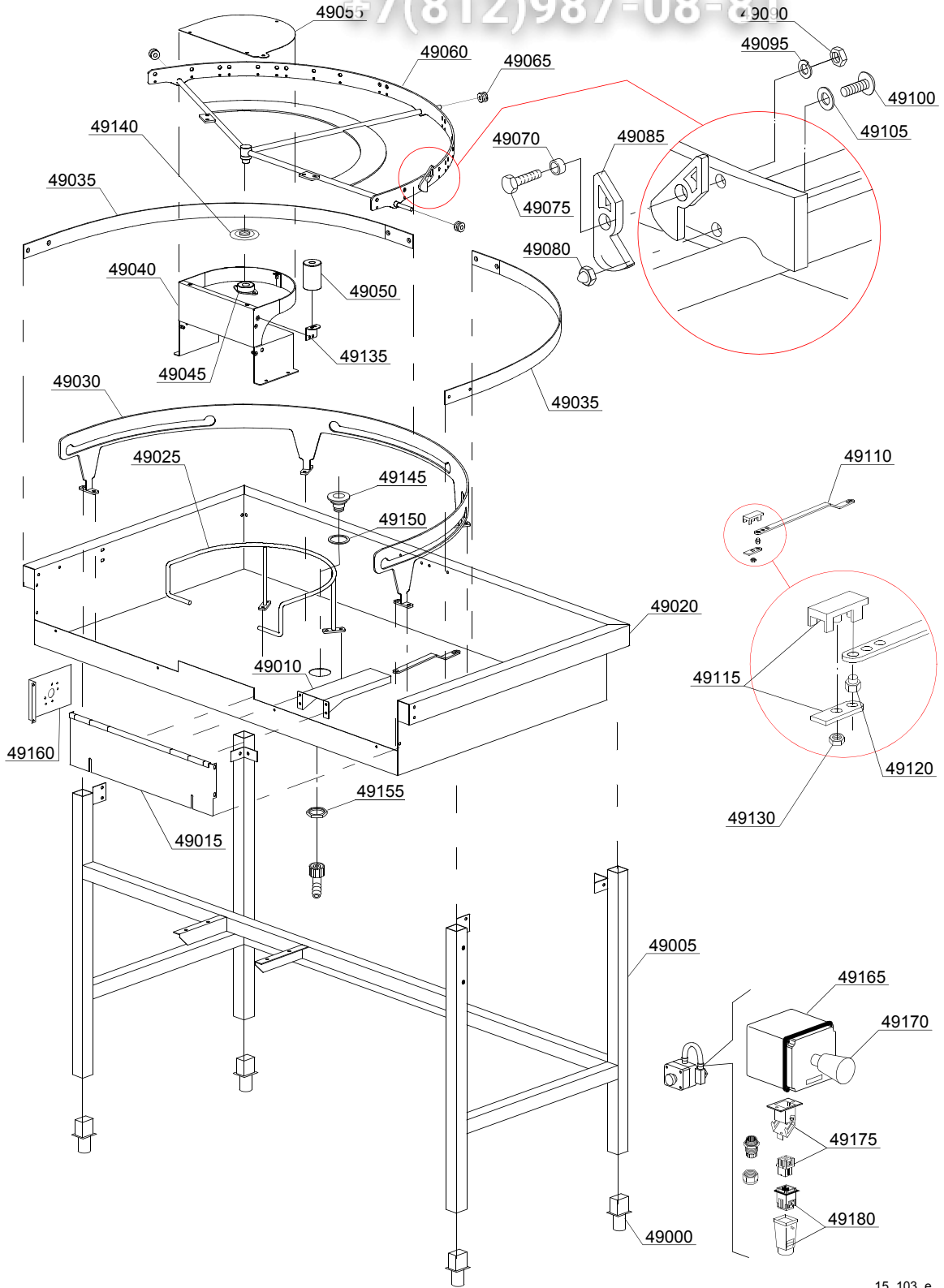
em=ELECTROMECHANICAL SWITCHES, e=ELECTRONICAL SWITCHES, uw=LOWER AND UPPER WASHER
25=25

hr=HEAT RECOVERY - TR98, hp=HEAT PUMP - TR99, sc9=STEAM CONDENSER - LC 91, csa=CONVEYOR SPEED ADJUSTING - LC 101, 972=90°MOTORIZED CHAIN CONVEYOR - LC 97/2, 973=180°MOTORIZED CHAIN CONVEYOR - LC 97/3, 974=DRYER WITH 90° MOTORIZED CHAIN CONVEYOR - LC 97/4, 975=DRYER WITH 180° MOTORIZED CHAIN CONVEYOR - LC 97/5, d9=DRYER - LC 90, d92=DRYER - LC 90/2, d929=DRYER - LC 90/900, cw=ADDITIONAL BOILER FOR COLD WATER SUPPLY, dvgw=DVGW VALVE SYSTEM, des=DETERGENT ECONOMIZER SYSTEM, szc9=SPLASH ZONE WITH CILINDER - LC 94, ti=TANK INSULATION, ds=DOUBLE SKIN, bp=BOOSTER PUMP, sdn3=DISPENSER SYSTEM SDN-3, 98=ANGLE LOADING TABLE - LC 98

A=3/N/PE~380-400V 50-60Hz, D=3/PE~200-210V 50-60Hz, F=2/PE~220-240V 50-60Hz, G=3/N/PE~415V 50-60Hz, H=3/PE~220-230V 50-60Hz, K=3/PE~380-400V 50-60Hz, L=3/PE~415V 50-60Hz, M=3/PE~440V 60Hz, P=1/N/PE~220-230V 50-60Hz, R=2/PE~220-240V 50-60Hz, U=1/N/PE~240V 50-60Hz, V=3/PE~240V 50-60Hz, W=1/N/PE~100-110V 50-60Hz

vsezip.ru

+7(812)987-08-81



15_103_e

ID	P-code	SN from	SN to	Mod.	Acces	Volt	Description
Module:Mecanized curve 180° - LC 77/3							
49145	10200113		-	em,e,uw			Floor drain
49150	10200173/A		-	em,e,uw			75x58x2 gasket
49155	10200114		-	em,e,uw			Drain floor nut
49160	3009393		-	em,e,uw			Teflon washer
49165	3000264		-	em,e,uw			Emergency box
49170	3000263		-	em,e,uw			Emergency switch
49175	3000266		-	em,e,uw			Male connector with support
49180	3000267		-	em,e,uw			Female connector with support

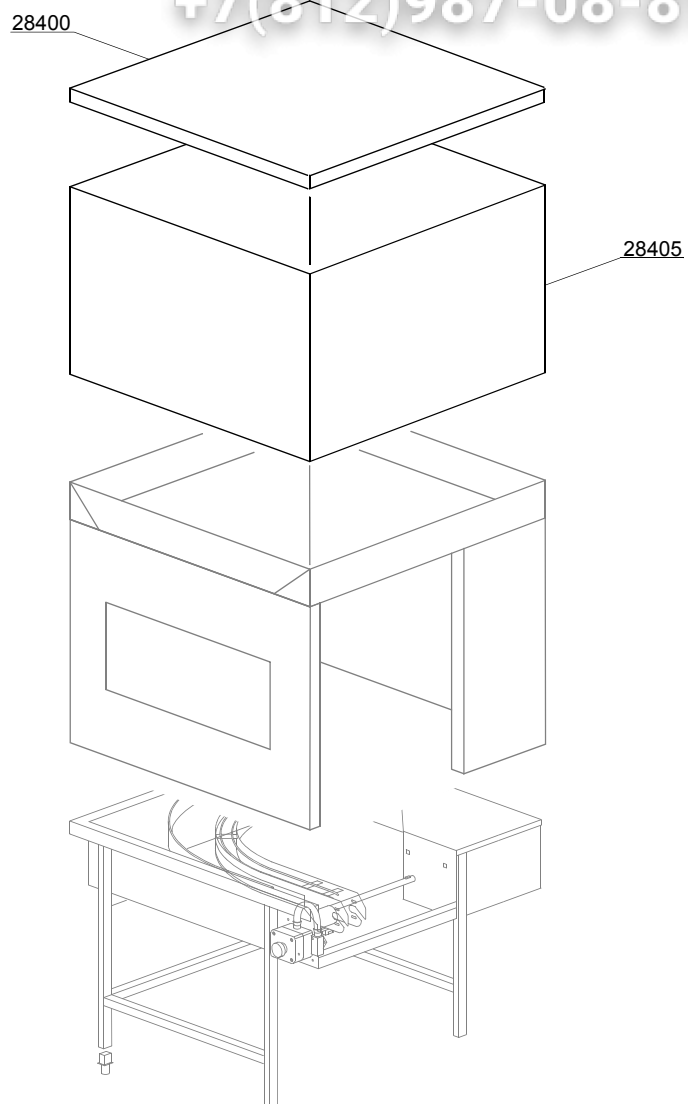
em=ELECTROMECHANICAL SWITCHES, e=ELECTRONICAL SWITCHES, uw=LOWER AND UPPER WASHER
25=25

hr=HEAT RECOVERY - TR98, hp=HEAT PUMP - TR99, sc9=STEAM CONDENSER - LC 91, csa=CONVEYOR SPEED ADJUSTING - LC 101, 972=90°MOTORIZED CHAIN CONVEYOR - LC 97/2, 973=180°MOTORIZED CHAIN CONVEYOR - LC 97/3, 974=DRYER WITH 90° MOTORIZED CHAIN CONVEYOR - LC 97/4, 975=DRYER WITH 180° MOTORIZED CHAIN CONVEYOR - LC 97/5, d9=DRYER - LC 90, d92=DRYER - LC 90/2, d929=DRYER - LC 90/900, cw=ADDITIONAL BOILER FOR COLD WATER SUPPLY, dvgw=DVGW VALVE SYSTEM, des=DETERGENT ECONOMIZER SYSTEM, szc9=SPLASH ZONE WITH CILINDER - LC 94, ti=TANK INSULATION, ds=DOUBLE SKIN, bp=BOOSTER PUMP, sdn3=DISPENSER SYSTEM SDN-3, 98=ANGLE LOADING TABLE - LC 98

A=3/N/PE~380-400V 50-60Hz, D=3/PE~200-210V 50-60Hz, F=2/PE~220-240V 50-60Hz, G=3/N/PE~415V 50-60Hz, H=3/PE~220-230V 50-60Hz, K=3/PE~380-400V 50-60Hz, L=3/PE~415V 50-60Hz, M=3/PE~440V 60Hz, P=1/N/PE~220-230V 50-60Hz, R=2/PE~220-240V 50-60Hz, U=1/N/PE~240V 50-60Hz, V=3/PE~240V 50-60Hz, W=1/N/PE~100-110V 50-60Hz

vsezip.ru

+7(812)987-08-81



15_101_e

ID	P-code	SN from	SN to	Mod.	Acces	Volt	Description
Module: Dryer motorized curve 90° - LC 97/4							
28400	3009326		-	em,e,uw			Cover panel
28405	3009511		-	em,e,uw			Carter

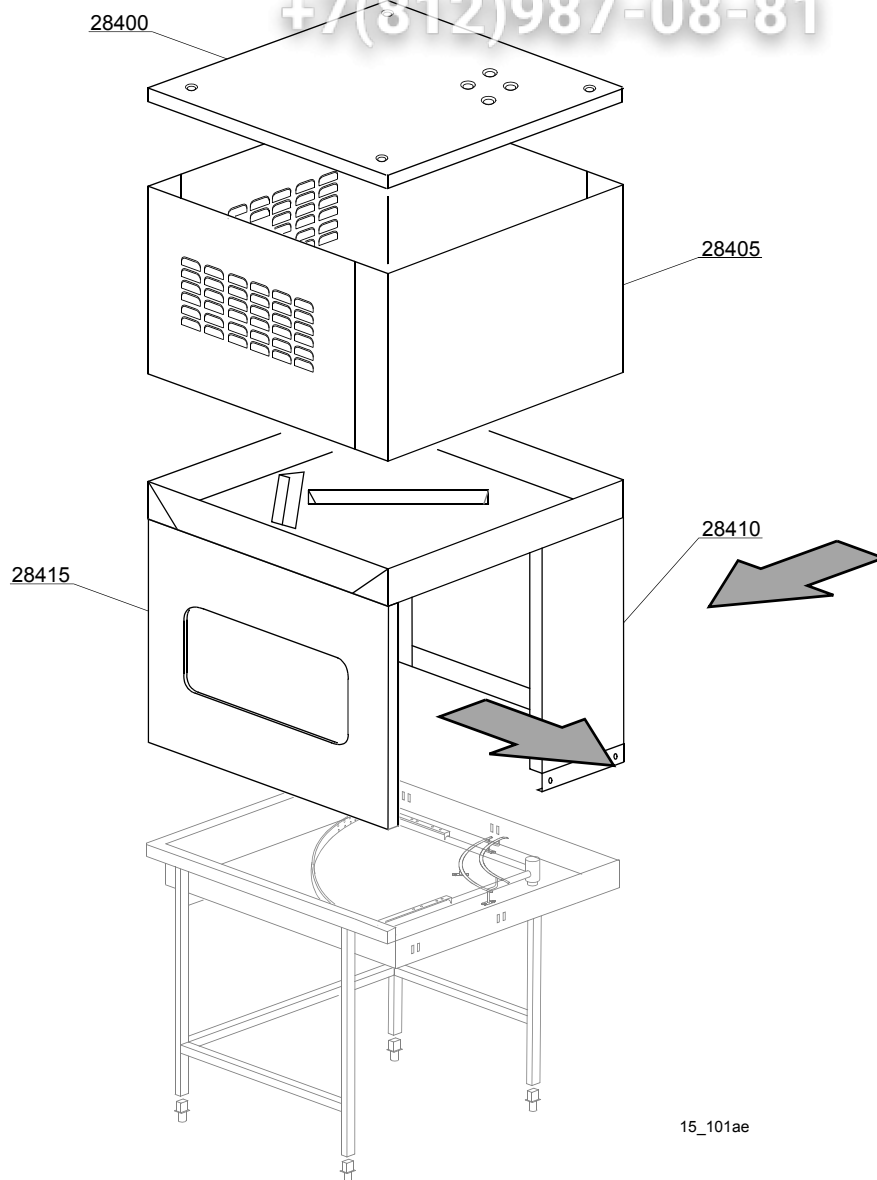
em=ELECTROMECHANICAL SWITCHES, e=ELECTRONICAL SWITCHES, uw=LOWER AND UPPER WASHER
25=25

hr=HEAT RECOVERY - TR98, hp=HEAT PUMP - TR99, sc9=STEAM CONDENSER - LC 91, csa=CONVEYOR SPEED
ADJUSTING - LC 101, 972=90°MOTORIZED CHAIN CONVEYOR - LC 97/2, 973=180°MOTORIZED CHAIN CON-
VEYOR - LC 97/3, 974=DRYER WITH 90° MOTORIZED CHAIN CONVEYOR - LC 97/4, 975=DRYER WITH 180° MO-
TORIZED CHAIN CONVEYOR - LC 97/5, d9=DRYER - LC 90, d92=DRYER - LC 90/2, d929=DRYER - LC 90/900,
cw=ADDITIONAL BOILER FOR COLD WATER SUPPLY, dvgw=DVGW VALVE SYSTEM, des=DETERGENT ECON-
OMIZER SYSTEM, szc9=SPLASH ZONE WITH CILINDER - LC 94, ti=TANK INSULATION, ds=DOUBLE SKIN,
bp=BOOSTER PUMP, sdn3=DISPENSER SYSTEM SDN-3, 98=ANGLE LOADING TABLE - LC 98

A=3/N/PE~380-400V 50-60Hz, D=3/PE~200-210V 50-60Hz, F=2/PE~220-240V 50-60Hz, G=3/N/PE~415V 50-60Hz,
H=3/PE~220-230V 50-60Hz, K=3/PE~380-400V 50-60Hz, L=3/PE~415V 50-60Hz, M=3/PE~440V 60Hz, P=1/N/PE~220-
230V 50-60Hz, R=2/PE~220-240V 50-60Hz, U=1/N/PE~240V 50-60Hz, V=3/PE~240V 50-60Hz, W=1/N/PE~100-110V
50-60Hz

vsezip.ru

+7(812)987-08-81



15_101ae

ID	P-code	SN from	SN to	Mod.	Acces	Volt	Description
Module: Dryer mechanics curve 90° - LC 77/4							
28400	3009710		-	em,e,uw			Cover panel
28405	3009511		-	em,e,uw			Carter
28410	3009709		-	em,e,uw			Dryer column mechanics curve
28415	3009708		-	em,e,uw			Dryer mechanics plating 90°

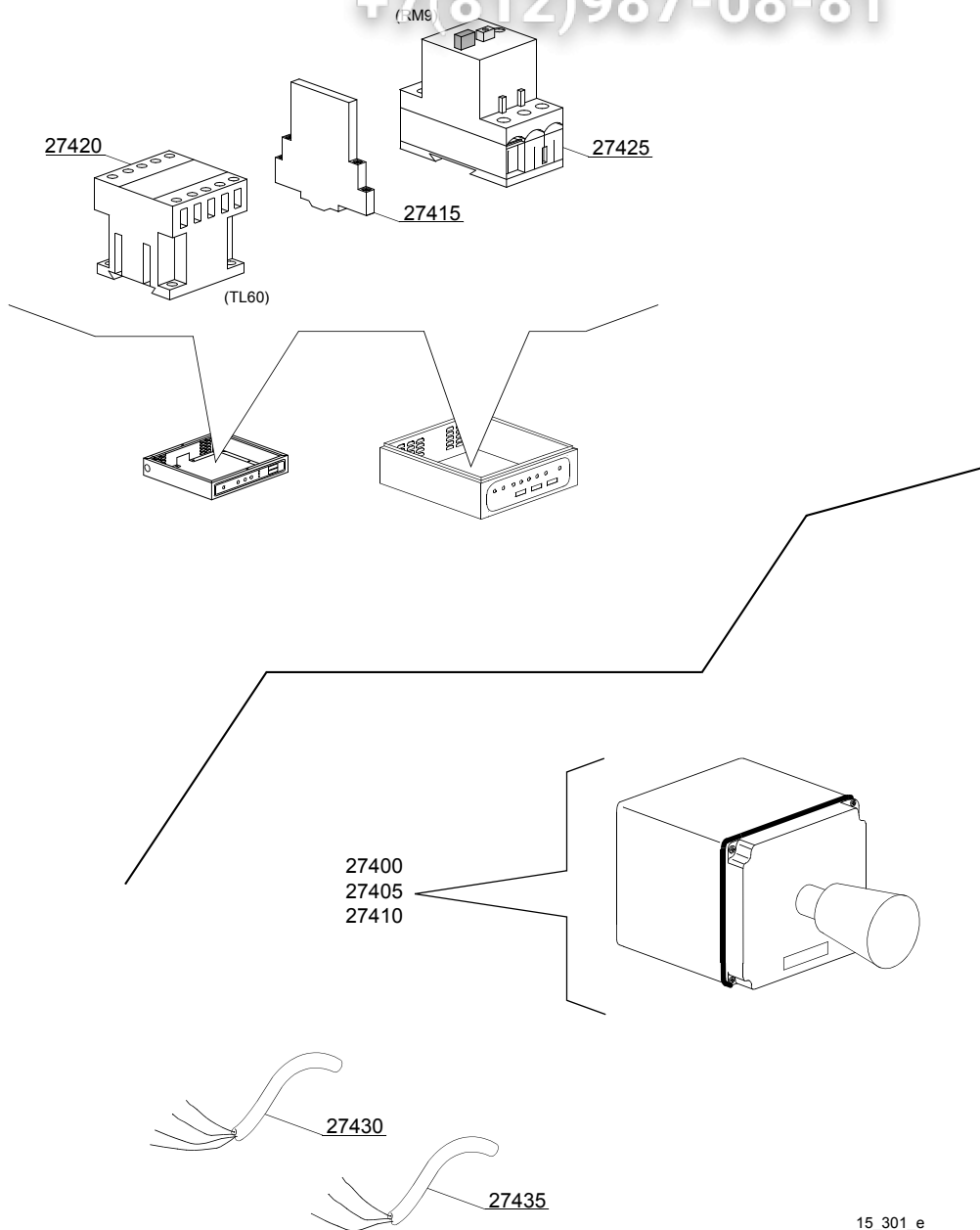
em=ELECTROMECHANICAL SWITCHES, e=ELECTRONICAL SWITCHES, uw=LOWER AND UPPER WASHER
25=25

hr=HEAT RECOVERY - TR98, hp=HEAT PUMP - TR99, sc9=STEAM CONDENSER - LC 91, csa=CONVEYOR SPEED ADJUSTING - LC 101, 972=90°MOTORIZED CHAIN CONVEYOR - LC 97/2, 973=180°MOTORIZED CHAIN CONVEYOR - LC 97/3, 974=DRYER WITH 90° MOTORIZED CHAIN CONVEYOR - LC 97/4, 975=DRYER WITH 180° MOTORIZED CHAIN CONVEYOR - LC 97/5, d9=DRYER - LC 90, d92=DRYER - LC 90/2, d929=DRYER - LC 90/900, cw=ADDITIONAL BOILER FOR COLD WATER SUPPLY, dvgw=DVGW VALVE SYSTEM, des=DETERGENT ECONOMIZER SYSTEM, szc9=SPLASH ZONE WITH CILINDER - LC 94, ti=TANK INSULATION, ds=DOUBLE SKIN, bp=BOOSTER PUMP, sdn3=DISPENSER SYSTEM SDN-3, 98=ANGLE LOADING TABLE - LC 98

A=3/N/PE~380-400V 50-60Hz, D=3/PE~200-210V 50-60Hz, F=2/PE~220-240V 50-60Hz, G=3/N/PE~415V 50-60Hz, H=3/PE~220-230V 50-60Hz, K=3/PE~380-400V 50-60Hz, L=3/PE~415V 50-60Hz, M=3/PE~440V 60Hz, P=1/N/PE~220-230V 50-60Hz, R=2/PE~220-240V 50-60Hz, U=1/N/PE~240V 50-60Hz, V=3/PE~240V 50-60Hz, W=1/N/PE~100-110V 50-60Hz

vsezip.ru

+7(812)987-08-81



15_301_e

ID	P-code	SN from	SN to	Mod	Acces	Volt	Description
Module: Motorized curve 90° - LC 97/2: electric parts							
27400	3000264		-	em,e,uw			Emergency box
27405	3000263		-	em,e,uw			Emergency switch
27410	3002059		-	em,e,uw			1R contact
27415	3006080		-	em,e,uw			Auxiliary contact LMS25
27420	2000370		-	em,e,uw			Contactora MC9
27425	2000389		-	em,e,uw			Motorprotector 0,63 - 1A (vers.400 VaC 3N)
27425	2000390		-	em,e,uw			Motorprotector 1 - 1.6A
27430	3006134		-	em,e,uw			Flame-retardant cable 4x1,5mm
27435	3006136		-	em,e,uw			Flame-retardant cable 3x1mm

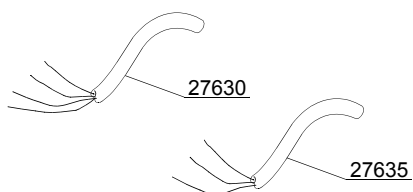
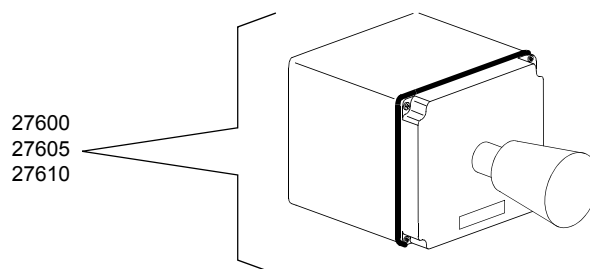
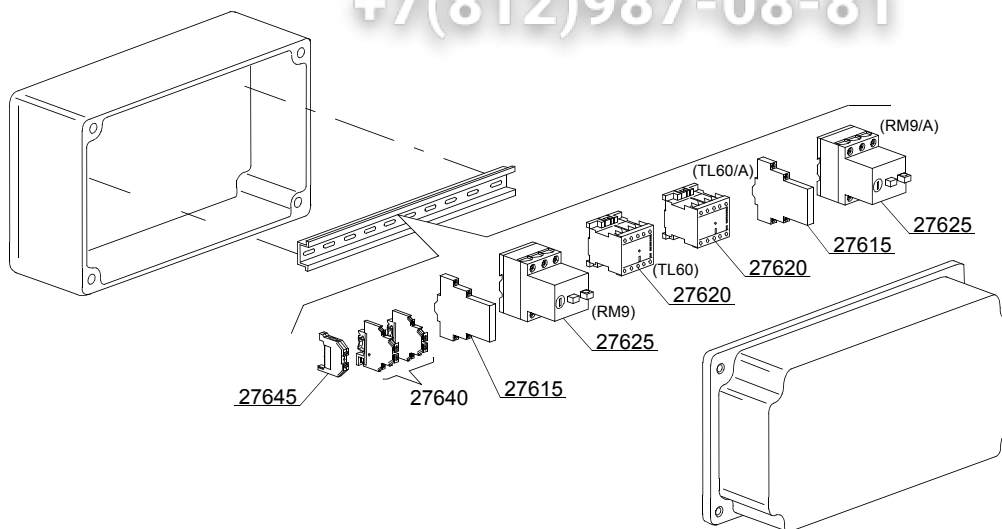
em=ELECTROMECHANICAL SWITCHES, e=ELECTRONICAL SWITCHES, uw=LOWER AND UPPER WASHER
25=25

hr=HEAT RECOVERY - TR98, hp=HEAT PUMP - TR99, sc9=STEAM CONDENSER - LC 91, csa=CONVEYOR SPEED
ADJUSTING - LC 101, 972=90°MOTORIZED CHAIN CONVEYOR - LC 97/2, 973=180°MOTORIZED CHAIN CON-
VEYOR - LC 97/3, 974=DRYER WITH 90° MOTORIZED CHAIN CONVEYOR - LC 97/4, 975=DRYER WITH 180° MO-
TORIZED CHAIN CONVEYOR - LC 97/5, d9=DRYER - LC 90, d92=DRYER - LC 90/2, d929=DRYER - LC 90/900,
cw=ADDITIONAL BOILER FOR COLD WATER SUPPLY, dvgw=DVGW VALVE SYSTEM, des=DETERGENT ECON-
OMIZER SYSTEM, szc9=SPLASH ZONE WITH CILINDER - LC 94, ti=TANK INSULATION, ds=DOUBLE SKIN,
bp=BOOSTER PUMP, sdn3=DISPENSER SYSTEM SDN-3, 98=ANGLE LOADING TABLE - LC 98

A=3/N/PE~380-400V 50-60Hz, D=3/PE~200-210V 50-60Hz, F=2/PE~220-240V 50-60Hz, G=3/N/PE~415V 50-60Hz,
H=3/PE~220-230V 50-60Hz, K=3/PE~380-400V 50-60Hz, L=3/PE~415V 50-60Hz, M=3/PE~440V 60Hz, P=1/N/PE~220-
230V 50-60Hz, R=2/PE~220-240V 50-60Hz, U=1/N/PE~240V 50-60Hz, V=3/PE~240V 50-60Hz, W=1/N/PE~100-110V
50-60Hz

vsezip.ru

+7(812)987-08-81



15_303_e

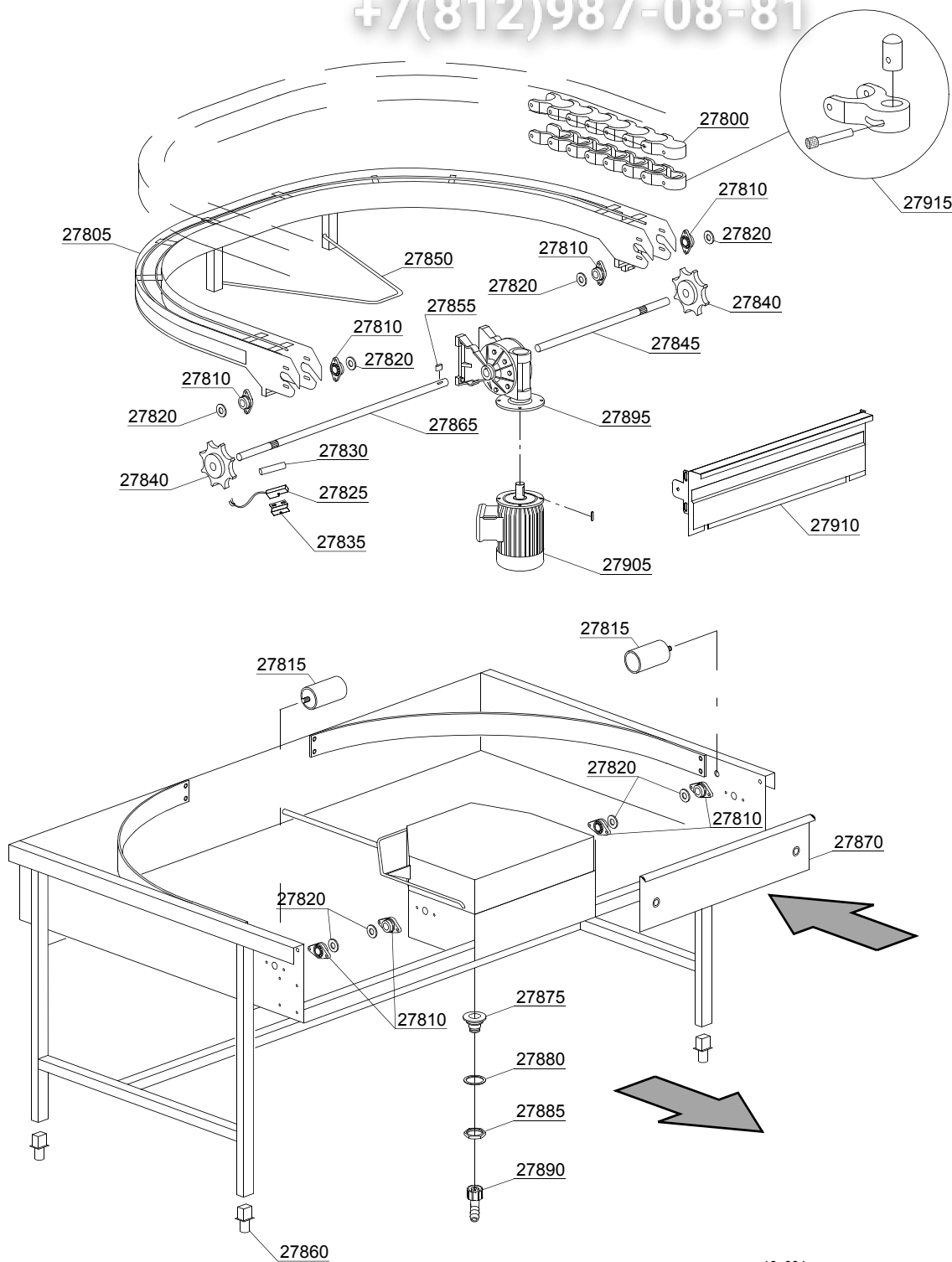
ID	P-code	SN from	SN to	Mod.	Acces	Volt	Description
Module: Motorized curve 90° - LC 97/2: electric parts double speed remote control							
27600	3000264		-	em,e,uw			Emergency box
27605	3000263		-	em,e,uw			Emergency switch
27610	3002059		-	em,e,uw			1R contact
27615	3006080		-	em,e,uw			Auxiliary contact LMS25
27620	2000370		-	em,e,uw			Contactor MC9
27625	2000389		-	em,e,uw			Motorprotector 0,63 - 1A (vers.400 VaC 3N)
27625	2000390		-	em,e,uw			Motorprotector 1 - 1.6A
27630	3006134		-	em,e,uw			Flame-retardant cable 4x1,5mm
27635	3006136		-	em,e,uw			Flame-retardant cable 3x1mm
27640	3006092		-	em,e,uw			Clamp 4mm ²
27645	10300401		-	em,e,uw			Earth clamp 4mm ²

em=ELECTROMECHANICAL SWITCHES, e=ELECTRONICAL SWITCHES, uw=LOWER AND UPPER WASHER
25=25

hr=HEAT RECOVERY - TR98, hp=HEAT PUMP - TR99, sc9=STEAM CONDENSER - LC 91, csa=CONVEYOR SPEED ADJUSTING - LC 101, 972=90°MOTORIZED CHAIN CONVEYOR - LC 97/2, 973=180°MOTORIZED CHAIN CONVEYOR - LC 97/3, 974=DRYER WITH 90° MOTORIZED CHAIN CONVEYOR - LC 97/4, 975=DRYER WITH 180° MOTORIZED CHAIN CONVEYOR - LC 97/5, d9=DRYER - LC 90, d92=DRYER - LC 90/2, d929=DRYER - LC 90/900, cw=ADDITIONAL BOILER FOR COLD WATER SUPPLY, dvgw=DVGW VALVE SYSTEM, des=DETERGENT ECONOMIZER SYSTEM, szc9=SPLASH ZONE WITH CILINDER - LC 94, ti=TANK INSULATION, ds=DOUBLE SKIN, bp=BOOSTER PUMP, sdn3=DISPENSER SYSTEM SDN-3, 98=ANGLE LOADING TABLE - LC 98
A=3/N/PE~380-400V 50-60Hz, D=3/PE~200-210V 50-60Hz, F=2/PE~220-240V 50-60Hz, G=3/N/PE~415V 50-60Hz, H=3/PE~220-230V 50-60Hz, K=3/PE~380-400V 50-60Hz, L=3/PE~415V 50-60Hz, M=3/PE~440V 60Hz, P=1/N/PE~220-230V 50-60Hz, R=2/PE~220-240V 50-60Hz, U=1/N/PE~240V 50-60Hz, V=3/PE~240V 50-60Hz, W=1/N/PE~100-110V 50-60Hz

vsezip.ru

+7(812)987-08-81



16_001_e

ID	P-code	SN from	SN to	Mod.	Acces.	Volt	Description
Module: Motorized curve 180° - LC 97/3							
27800	3000259		-	em,e,uw			Chain for roller
27805	3003056		-	em,e,uw			Kit guide for chain
27810	3000260		-	em,e,uw			Flange for chain
27815	3000262		-	em,e,uw			Ø50x80 embossment roller
27820	3003048		-	em,e,uw			Spacer for bearings
27825	3003112		-	em,e,uw			Door microswitch
27830	80232		-	em,e,uw			Magnet for reed
27835	3009112		-	em,e,uw			Holder for reed micro door
27840	3000261		-	em,e,uw			8 teeth pinion
27845	3003051		-	em,e,uw			Neutral shaft for chain
27850	3003053		-	em,e,uw			Lifting arm for chain guide
27855	2001045		-	em,e,uw			6x6x25 machine key
27860	3000252		-	em,e,uw			Adjustable food
27865	3003047		-	em,e,uw			Shaft for chain rotation
27870	3009609		-	em,e,uw			Protection panel
27875	10200113		-	em,e,uw			Floor drain
27880	10200173		-	em,e,uw			75x58x2 gasket
27885	10200114		-	em,e,uw			Drain floor nut
27890	15613		-	em,e,uw			1" 1/4x30 nylon elbow
27895	3000255		-	em,e,uw			Gear right 1:70
27895	3000254		-	em,e,uw			Gear right 1:100
27895	3000250		-	em,e,uw			Gear left 1:70
27905	3000102		-	em,e,uw		A	Conveyor motor - 8P 230/400V 50HZ
27905	3000107		-	em,e,uw		A	Conveyor motor - 6/8P 400V 50HZ - reduced
27905	3000108		-	em,e,uw			Conveyor motor - 6/8P 230V 50HZ - reduced
27905	3000110		-	em,e,uw		A	Conveyor motor - 6/8P 400/415V 50HZ
27905	3000109		-	em,e,uw			Conveyor motor - 6/8P 230V 50HZ
27905	3000251		-	em,e,uw		A	Conveyor motor - 0,18HP - LC97

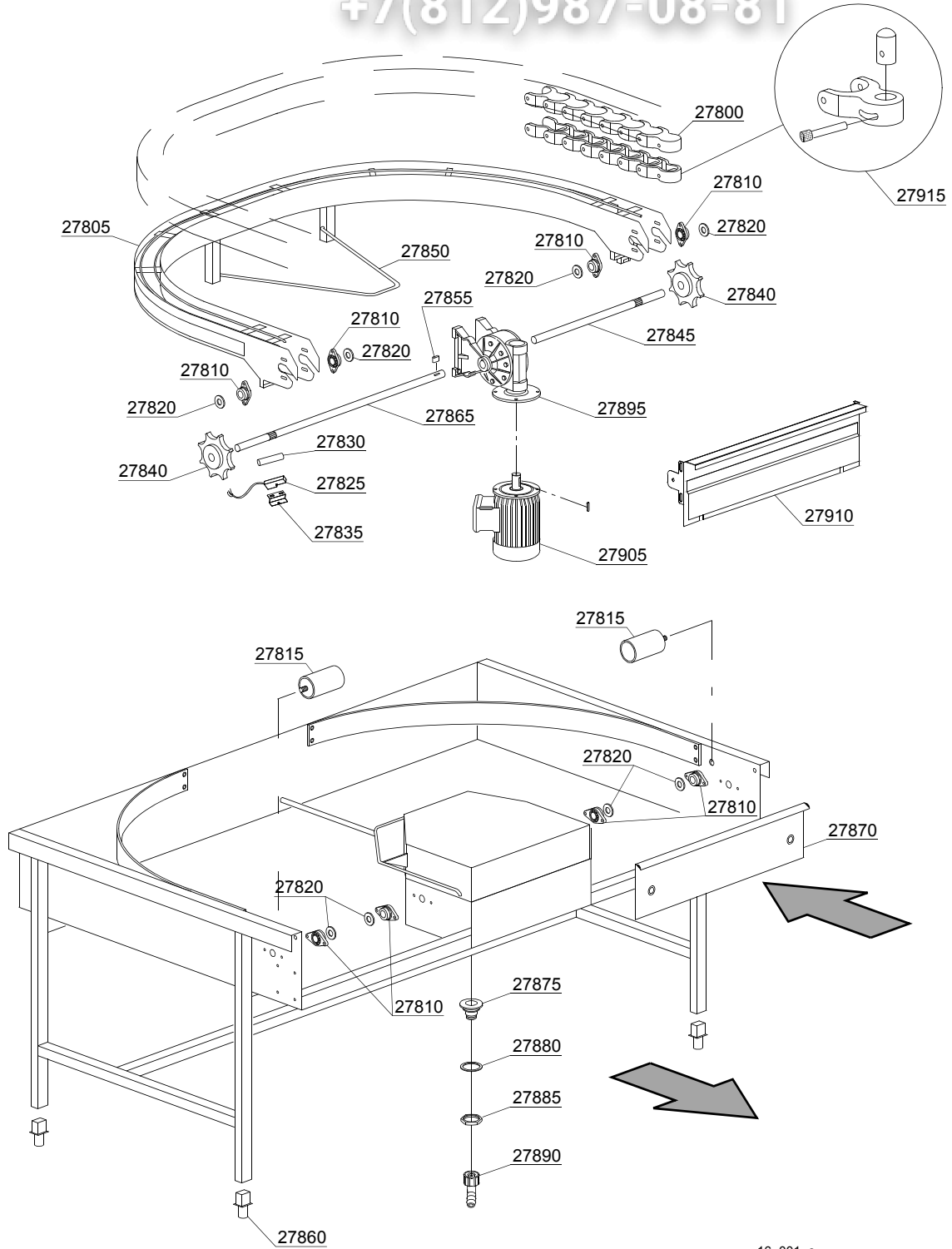
em=ELECTROMECHANICAL SWITCHES, e=ELECTRONICAL SWITCHES, uw=LOWER AND UPPER WASHER
25=25

hr=HEAT RECOVERY - TR98, hp=HEAT PUMP - TR99, sc9=STEAM CONDENSER - LC 91, csa=CONVEYOR SPEED
ADJUSTING - LC 101, 972=90°MOTORIZED CHAIN CONVEYOR - LC 97/2, 973=180°MOTORIZED CHAIN CON-
VEYOR - LC 97/3, 974=DRYER WITH 90° MOTORIZED CHAIN CONVEYOR - LC 97/4, 975=DRYER WITH 180° MO-
TORIZED CHAIN CONVEYOR - LC 97/5, d9=DRYER - LC 90, d92=DRYER - LC 90/2, d929=DRYER - LC 90/900,
cw=ADDITIONAL BOILER FOR COLD WATER SUPPLY, dvgw=DVGW VALVE SYSTEM, des=DETERGENT ECON-
OMIZER SYSTEM, szc9=SPLASH ZONE WITH CILINDER - LC 94, ti=TANK INSULATION, ds=DOUBLE SKIN,
bp=BOOSTER PUMP, sdn3=DISPENSER SYSTEM SDN-3, 98=ANGLE LOADING TABLE - LC 98

A=3/N/PE~380-400V 50-60Hz, D=3/PE~200-210V 50-60Hz, F=2/PE~220-240V 50-60Hz, G=3/N/PE~415V 50-60Hz,
H=3/PE~220-230V 50-60Hz, K=3/PE~380-400V 50-60Hz, L=3/PE~415V 50-60Hz, M=3/PE~440V 60Hz, P=1/N/PE~220-
230V 50-60Hz, R=2/PE~220-240V 50-60Hz, U=1/N/PE~240V 50-60Hz, V=3/PE~240V 50-60Hz, W=1/N/PE~100-110V
50-60Hz

vsezip.ru

+7(812)987-08-81



16_001_e

vsezip.ru

ID	P-code	SN from	SN to	Mod.	Acces	Volt	Description
Module: Motorized curve 180° - LC 97/3							
27915	3000270		-	em,e,uw			Rack-push+Support+Pivot

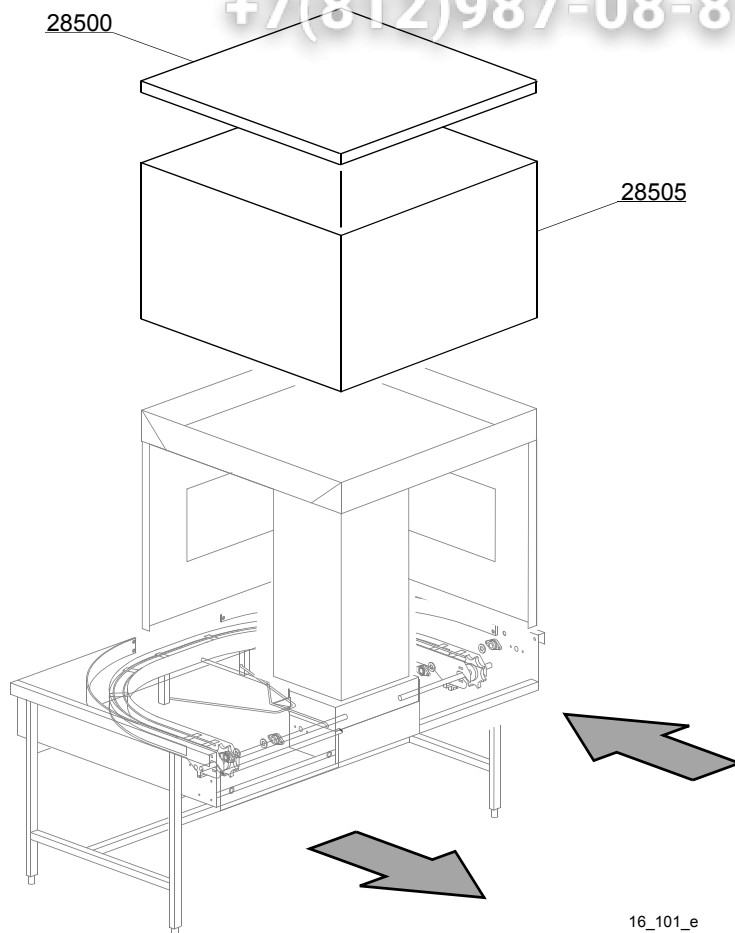
em=ELECTROMECHANICAL SWITCHES, e=ELECTRONICAL SWITCHES, uw=LOWER AND UPPER WASHER
25=25

hr=HEAT RECOVERY - TR98, hp=HEAT PUMP - TR99, sc9=STEAM CONDENSER - LC 91, csa=CONVEYOR SPEED
ADJUSTING - LC 101, 972=90°MOTORIZED CHAIN CONVEYOR - LC 97/2, 973=180°MOTORIZED CHAIN CON-
VEYOR - LC 97/3, 974=DRYER WITH 90° MOTORIZED CHAIN CONVEYOR - LC 97/4, 975=DRYER WITH 180° MO-
TORIZED CHAIN CONVEYOR - LC 97/5, d9=DRYER - LC 90, d92=DRYER - LC 90/2, d929=DRYER - LC 90/900,
cw=ADDITIONAL BOILER FOR COLD WATER SUPPLY, dvgw=DVGW VALVE SYSTEM, des=DETERGENT ECON-
OMIZER SYSTEM, szc9=SPLASH ZONE WITH CILINDER - LC 94, ti=TANK INSULATION, ds=DOUBLE SKIN,
bp=BOOSTER PUMP, sdn3=DISPENSER SYSTEM SDN-3, 98=ANGLE LOADING TABLE - LC 98

A=3/N/PE~380-400V 50-60Hz, D=3/PE~200-210V 50-60Hz, F=2/PE~220-240V 50-60Hz, G=3/N/PE~415V 50-60Hz,
H=3/PE~220-230V 50-60Hz, K=3/PE~380-400V 50-60Hz, L=3/PE~415V 50-60Hz, M=3/PE~440V 60Hz, P=1/N/PE~220-
230V 50-60Hz, R=2/PE~220-240V 50-60Hz, U=1/N/PE~240V 50-60Hz, V=3/PE~240V 50-60Hz, W=1/N/PE~100-110V
50-60Hz

vsezip.ru

+7(812)987-08-81



16_101_e

ID	P-code	SN from	SN to	Mod.	Acces.	Volt	Description
Module: Dryer motorized curve 180° - LC 97/5							
28500	3009326		-	em,e,uw			Cover panel
28505	3009511		-	em,e,uw			Carter

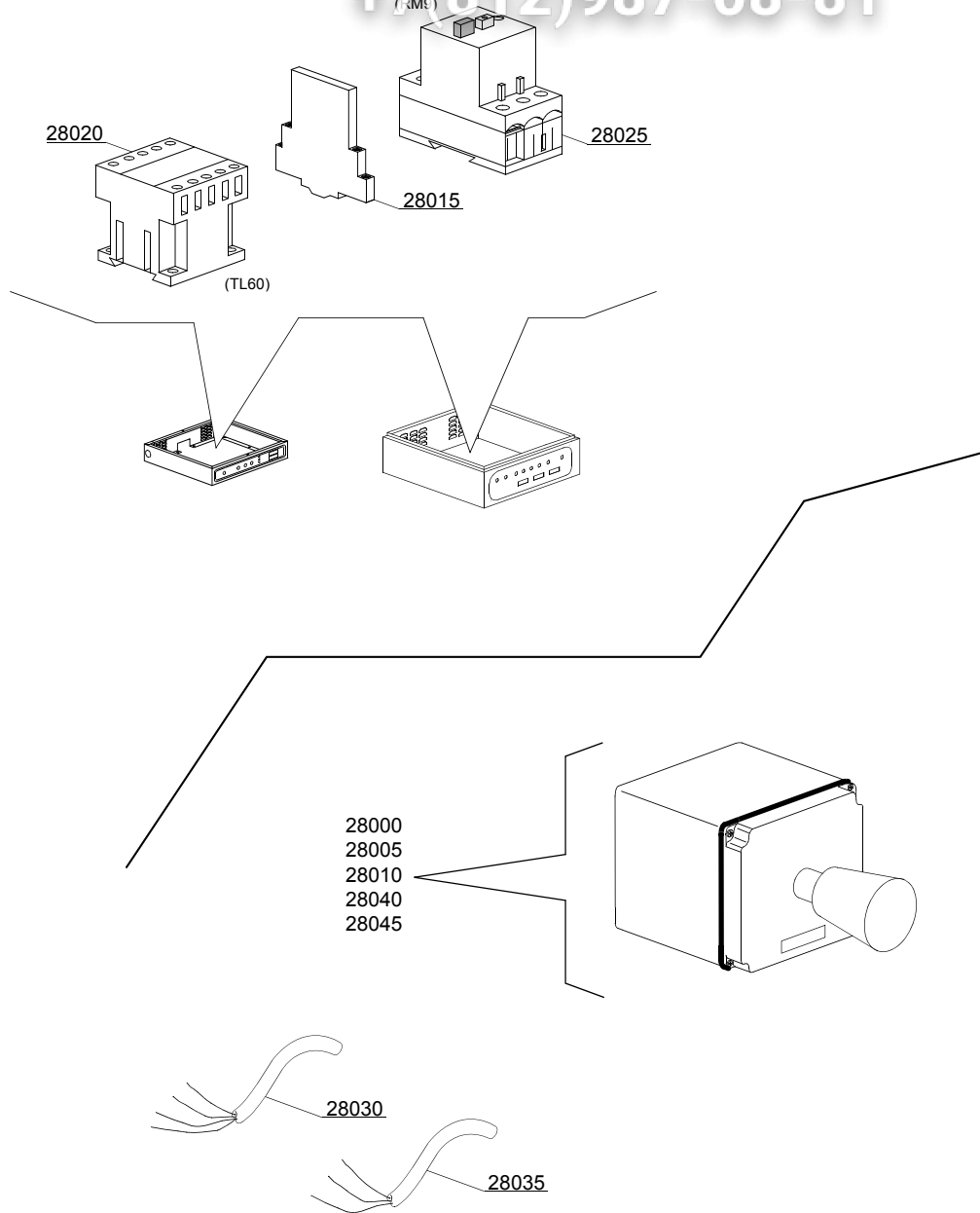
em=ELECTROMECHANICAL SWITCHES, e=ELECTRONICAL SWITCHES, uw=LOWER AND UPPER WASHER
25=25

hr=HEAT RECOVERY - TR98, hp=HEAT PUMP - TR99, sc9=STEAM CONDENSER - LC 91, csa=CONVEYOR SPEED
ADJUSTING - LC 101, 972=90°MOTORIZED CHAIN CONVEYOR - LC 97/2, 973=180°MOTORIZED CHAIN CON-
VEYOR - LC 97/3, 974=DRYER WITH 90° MOTORIZED CHAIN CONVEYOR - LC 97/4, 975=DRYER WITH 180° MO-
TORIZED CHAIN CONVEYOR - LC 97/5, d9=DRYER - LC 90, d92=DRYER - LC 90/2, d929=DRYER - LC 90/900,
cw=ADDITIONAL BOILER FOR COLD WATER SUPPLY, dvgw=DVGW VALVE SYSTEM, des=DETERGENT ECON-
OMIZER SYSTEM, szc9=SPLASH ZONE WITH CILINDER - LC 94, ti=TANK INSULATION, ds=DOUBLE SKIN,
bp=BOOSTER PUMP, sdn3=DISPENSER SYSTEM SDN-3, 98=ANGLE LOADING TABLE - LC 98

A=3/N/PE~380-400V 50-60Hz, D=3/PE~200-210V 50-60Hz, F=2/PE~220-240V 50-60Hz, G=3/N/PE~415V 50-60Hz,
H=3/PE~220-230V 50-60Hz, K=3/PE~380-400V 50-60Hz, L=3/PE~415V 50-60Hz, M=3/PE~440V 60Hz, P=1/N/PE~220-
230V 50-60Hz, R=2/PE~220-240V 50-60Hz, U=1/N/PE~240V 50-60Hz, V=3/PE~240V 50-60Hz, W=1/N/PE~100-110V
50-60Hz

vsezip.ru

+7(812)987-08-81



16_301_e

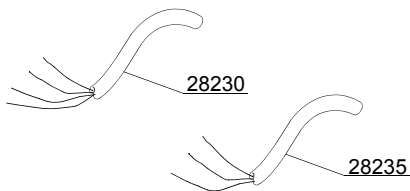
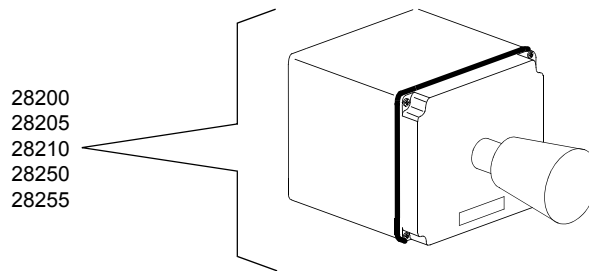
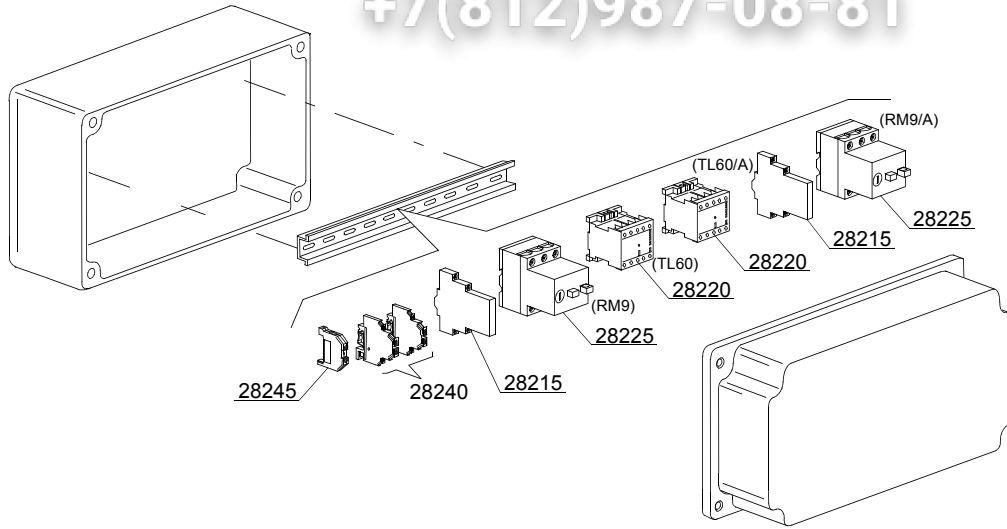
ID	P-code	SN from	SN to	Mod.	Acces.	Volt	Description
Module: Motorized curve 180° - LC 97/3: electric parts							
28000	3000264		-	em,e,uw			Emergency box
28005	3000263		-	em,e,uw			Emergency switch
28010	3002059		-	em,e,uw			1R contact
28015	3006080		-	em,e,uw			Auxiliary contact LMS25
28020	2000370		-	em,e,uw			Contactora MC9
28025	2000390		-	em,e,uw			Motorprotector 1 - 1.6A
28025	2000389		-	em,e,uw			Motorprotector 0,63 - 1A (vers.400 VaC 3N)
28030	3006134		-	em,e,uw			Flame-retardant cable 4x1,5mm
28035	3006136		-	em,e,uw			Flame-retardant cable 3x1mm
28040	3000266		-	em,e,uw			Male connector with support
28045	3000267		-	em,e,uw			Female connector with support

em=ELECTROMECHANICAL SWITCHES, e=ELECTRONICAL SWITCHES, uw=LOWER AND UPPER WASHER
25=25

hr=HEAT RECOVERY - TR98, hp=HEAT PUMP - TR99, sc9=STEAM CONDENSER - LC 91, csa=CONVEYOR SPEED ADJUSTING - LC 101, 972=90°MOTORIZED CHAIN CONVEYOR - LC 97/2, 973=180°MOTORIZED CHAIN CONVEYOR - LC 97/3, 974=DRYER WITH 90° MOTORIZED CHAIN CONVEYOR - LC 97/4, 975=DRYER WITH 180° MOTORIZED CHAIN CONVEYOR - LC 97/5, d9=DRYER - LC 90, d92=DRYER - LC 90/2, d929=DRYER - LC 90/900, cw=ADDITIONAL BOILER FOR COLD WATER SUPPLY, dvgw=DVGW VALVE SYSTEM, des=DETERGENT ECONOMIZER SYSTEM, szc9=SPLASH ZONE WITH CILINDER - LC 94, ti=TANK INSULATION, ds=DOUBLE SKIN, bp=BOOSTER PUMP, sdn3=DISPENSER SYSTEM SDN-3, 98=ANGLE LOADING TABLE - LC 98
A=3/N/PE~380-400V 50-60Hz, D=3/PE~200-210V 50-60Hz, F=2/PE~220-240V 50-60Hz, G=3/N/PE~415V 50-60Hz, H=3/PE~220-230V 50-60Hz, K=3/PE~380-400V 50-60Hz, L=3/PE~415V 50-60Hz, M=3/PE~440V 60Hz, P=1/N/PE~220-230V 50-60Hz, R=2/PE~220-240V 50-60Hz, U=1/N/PE~240V 50-60Hz, V=3/PE~240V 50-60Hz, W=1/N/PE~100-110V 50-60Hz

vsezip.ru

+7(812)987-08-81



16_303_e

ID	P-code	SN from	SN to	Mod	Acces	Volt	Description
Module: Motorized curve 180° - LC 97/3: electric parts double speed - remote control							
28200	3000264		-	em,e,uw			Emergency box
28205	3000263		-	em,e,uw			Emergency switch
28210	3002059		-	em,e,uw			1R contact
28215	3006080		-	em,e,uw			Auxiliary contact LMS25
28220	2000370		-	em,e,uw			Contactora MC9
28225	2000390		-	em,e,uw			Motorprotector 1 - 1.6A
28225	2000389		-	em,e,uw			Motorprotector 0,63 - 1A (vers.400 VaC 3N)
28230	3006134		-	em,e,uw			Flame-retardant cable 4x1,5mm
28235	3006136		-	em,e,uw			Flame-retardant cable 3x1mm
28240	3006092		-	em,e,uw			Clamp 4mm ²
28245	10300401		-	em,e,uw			Earth clamp 4mm ²
28250	3000266		-	em,e,uw			Male connector with support
28255	3000267		-	em,e,uw			Female connector with support

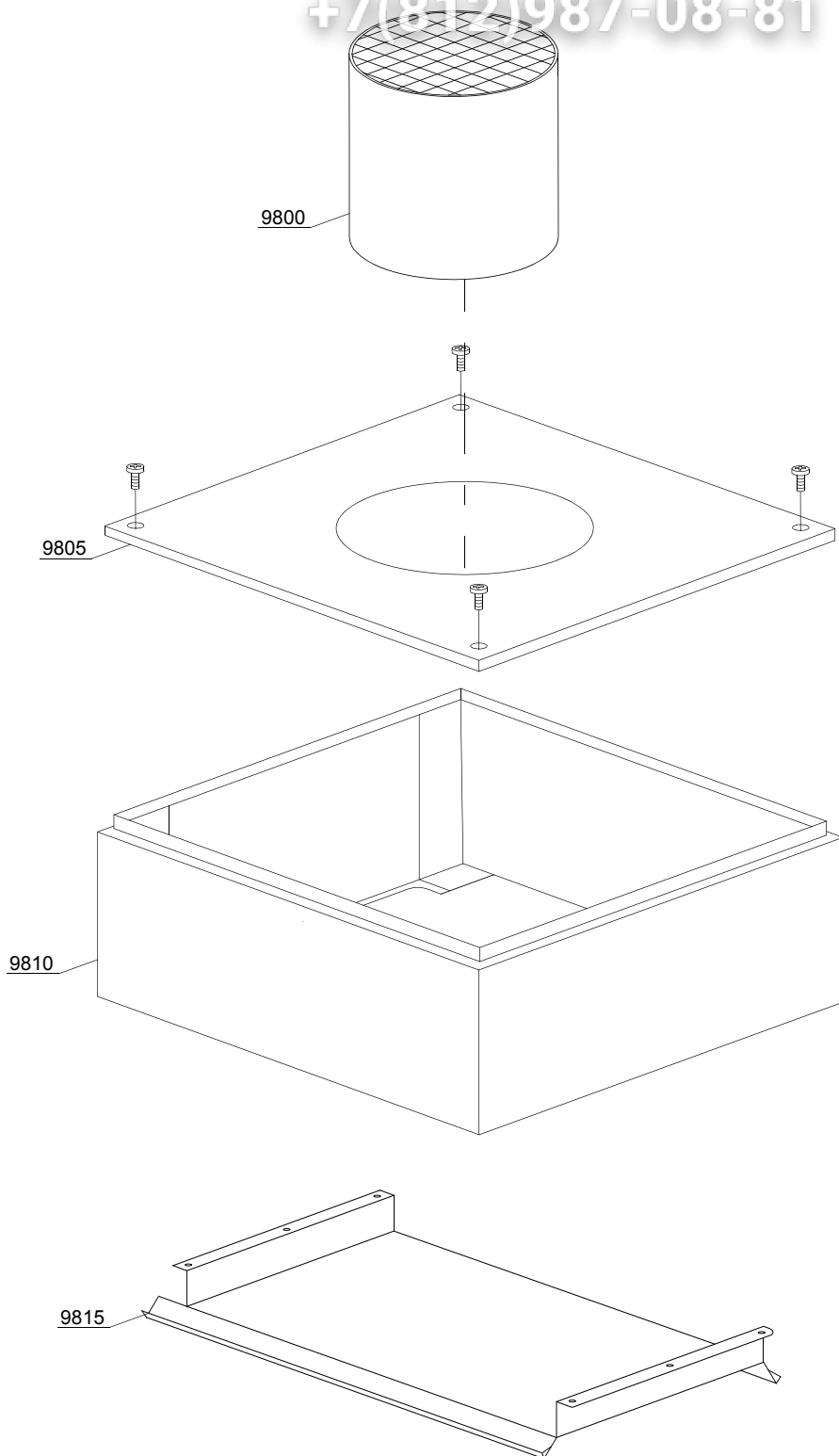
em=ELECTROMECHANICAL SWITCHES, e=ELECTRONICAL SWITCHES, uw=LOWER AND UPPER WASHER 25=25

hr=HEAT RECOVERY - TR98, hp=HEAT PUMP - TR99, sc9=STEAM CONDENSER - LC 91, csa=CONVEYOR SPEED ADJUSTING - LC 101, 972=90°MOTORIZED CHAIN CONVEYOR - LC 97/2, 973=180°MOTORIZED CHAIN CONVEYOR - LC 97/3, 974=DRYER WITH 90° MOTORIZED CHAIN CONVEYOR - LC 97/4, 975=DRYER WITH 180° MOTORIZED CHAIN CONVEYOR - LC 97/5, d9=DRYER - LC 90, d92=DRYER - LC 90/2, d929=DRYER - LC 90/900, cw=ADDITIONAL BOILER FOR COLD WATER SUPPLY, dvgw=DVGW VALVE SYSTEM, des=DETERGENT ECONOMIZER SYSTEM, szc9=SPLASH ZONE WITH CILINDER - LC 94, ti=TANK INSULATION, ds=DOUBLE SKIN, bp=BOOSTER PUMP, sdn3=DISPENSER SYSTEM SDN-3, 98=ANGLE LOADING TABLE - LC 98

A=3/N/PE~380-400V 50-60Hz, D=3/PE~200-210V 50-60Hz, F=2/PE~220-240V 50-60Hz, G=3/N/PE~415V 50-60Hz, H=3/PE~220-230V 50-60Hz, K=3/PE~380-400V 50-60Hz, L=3/PE~415V 50-60Hz, M=3/PE~440V 60Hz, P=1/N/PE~220-230V 50-60Hz, R=2/PE~220-240V 50-60Hz, U=1/N/PE~240V 50-60Hz, V=3/PE~240V 50-60Hz, W=1/N/PE~100-110V 50-60Hz

vsezip.ru

+7(812)987-08-81



18_001_e

ID	P-code	SN from	SN to	Mod	Acces	Volt	Description
Module: Steam condenser LC91 - part 1							
9800	3009499		-	em,e,uw			Chimney
9805	3009306		-	em,e,uw			Cover with hole
9810	3009502		-	em,e,uw			Complete body
9815	3009090		-	em,e,uw			Suction group

em=ELECTROMECHANICAL SWITCHES, e=ELECTRONICAL SWITCHES, uw=LOWER AND UPPER WASHER
25=25

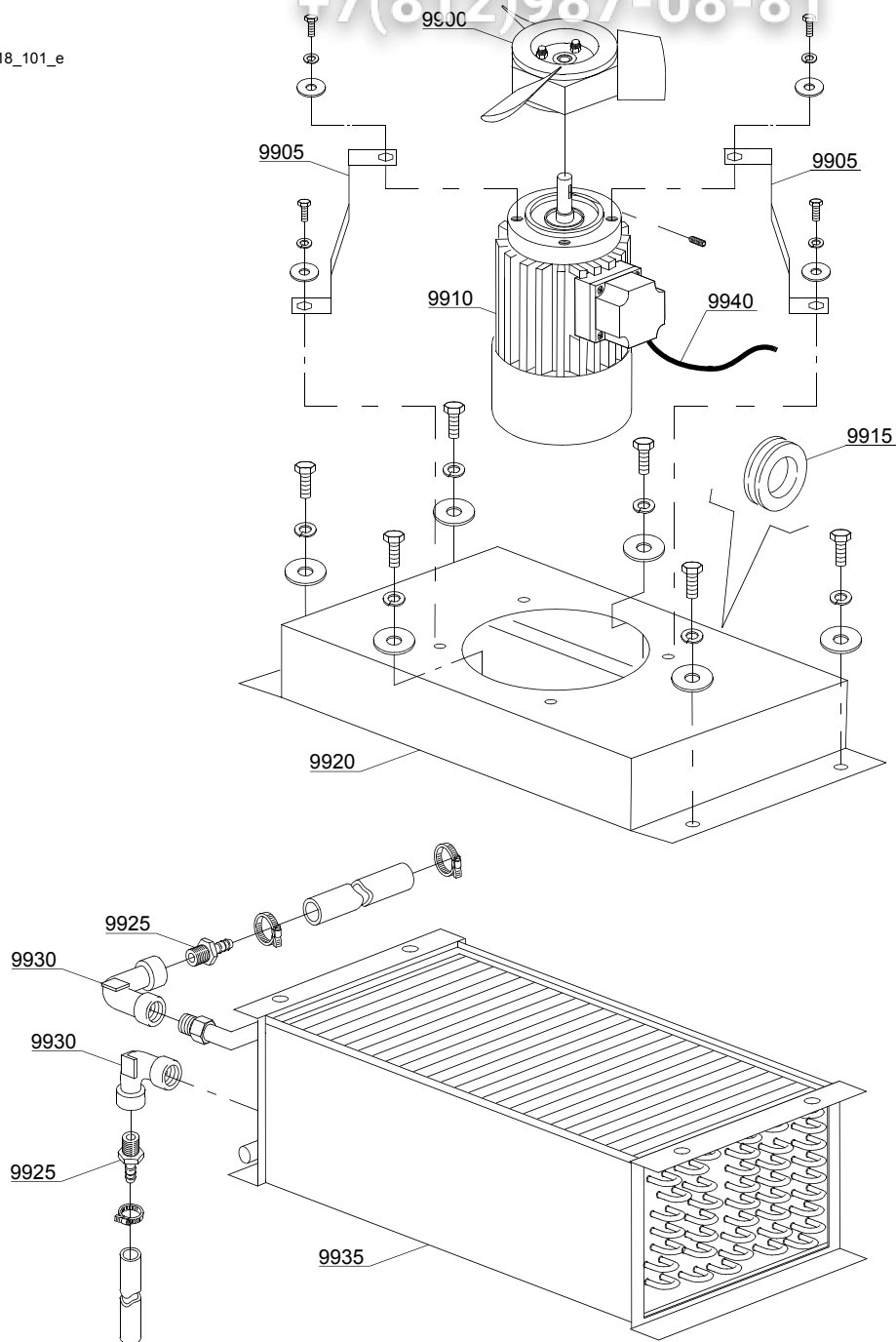
hr=HEAT RECOVERY - TR98, hp=HEAT PUMP - TR99, sc9=STEAM CONDENSER - LC 91, csa=CONVEYOR SPEED ADJUSTING - LC 101, 972=90°MOTORIZED CHAIN CONVEYOR - LC 97/2, 973=180°MOTORIZED CHAIN CONVEYOR - LC 97/3, 974=DRYER WITH 90° MOTORIZED CHAIN CONVEYOR - LC 97/4, 975=DRYER WITH 180° MOTORIZED CHAIN CONVEYOR - LC 97/5, d9=DRYER - LC 90, d92=DRYER - LC 90/2, d929=DRYER - LC 90/900, cw=ADDITIONAL BOILER FOR COLD WATER SUPPLY, dvgw=DVGW VALVE SYSTEM, des=DETERGENT ECONOMIZER SYSTEM, szc9=SPLASH ZONE WITH CILINDER - LC 94, ti=TANK INSULATION, ds=DOUBLE SKIN, bp=BOOSTER PUMP, sdn3=DISPENSER SYSTEM SDN-3, 98=ANGLE LOADING TABLE - LC 98

A=3/N/PE~380-400V 50-60Hz, D=3/PE~200-210V 50-60Hz, F=2/PE~220-240V 50-60Hz, G=3/N/PE~415V 50-60Hz, H=3/PE~220-230V 50-60Hz, K=3/PE~380-400V 50-60Hz, L=3/PE~415V 50-60Hz, M=3/PE~440V 60Hz, P=1/N/PE~220-230V 50-60Hz, R=2/PE~220-240V 50-60Hz, U=1/N/PE~240V 50-60Hz, V=3/PE~240V 50-60Hz, W=1/N/PE~100-110V 50-60Hz

vsezip.ru

+7(812)987-08-81

18_101_e



ID	P-code	SN from	SN to	Mod.	Acces.	Volt	Description
Module: Steam condenser LC91 - part 2							
9900	3000125		-	em,e,uw			Impeller fan
9905	3009106		-	em,e,uw			Motor holder
9910	3000120		-	em,e,uw		A	Motor - 0,18KW 4P 230/400V 50HZ
9915	13329		-	em,e,uw			Fairlead
9920	3009079		-	em,e,uw			Steam condenser base
9925	12023		-	em,e,uw			Hose holder
9930	3002139		-	em,e,uw			Elbow
9935	3000155		-	em,e,uw			Heating recovery battery
9940	15184		-	em,e,uw			Cable

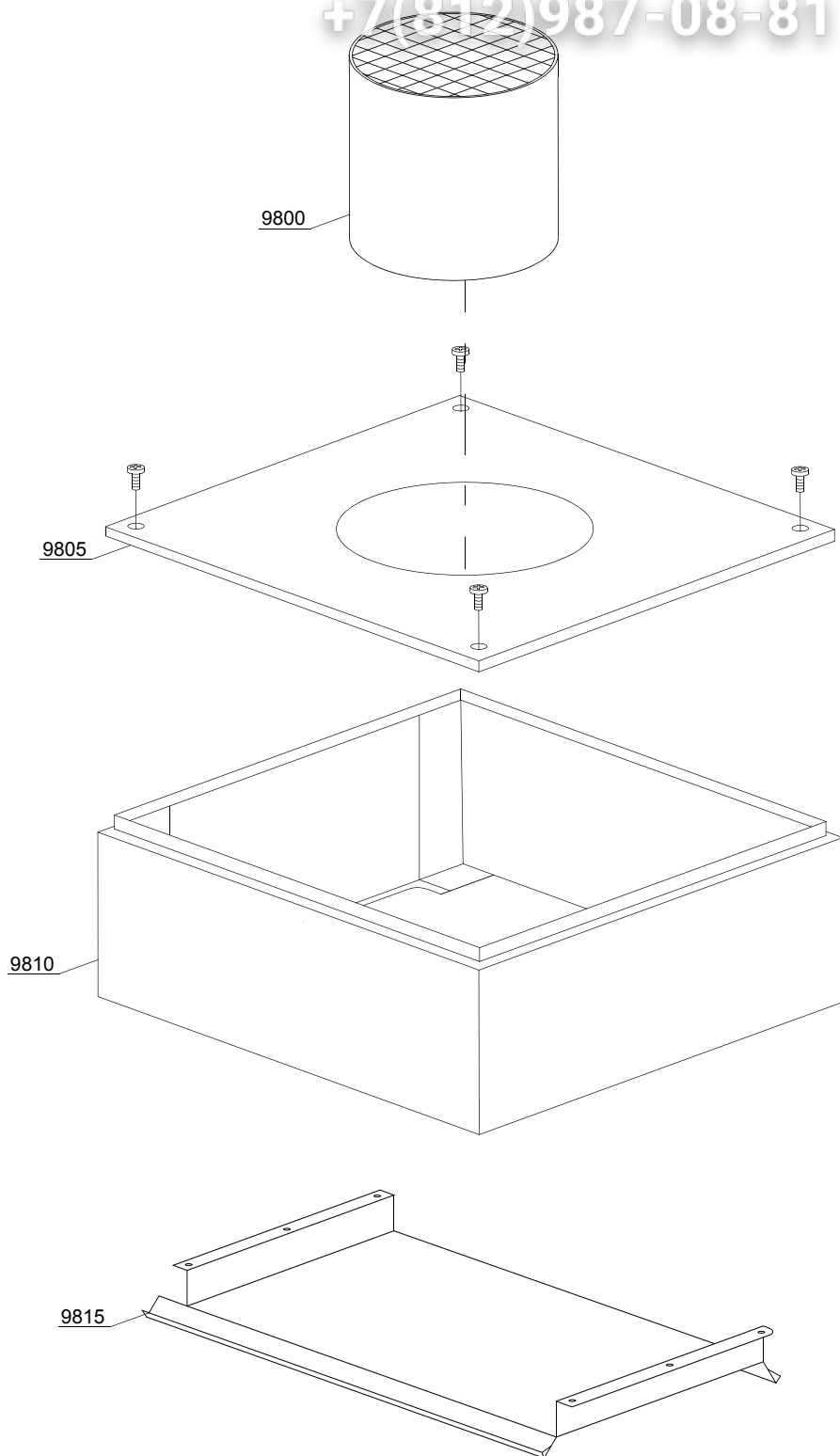
em=ELECTROMECHANICAL SWITCHES, e=ELECTRONICAL SWITCHES, uw=LOWER AND UPPER WASHER
25=25

hr=HEAT RECOVERY - TR98, hp=HEAT PUMP - TR99, sc9=STEAM CONDENSER - LC 91, csa=CONVEYOR SPEED
ADJUSTING - LC 101, 972=90°MOTORIZED CHAIN CONVEYOR - LC 97/2, 973=180°MOTORIZED CHAIN CON-
VEYOR - LC 97/3, 974=DRYER WITH 90° MOTORIZED CHAIN CONVEYOR - LC 97/4, 975=DRYER WITH 180° MO-
TORIZED CHAIN CONVEYOR - LC 97/5, d9=DRYER - LC 90, d92=DRYER - LC 90/2, d929=DRYER - LC 90/900,
cw=ADDITIONAL BOILER FOR COLD WATER SUPPLY, dvgw=DVGW VALVE SYSTEM, des=DETERGENT ECON-
OMIZER SYSTEM, szc9=SPLASH ZONE WITH CILINDER - LC 94, ti=TANK INSULATION, ds=DOUBLE SKIN,
bp=BOOSTER PUMP, sdn3=DISPENSER SYSTEM SDN-3, 98=ANGLE LOADING TABLE - LC 98

A=3/N/PE~380-400V 50-60Hz, D=3/PE~200-210V 50-60Hz, F=2/PE~220-240V 50-60Hz, G=3/N/PE~415V 50-60Hz,
H=3/PE~220-230V 50-60Hz, K=3/PE~380-400V 50-60Hz, L=3/PE~415V 50-60Hz, M=3/PE~440V 60Hz, P=1/N/PE~220-
230V 50-60Hz, R=2/PE~220-240V 50-60Hz, U=1/N/PE~240V 50-60Hz, V=3/PE~240V 50-60Hz, W=1/N/PE~100-110V
50-60Hz

vsezip.ru

+7(812)987-08-81



18_001_e

vsezip.ru

ID	P-code	SN from	SN to	Mod	Acces.	Volt	Description
Module: Steam condenser TR91 - part 1							
9800	3009499		-	em,e,uw			Chimney
9805	3009306		-	em,e,uw			Cover with hole
9810	3009502		-	em,e,uw			Complete body
9815	3009090		-	em,e,uw			Suction group

em=ELECTROMECHANICAL SWITCHES, e=ELECTRONICAL SWITCHES, uw=LOWER AND UPPER WASHER
25=25

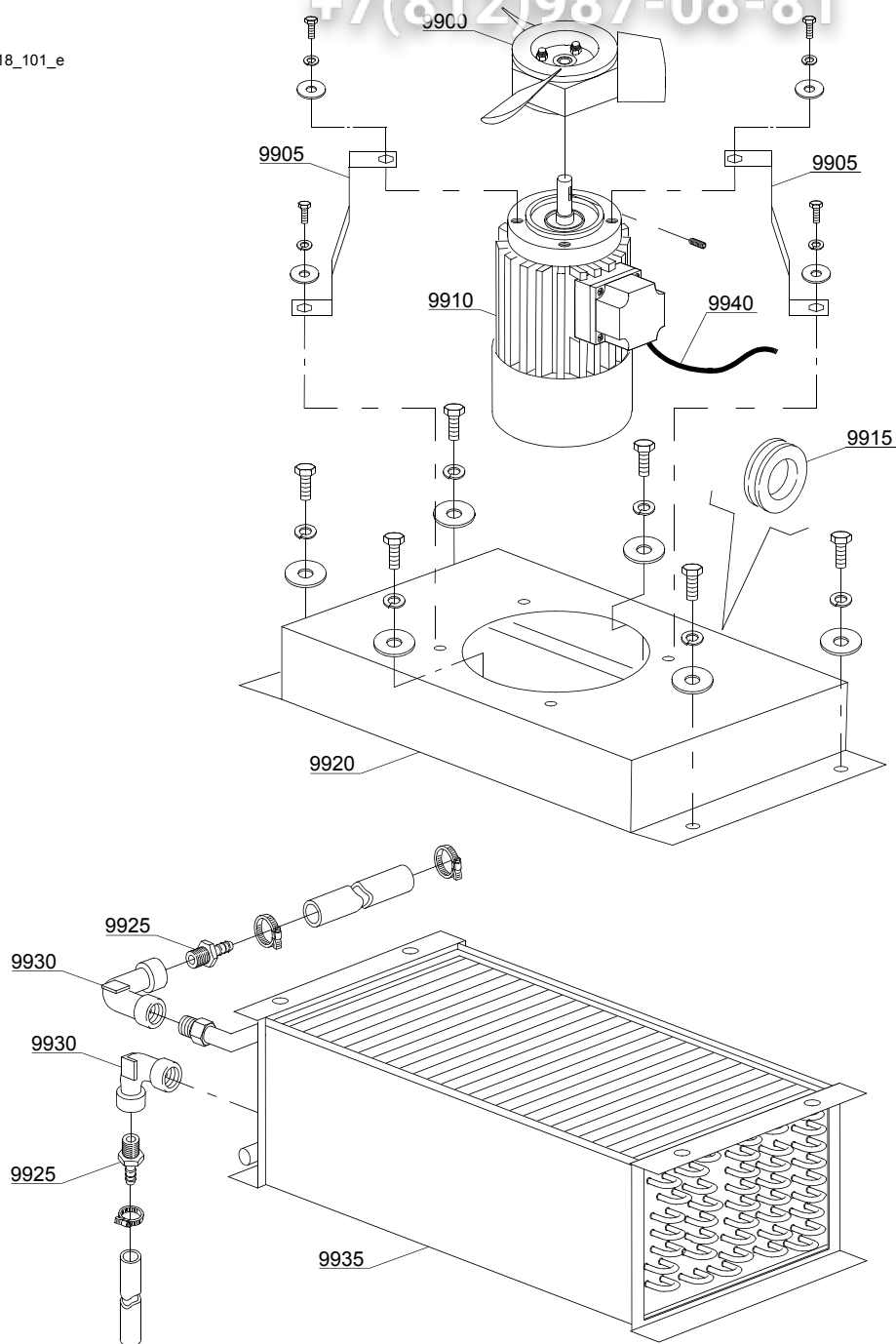
hr=HEAT RECOVERY - TR98, hp=HEAT PUMP - TR99, sc9=STEAM CONDENSER - LC 91, csa=CONVEYOR SPEED ADJUSTING - LC 101, 972=90°MOTORIZED CHAIN CONVEYOR - LC 97/2, 973=180°MOTORIZED CHAIN CONVEYOR - LC 97/3, 974=DRYER WITH 90° MOTORIZED CHAIN CONVEYOR - LC 97/4, 975=DRYER WITH 180° MOTORIZED CHAIN CONVEYOR - LC 97/5, d9=DRYER - LC 90, d92=DRYER - LC 90/2, d929=DRYER - LC 90/900, cw=ADDITIONAL BOILER FOR COLD WATER SUPPLY, dvgw=DVGW VALVE SYSTEM, des=DETERGENT ECONOMIZER SYSTEM, szc9=SPLASH ZONE WITH CILINDER - LC 94, ti=TANK INSULATION, ds=DOUBLE SKIN, bp=BOOSTER PUMP, sdn3=DISPENSER SYSTEM SDN-3, 98=ANGLE LOADING TABLE - LC 98

A=3/N/PE~380-400V 50-60Hz, D=3/PE~200-210V 50-60Hz, F=2/PE~220-240V 50-60Hz, G=3/N/PE~415V 50-60Hz, H=3/PE~220-230V 50-60Hz, K=3/PE~380-400V 50-60Hz, L=3/PE~415V 50-60Hz, M=3/PE~440V 60Hz, P=1/N/PE~220-230V 50-60Hz, R=2/PE~220-240V 50-60Hz, U=1/N/PE~240V 50-60Hz, V=3/PE~240V 50-60Hz, W=1/N/PE~100-110V 50-60Hz

vsezip.ru

+7(812)987-08-81

18_101_e



ID	P-code	SN from	SN to	Mod	Acces	Volt	Description
Module: Steam condenser TR91 - part 2							
9900	3000125		-	em,e,uw			Impeller fan
9905	3009106		-	em,e,uw			Motor holder
9910	3000120		-	em,e,uw		A	Motor - 0,18KW 4P 230/400V 50HZ
9915	13329		-	em,e,uw			Fairlead
9920	3009079		-	em,e,uw			Steam condenser base
9925	12023		-	em,e,uw			Hose holder
9930	3002139		-	em,e,uw			Elbow
9935	3000155		-	em,e,uw			Heating recovery battery
9940	15184		-	em,e,uw			Cable

em=ELECTROMECHANICAL SWITCHES, e=ELECTRONICAL SWITCHES, uw=LOWER AND UPPER WASHER
25=25

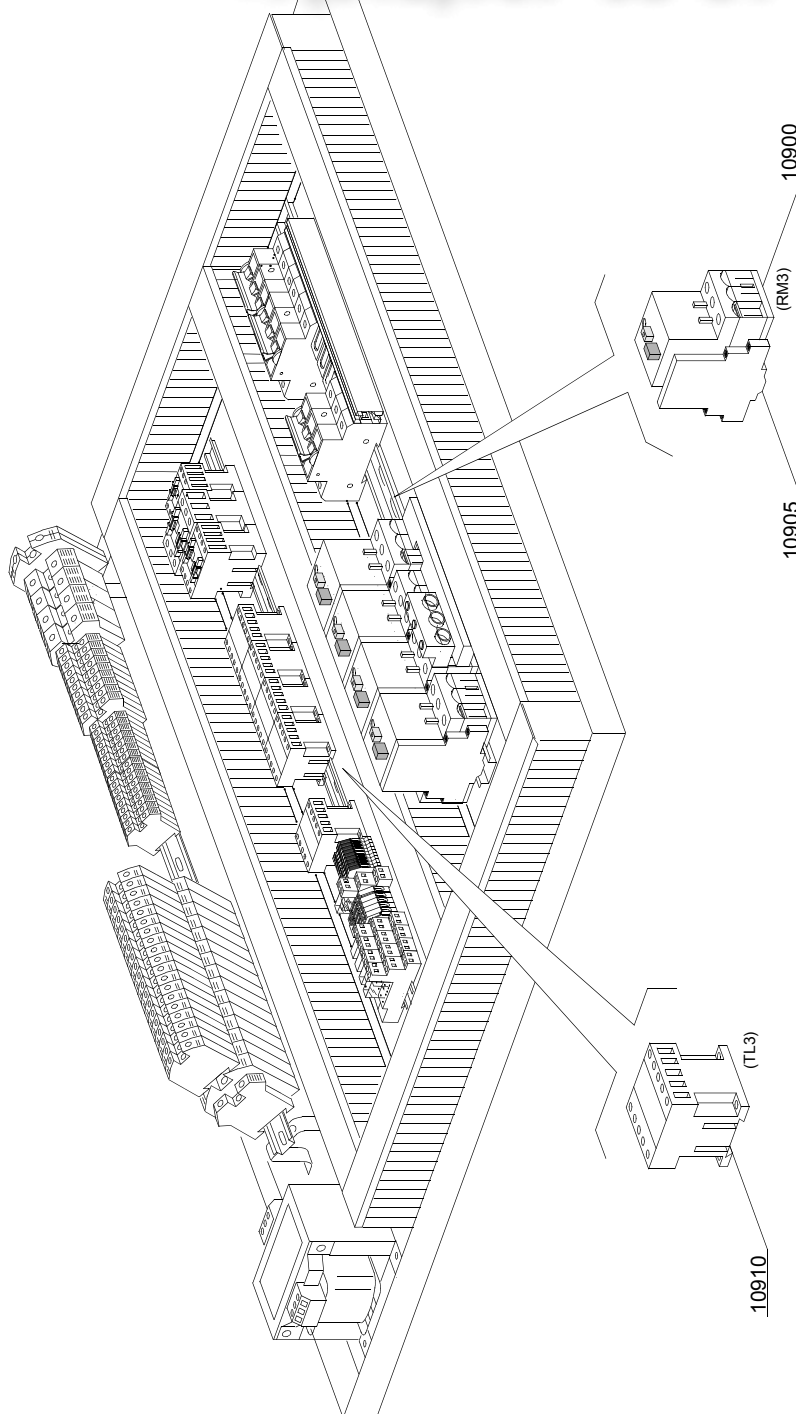
hr=HEAT RECOVERY - TR98, hp=HEAT PUMP - TR99, sc9=STEAM CONDENSER - LC 91, csa=CONVEYOR SPEED
ADJUSTING - LC 101, 972=90°MOTORIZED CHAIN CONVEYOR - LC 97/2, 973=180°MOTORIZED CHAIN CON-
VEYOR - LC 97/3, 974=DRYER WITH 90° MOTORIZED CHAIN CONVEYOR - LC 97/4, 975=DRYER WITH 180° MO-
TORIZED CHAIN CONVEYOR - LC 97/5, d9=DRYER - LC 90, d92=DRYER - LC 90/2, d929=DRYER - LC 90/900,
cw=ADDITIONAL BOILER FOR COLD WATER SUPPLY, dvgw=DVGW VALVE SYSTEM, des=DETERGENT ECON-
OMIZER SYSTEM, szc9=SPLASH ZONE WITH CILINDER - LC 94, ti=TANK INSULATION, ds=DOUBLE SKIN,
bp=BOOSTER PUMP, sdn3=DISPENSER SYSTEM SDN-3, 98=ANGLE LOADING TABLE - LC 98

A=3/N/PE~380-400V 50-60Hz, D=3/PE~200-210V 50-60Hz, F=2/PE~220-240V 50-60Hz, G=3/N/PE~415V 50-60Hz,
H=3/PE~220-230V 50-60Hz, K=3/PE~380-400V 50-60Hz, L=3/PE~415V 50-60Hz, M=3/PE~440V 60Hz, P=1/N/PE~220-
230V 50-60Hz, R=2/PE~220-240V 50-60Hz, U=1/N/PE~240V 50-60Hz, V=3/PE~240V 50-60Hz, W=1/N/PE~100-110V
50-60Hz

vsezip.ru

+7(812)987-08-81

18_204_е



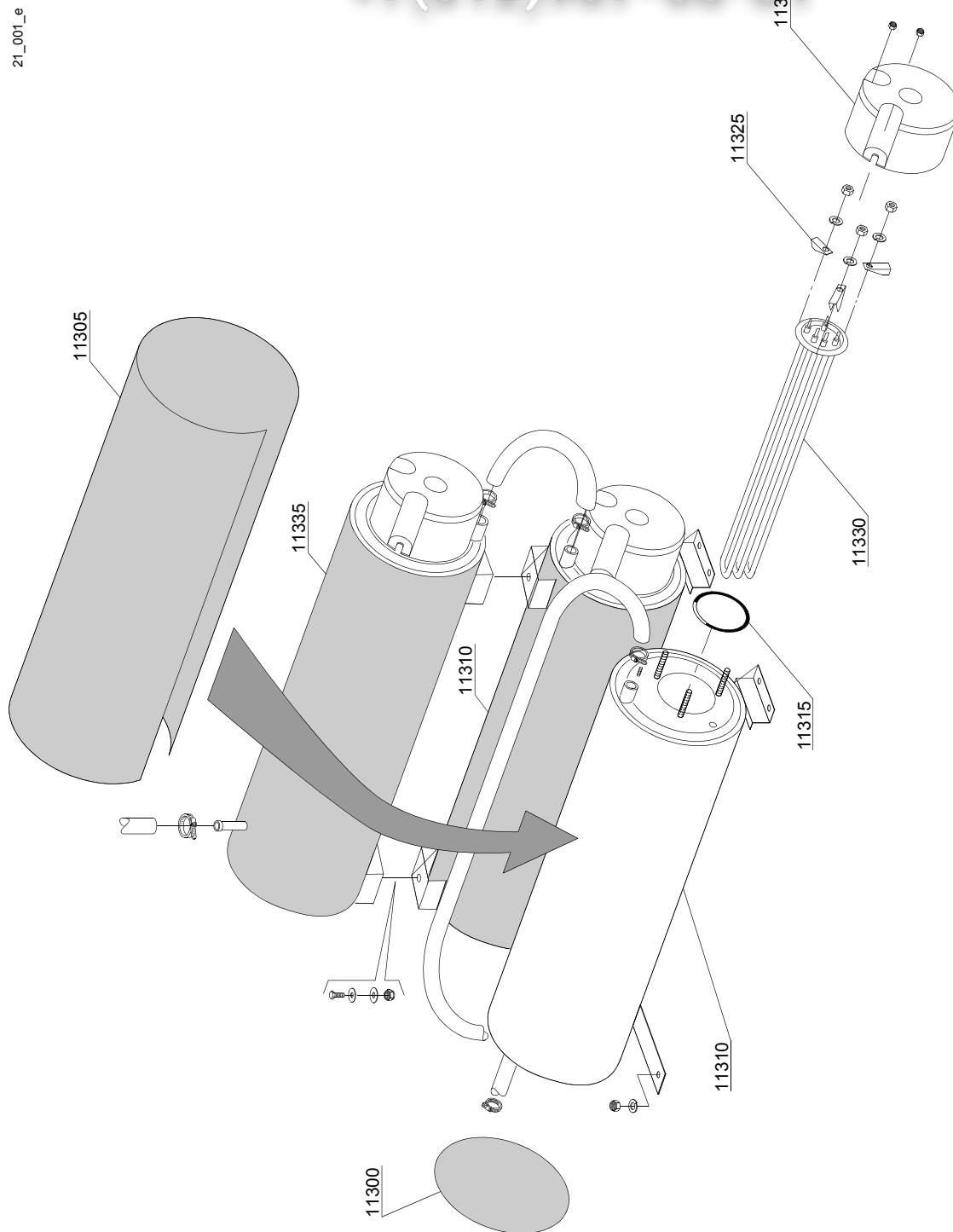
ID	P-code	SN from	SN to	Mod.	Acces.	Volt	Description
Module: Steam condenser LC-91 / TR-91 - part 3							
10900	2000390		-	em,e,uw		A	Motorprotector 1 - 1.6A
10905	3006080		-	em,e,uw		A	Auxiliary contact LMS25
10910	2000370		-	em,e,uw		A	Contactora MC9

em=ELECTROMECHANICAL SWITCHES, e=ELECTRONICAL SWITCHES, uw=LOWER AND UPPER WASHER
25=25

hr=HEAT RECOVERY - TR98, hp=HEAT PUMP - TR99, sc9=STEAM CONDENSER - LC 91, csa=CONVEYOR SPEED ADJUSTING - LC 101, 972=90°MOTORIZED CHAIN CONVEYOR - LC 97/2, 973=180°MOTORIZED CHAIN CONVEYOR - LC 97/3, 974=DRYER WITH 90° MOTORIZED CHAIN CONVEYOR - LC 97/4, 975=DRYER WITH 180° MOTORIZED CHAIN CONVEYOR - LC 97/5, d9=DRYER - LC 90, d92=DRYER - LC 90/2, d929=DRYER - LC 90/900, cw=ADDITIONAL BOILER FOR COLD WATER SUPPLY, dvgw=DVGW VALVE SYSTEM, des=DETERGENT ECONOMIZER SYSTEM, szc9=SPLASH ZONE WITH CILINDER - LC 94, ti=TANK INSULATION, ds=DOUBLE SKIN, bp=BOOSTER PUMP, sdn3=DISPENSER SYSTEM SDN-3, 98=ANGLE LOADING TABLE - LC 98

A=3/N/PE~380-400V 50-60Hz, D=3/PE~200-210V 50-60Hz, F=2/PE~220-240V 50-60Hz, G=3/N/PE~415V 50-60Hz, H=3/PE~220-230V 50-60Hz, K=3/PE~380-400V 50-60Hz, L=3/PE~415V 50-60Hz, M=3/PE~440V 60Hz, P=1/N/PE~220-230V 50-60Hz, R=2/PE~220-240V 50-60Hz, U=1/N/PE~240V 50-60Hz, V=3/PE~240V 50-60Hz, W=1/N/PE~100-110V 50-60Hz

21_001_e



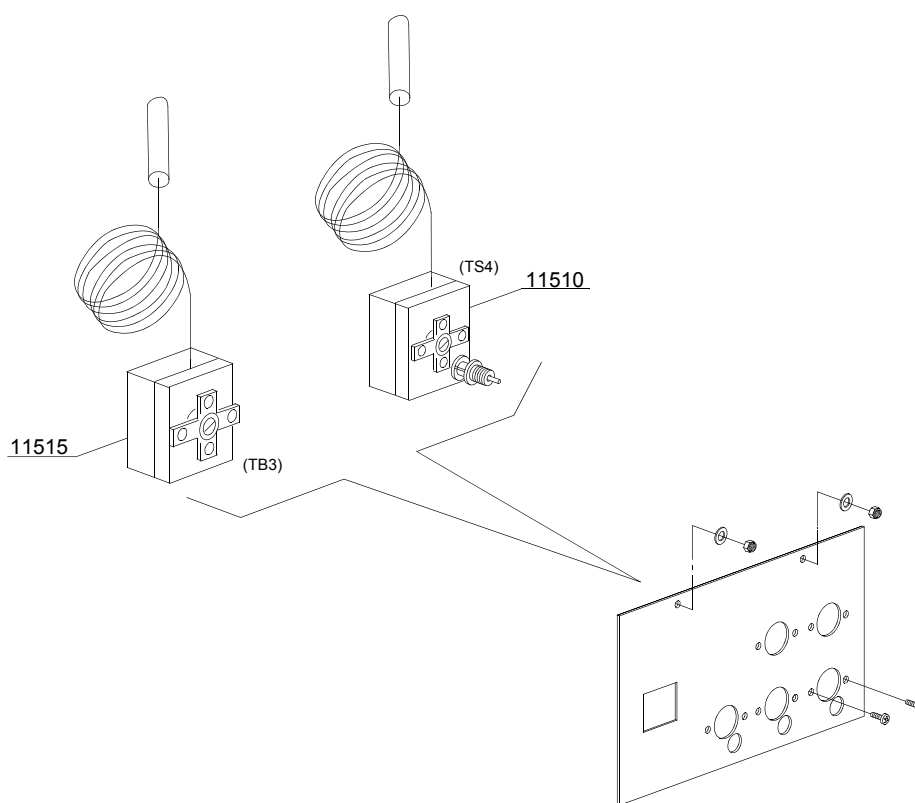
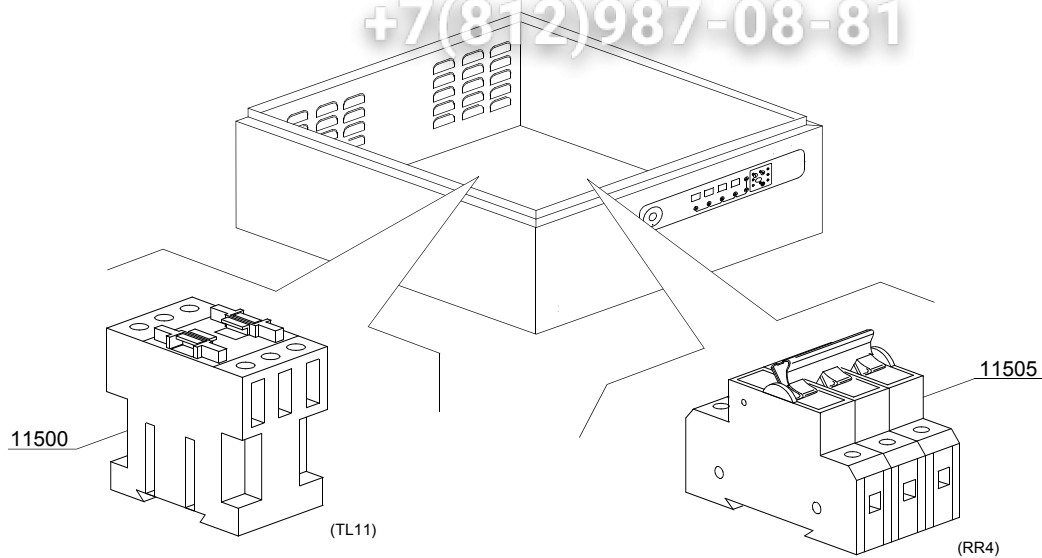
ID	P-code	SN from	SN to	Mod.	Acces	Volt	Description
Module: Additional boiler components							
11300	75205		-	em,e,uw			Bottom boiler insulating
11305	30002030		-	em,e,uw			Boiler insulating
11310	3007012		-	em,e,uw			Inferiour Boiler
11315	13015		-	em,e,uw			O-ring 160 (6225)
11320	75311		-	em,e,uw			Heating element cover
11325	16045		-	em,e,uw			Heating element support Ø6,3
11330	30001010		-	em,e,uw		A	Heating element 6kW
11330	30001011		-	em,e,uw		A	Heating element 9kW
11330	30001011/A		-	em,e,uw		A	Heating element 12kW
11330	30001011/B		-	em,e,uw		A	Heating element 14kW
11335	3007013		-	em,e,uw			Upper Boiler

em=ELECTROMECHANICAL SWITCHES, e=ELECTRONICAL SWITCHES, uw=LOWER AND UPPER WASHER
25=25

hr=HEAT RECOVERY - TR98, hp=HEAT PUMP - TR99, sc9=STEAM CONDENSER - LC 91, csa=CONVEYOR SPEED ADJUSTING - LC 101, 972=90°MOTORIZED CHAIN CONVEYOR - LC 97/2, 973=180°MOTORIZED CHAIN CONVEYOR - LC 97/3, 974=DRYER WITH 90° MOTORIZED CHAIN CONVEYOR - LC 97/4, 975=DRYER WITH 180° MOTORIZED CHAIN CONVEYOR - LC 97/5, d9=DRYER - LC 90, d92=DRYER - LC 90/2, d929=DRYER - LC 90/900, cw=ADDITIONAL BOILER FOR COLD WATER SUPPLY, dvgw=DVGW VALVE SYSTEM, des=DETERGENT ECONOMIZER SYSTEM, szc9=SPLASH ZONE WITH CILINDER - LC 94, ti=TANK INSULATION, ds=DOUBLE SKIN, bp=BOOSTER PUMP, sdn3=DISPENSER SYSTEM SDN-3, 98=ANGLE LOADING TABLE - LC 98
A=3/N/PE~380-400V 50-60Hz, D=3/PE~200-210V 50-60Hz, F=2/PE~220-240V 50-60Hz, G=3/N/PE~415V 50-60Hz, H=3/PE~220-230V 50-60Hz, K=3/PE~380-400V 50-60Hz, L=3/PE~415V 50-60Hz, M=3/PE~440V 60Hz, P=1/N/PE~220-230V 50-60Hz, R=2/PE~220-240V 50-60Hz, U=1/N/PE~240V 50-60Hz, V=3/PE~240V 50-60Hz, W=1/N/PE~100-110V 50-60Hz

vsezip.ru

+7(812)987-08-81



21_101_€

ID	P-code	SN from	SN to	Mod.	Acces.	Volt	Description
Module: Additional boiler: electrical components							
11500	2000380		-	em,e,uw		A	Contactora BF12 (heating element < 9 kW)
11500	2000385		-	em,e,uw		A	Contactora BF20 (heating element > 9 kW)
11505	2000403		-	em,e,uw		A	Automatic fuse C20 (heating element < 9 kW)
11505	2000404		-	em,e,uw		A	Automatic fuse C25 (heating element > 9 kW)
11510	2000430		-	em,e,uw			Safety thermostat
11515	10707/1		-	em,e,uw			Thermostat 0 - 90° (TB2)

em=ELECTROMECHANICAL SWITCHES, e=ELECTRONICAL SWITCHES, uw=LOWER AND UPPER WASHER
25=25

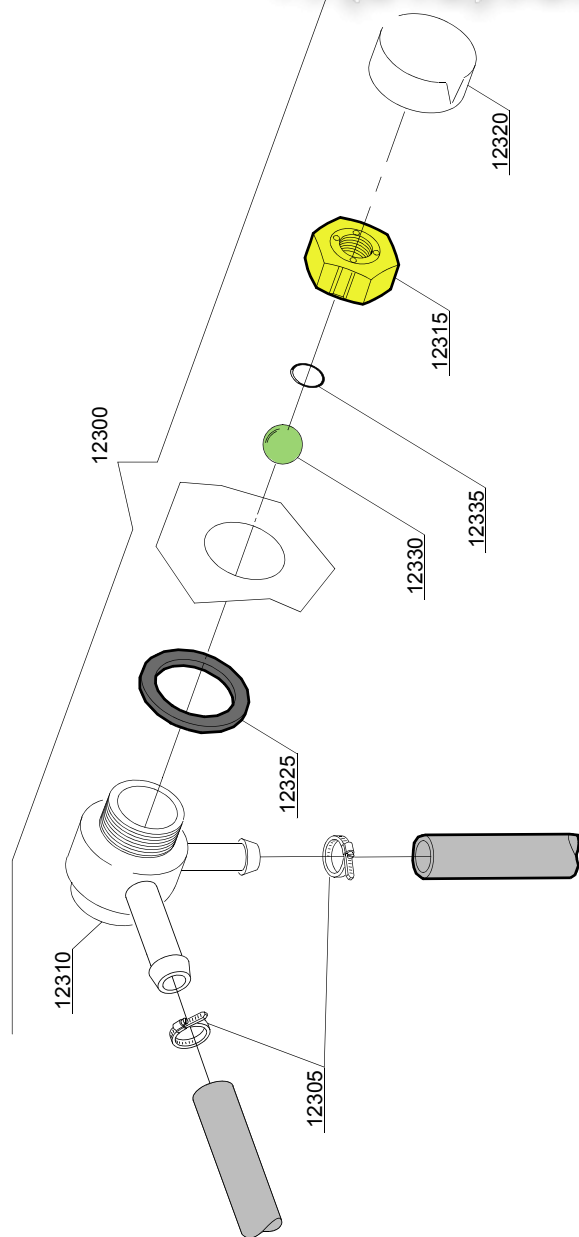
hr=HEAT RECOVERY - TR98, hp=HEAT PUMP - TR99, sc9=STEAM CONDENSER - LC 91, csa=CONVEYOR SPEED ADJUSTING - LC 101, 972=90°MOTORIZED CHAIN CONVEYOR - LC 97/2, 973=180°MOTORIZED CHAIN CONVEYOR - LC 97/3, 974=DRYER WITH 90° MOTORIZED CHAIN CONVEYOR - LC 97/4, 975=DRYER WITH 180° MOTORIZED CHAIN CONVEYOR - LC 97/5, d9=DRYER - LC 90, d92=DRYER - LC 90/2, d929=DRYER - LC 90/900, cw=ADDITIONAL BOILER FOR COLD WATER SUPPLY, dvgw=DVGW VALVE SYSTEM, des=DETERGENT ECONOMIZER SYSTEM, szc9=SPLASH ZONE WITH CILINDER - LC 94, ti=TANK INSULATION, ds=DOUBLE SKIN, bp=BOOSTER PUMP, sdn3=DISPENSER SYSTEM SDN-3, 98=ANGLE LOADING TABLE - LC 98

A=3/N/PE~380-400V 50-60Hz, D=3/PE~200-210V 50-60Hz, F=2/PE~220-240V 50-60Hz, G=3/N/PE~415V 50-60Hz, H=3/PE~220-230V 50-60Hz, K=3/PE~380-400V 50-60Hz, L=3/PE~415V 50-60Hz, M=3/PE~440V 60Hz, P=1/N/PE~220-230V 50-60Hz, R=2/PE~220-240V 50-60Hz, U=1/N/PE~240V 50-60Hz, V=3/PE~240V 50-60Hz, W=1/N/PE~100-110V 50-60Hz

vsezip.ru

+7(812)987-08-81

22_002ae1



vsezip.ru

ID	P-code	SN from	SN to	Mod.	Acces	Volt	Description
Module:DVGW valve							
12300	9891710		-	em,e,uw			DVGW valvola assembly
12305	11807		-	em,e,uw			Clamp aisi430 12/22
12310	15280		-	em,e,uw			Valve body center
12315	15281		-	em,e,uw			Flat valve
12320	15282		-	em,e,uw			Flat valve cover
12325	15283		-	em,e,uw			Valve gasket
12330	15284		-	em,e,uw			Sphere
12335	15285		-	em,e,uw			O-ring 115 KTW

em=ELECTROMECHANICAL SWITCHES, e=ELECTRONICAL SWITCHES, uw=LOWER AND UPPER WASHER
25=25

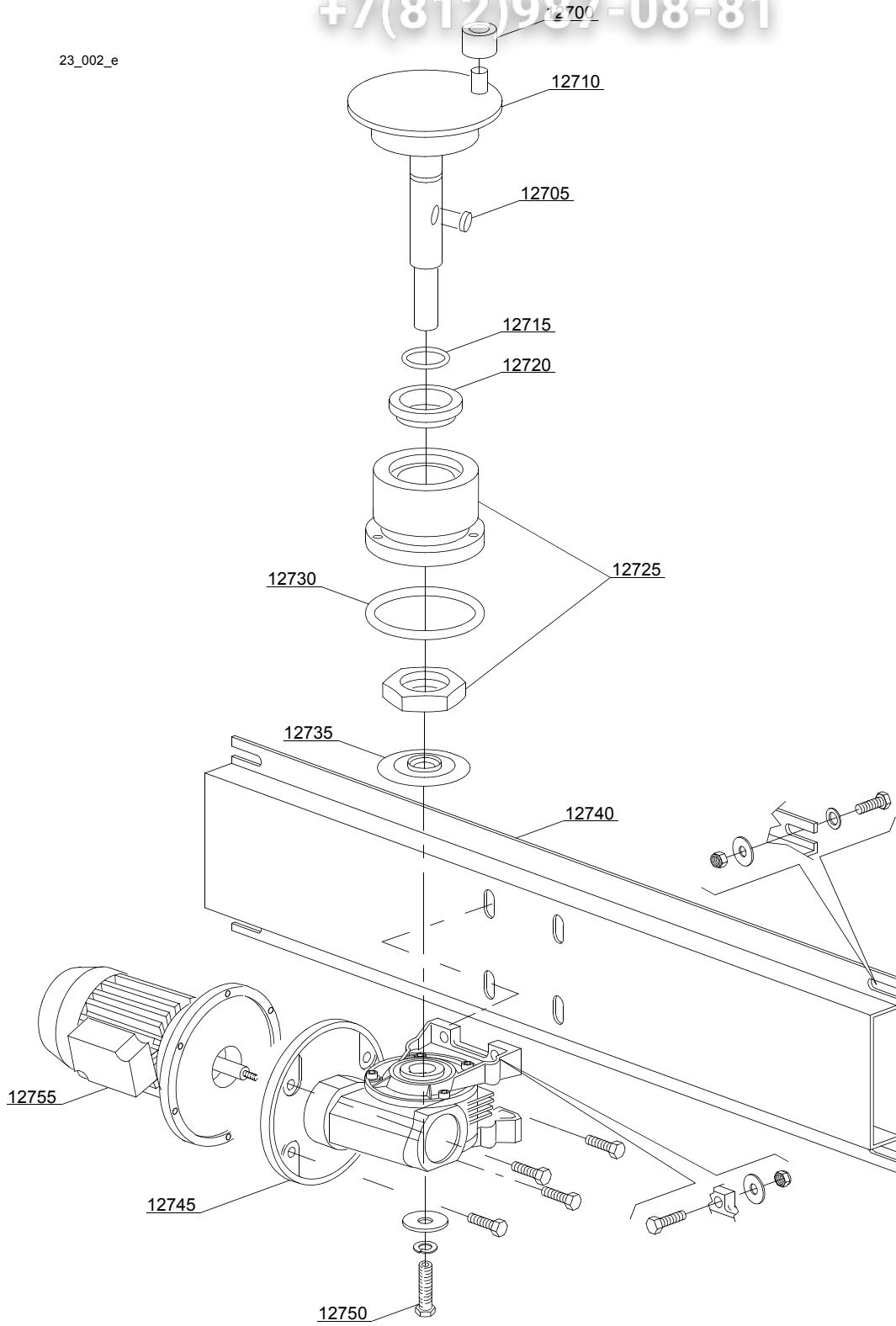
hr=HEAT RECOVERY - TR98, hp=HEAT PUMP - TR99, sc9=STEAM CONDENSER - LC 91, csa=CONVEYOR SPEED ADJUSTING - LC 101, 972=90°MOTORIZED CHAIN CONVEYOR - LC 97/2, 973=180°MOTORIZED CHAIN CONVEYOR - LC 97/3, 974=DRYER WITH 90° MOTORIZED CHAIN CONVEYOR - LC 97/4, 975=DRYER WITH 180° MOTORIZED CHAIN CONVEYOR - LC 97/5, d9=DRYER - LC 90, d92=DRYER - LC 90/2, d929=DRYER - LC 90/900, cw=ADDITIONAL BOILER FOR COLD WATER SUPPLY, dvgw=DVGW VALVE SYSTEM, des=DETERGENT ECONOMIZER SYSTEM, szc9=SPLASH ZONE WITH CILINDER - LC 94, ti=TANK INSULATION, ds=DOUBLE SKIN, bp=BOOSTER PUMP, sdn3=DISPENSER SYSTEM SDN-3, 98=ANGLE LOADING TABLE - LC 98

A=3/N/PE~380-400V 50-60Hz, D=3/PE~200-210V 50-60Hz, F=2/PE~220-240V 50-60Hz, G=3/N/PE~415V 50-60Hz, H=3/PE~220-230V 50-60Hz, K=3/PE~380-400V 50-60Hz, L=3/PE~415V 50-60Hz, M=3/PE~440V 60Hz, P=1/N/PE~220-230V 50-60Hz, R=2/PE~220-240V 50-60Hz, U=1/N/PE~240V 50-60Hz, V=3/PE~240V 50-60Hz, W=1/N/PE~100-110V 50-60Hz

vsezip.ru

+7(812)987-08-81

23_002_e



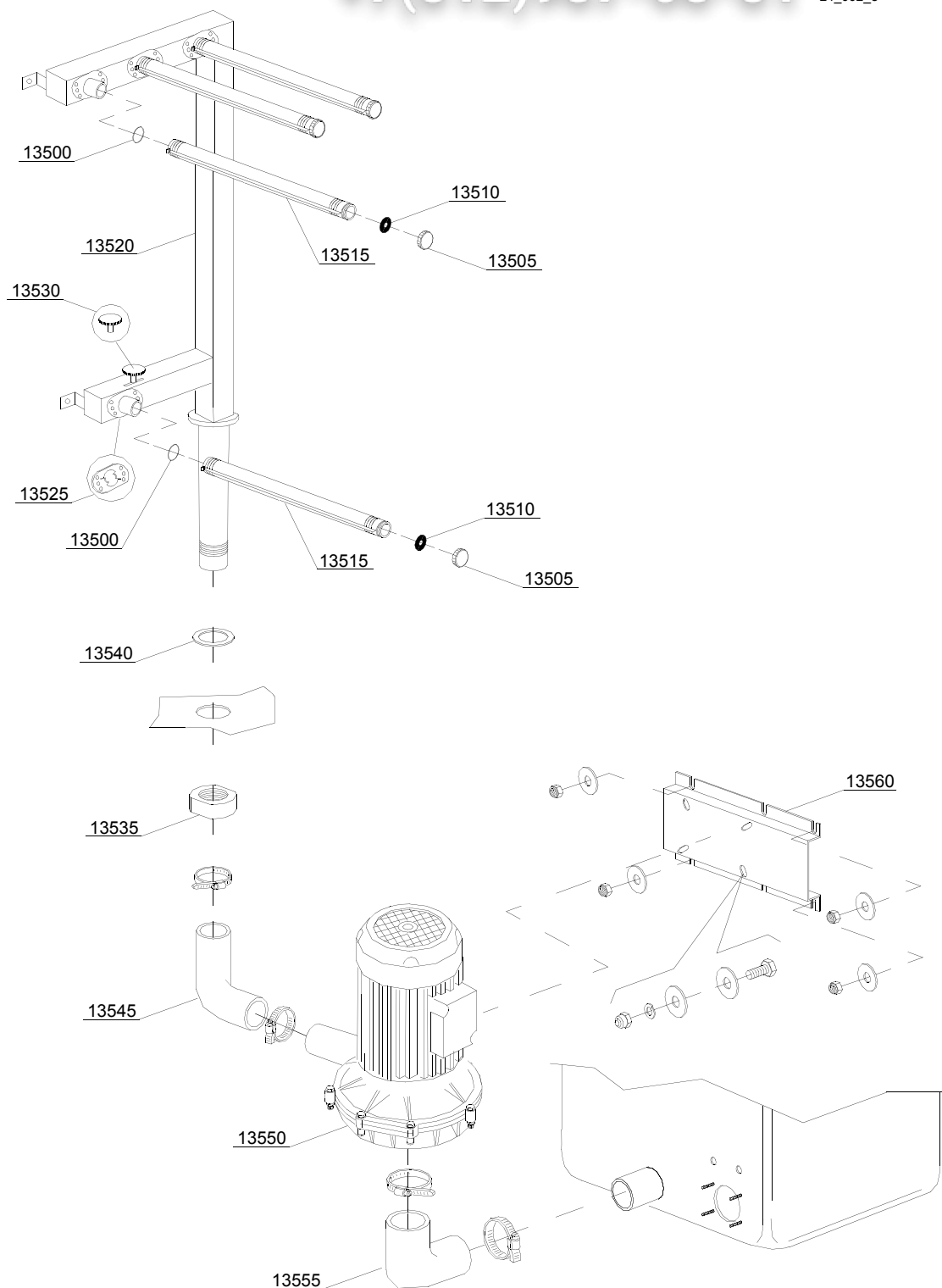
vsezip.ru

ID	P-code	SN from	SN to	Mod.	Acces.	Volt	Description
Module:Motorgear components module 1300							
12700	3003012		-	em,e,uw			Conveyor roller
12705	2001046		-	em,e,uw			Key
12710	3003116		-	em,e,uw			Crank shaft
12715	13023		-	em,e,uw			O-ring 131 (4093)
12720	13024		-	em,e,uw			Oil splash guard DEM 40 TC 30x42x7 with spring
12725	3004131		-	em,e,uw			Coupling part serie
12730	13015		-	em,e,uw			O-ring 160 (6225)
12735	3004161		-	em,e,uw			Protection disk
12740	3009060		-	em,e,uw			Motorgear support
12745	3000214		-	em,e,uw			Gear right 1:45 (60Hz)-[mod 240,300,310,320,330]
12745	3000215		-	em,e,uw			Gear left 1:45 (60-hz) - [mod 240,300,310,320,330]
12750	11165		-	em,e,uw			Screw
12755	3000110		-	em,e,uw			Conveyor motor - 6/8P 400/415V 50Hz [mod 240,300,310,320,330]

em=ELECTROMECHANICAL SWITCHES, e=ELECTRONICAL SWITCHES, uw=LOWER AND UPPER WASHER
25=25

hr=HEAT RECOVERY - TR98, hp=HEAT PUMP - TR99, sc9=STEAM CONDENSER - LC 91, csa=CONVEYOR SPEED ADJUSTING - LC 101, 972=90°MOTORIZED CHAIN CONVEYOR - LC 97/2, 973=180°MOTORIZED CHAIN CONVEYOR - LC 97/3, 974=DRYER WITH 90° MOTORIZED CHAIN CONVEYOR - LC 97/4, 975=DRYER WITH 180° MOTORIZED CHAIN CONVEYOR - LC 97/5, d9=DRYER - LC 90, d92=DRYER - LC 90/2, d929=DRYER - LC 90/900, cw=ADDITIONAL BOILER FOR COLD WATER SUPPLY, dvgw=DVGW VALVE SYSTEM, des=DETERGENT ECONOMIZER SYSTEM, szc9=SPLASH ZONE WITH CILINDER - LC 94, ti=TANK INSULATION, ds=DOUBLE SKIN, bp=BOOSTER PUMP, sdn3=DISPENSER SYSTEM SDN-3, 98=ANGLE LOADING TABLE - LC 98

A=3/N/PE~380-400V 50-60Hz, D=3/PE~200-210V 50-60Hz, F=2/PE~220-240V 50-60Hz, G=3/N/PE~415V 50-60Hz, H=3/PE~220-230V 50-60Hz, K=3/PE~380-400V 50-60Hz, L=3/PE~415V 50-60Hz, M=3/PE~440V 60Hz, P=1/N/PE~220-230V 50-60Hz, R=2/PE~220-240V 50-60Hz, U=1/N/PE~240V 50-60Hz, V=3/PE~240V 50-60Hz, W=1/N/PE~100-110V 50-60Hz

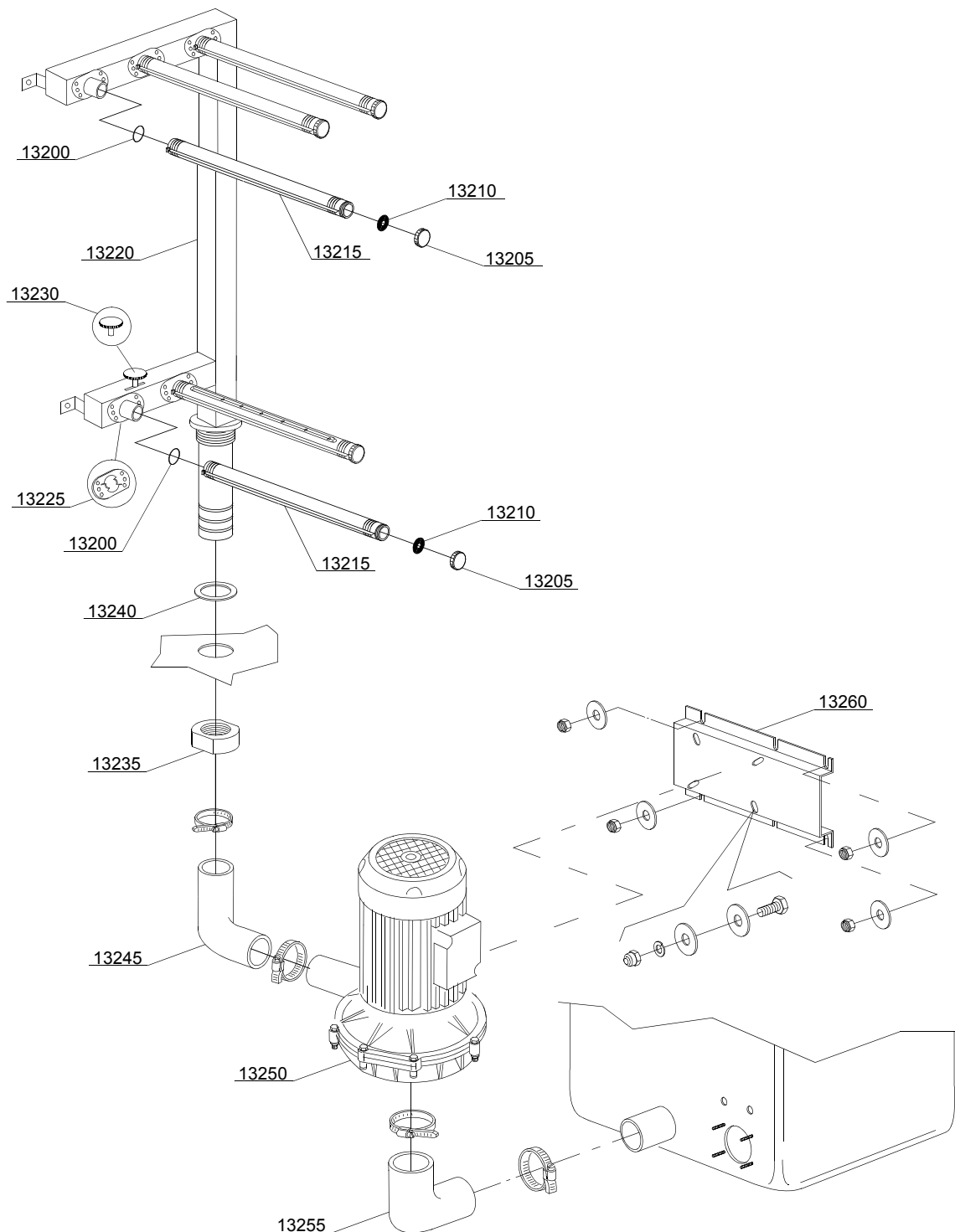


ID	P-code	SN from	SN to	Mod.	Acces	Volt	Description
Module:Prewashing components 3+1							
13500	13028		-	em,e,uw			O-ring 3,6x30,8x38 R-23
13505	80304		-	em,e,uw			Arm plug
13510	80305		-	em,e,uw			Gasket
13515	3004147		-	em,e,uw			Wash arm
13520	3004151		-	em,e,uw			Right wash ramp
13520	3004152		-	em,e,uw			Left wash ramp
13525	3004148		-	em,e,uw			Arm connection flange
13530	3004146		-	em,e,uw			Water flow adjuster
13535	10600012		-	em,e,uw			Flat nut
13540	10200173/A		-	em,e,uw			Gasket 75x58x3
13545	3004025		-	em,e,uw			Elbow coupling press.
13550	3000082		-	em,e,uw		A	Pump 0.9kW
13550	3000083		-	em,e,uw		H	Pump 0.9kW - 60Hz
13555	3002020		-	em,e,uw			Suction elbow coupling
13560	3009148		-	em,e,uw			Pump support

em=ELECTROMECHANICAL SWITCHES, e=ELECTRONICAL SWITCHES, uw=LOWER AND UPPER WASHER
25=25

hr=HEAT RECOVERY - TR98, hp=HEAT PUMP - TR99, sc9=STEAM CONDENSER - LC 91, csa=CONVEYOR SPEED
ADJUSTING - LC 101, 972=90°MOTORIZED CHAIN CONVEYOR - LC 97/2, 973=180°MOTORIZED CHAIN CON-
VEYOR - LC 97/3, 974=DRYER WITH 90° MOTORIZED CHAIN CONVEYOR - LC 97/4, 975=DRYER WITH 180° MO-
TORIZED CHAIN CONVEYOR - LC 97/5, d9=DRYER - LC 90, d92=DRYER - LC 90/2, d929=DRYER - LC 90/900,
cw=ADDITIONAL BOILER FOR COLD WATER SUPPLY, dvgw=DVGW VALVE SYSTEM, des=DETERGENT ECON-
OMIZER SYSTEM, szc9=SPLASH ZONE WITH CILINDER - LC 94, ti=TANK INSULATION, ds=DOUBLE SKIN,
bp=BOOSTER PUMP, sdn3=DISPENSER SYSTEM SDN-3, 98=ANGLE LOADING TABLE - LC 98

A=3/N/PE~380-400V 50-60Hz, D=3/PE~200-210V 50-60Hz, F=2/PE~220-240V 50-60Hz, G=3/N/PE~415V 50-60Hz,
H=3/PE~220-230V 50-60Hz, K=3/PE~380-400V 50-60Hz, L=3/PE~415V 50-60Hz, M=3/PE~440V 60Hz, P=1/N/PE~220-
230V 50-60Hz, R=2/PE~220-240V 50-60Hz, U=1/N/PE~240V 50-60Hz, V=3/PE~240V 50-60Hz, W=1/N/PE~100-110V
50-60Hz

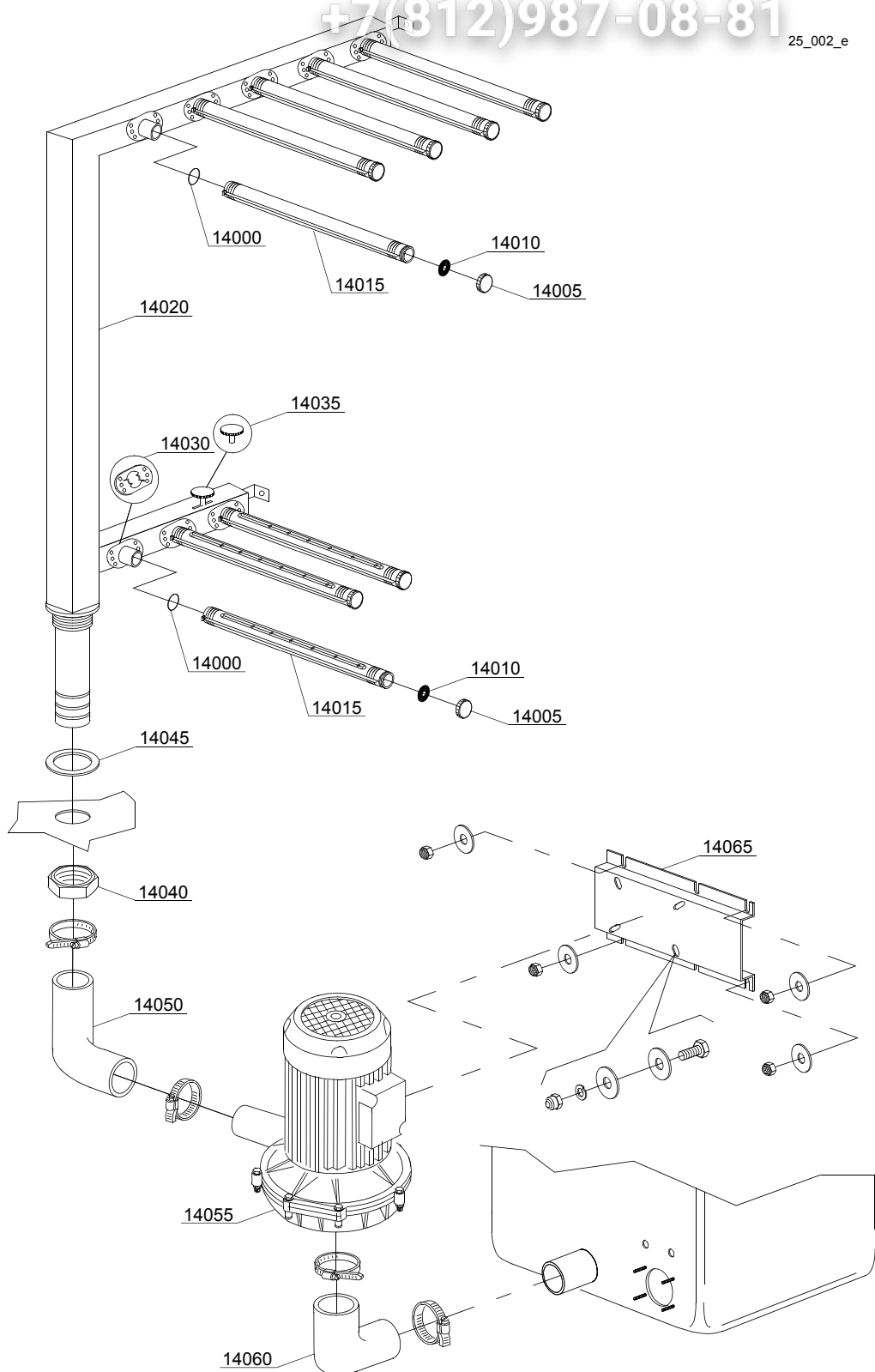


ID	P-code	SN from	SN to	Mod.	Acces	Volt	Description
Module:Prewashing components 3+2							
13200	13028		-	em,e,uw			O-ring 3,6x30,8x38 R-23
13205	80304		-	em,e,uw			Arm plug
13210	80305		-	em,e,uw			Gasket
13215	3004147		-	em,e,uw			Wash arm
13220	3004144		-	em,e,uw			Right prewash ramp
13220	3004145		-	em,e,uw			Left prewash ramp
13225	3004148		-	em,e,uw			Arm connection flange
13230	3004146		-	em,e,uw			Water flow adjuster
13235	10600012		-	em,e,uw			Flat nut
13240	10200173/A		-	em,e,uw			Gasket 75x58x3
13245	3004025		-	em,e,uw			Elbow coupling press.
13250	3000082		-	em,e,uw		A	Pump 0.9kW
13250	3000083		-	em,e,uw		H	Pump 0.9kW - 60Hz
13255	3002020		-	em,e,uw			Suction elbow coupling
13260	3009148		-	em,e,uw			Pump support

em=ELECTROMECHANICAL SWITCHES, e=ELECTRONICAL SWITCHES, uw=LOWER AND UPPER WASHER
25=25

hr=HEAT RECOVERY - TR98, hp=HEAT PUMP - TR99, sc9=STEAM CONDENSER - LC 91, csa=CONVEYOR SPEED
ADJUSTING - LC 101, 972=90°MOTORIZED CHAIN CONVEYOR - LC 97/2, 973=180°MOTORIZED CHAIN CON-
VEYOR - LC 97/3, 974=DRYER WITH 90° MOTORIZED CHAIN CONVEYOR - LC 97/4, 975=DRYER WITH 180° MO-
TORIZED CHAIN CONVEYOR - LC 97/5, d9=DRYER - LC 90, d92=DRYER - LC 90/2, d929=DRYER - LC 90/900,
cw=ADDITIONAL BOILER FOR COLD WATER SUPPLY, dvgw=DVGW VALVE SYSTEM, des=DETERGENT ECON-
OMIZER SYSTEM, szc9=SPLASH ZONE WITH CILINDER - LC 94, ti=TANK INSULATION, ds=DOUBLE SKIN,
bp=BOOSTER PUMP, sdn3=DISPENSER SYSTEM SDN-3, 98=ANGLE LOADING TABLE - LC 98

A=3/N/PE~380-400V 50-60Hz, D=3/PE~200-210V 50-60Hz, F=2/PE~220-240V 50-60Hz, G=3/N/PE~415V 50-60Hz,
H=3/PE~220-230V 50-60Hz, K=3/PE~380-400V 50-60Hz, L=3/PE~415V 50-60Hz, M=3/PE~440V 60Hz, P=1/N/PE~220-
230V 50-60Hz, R=2/PE~220-240V 50-60Hz, U=1/N/PE~240V 50-60Hz, V=3/PE~240V 50-60Hz, W=1/N/PE~100-110V
50-60Hz

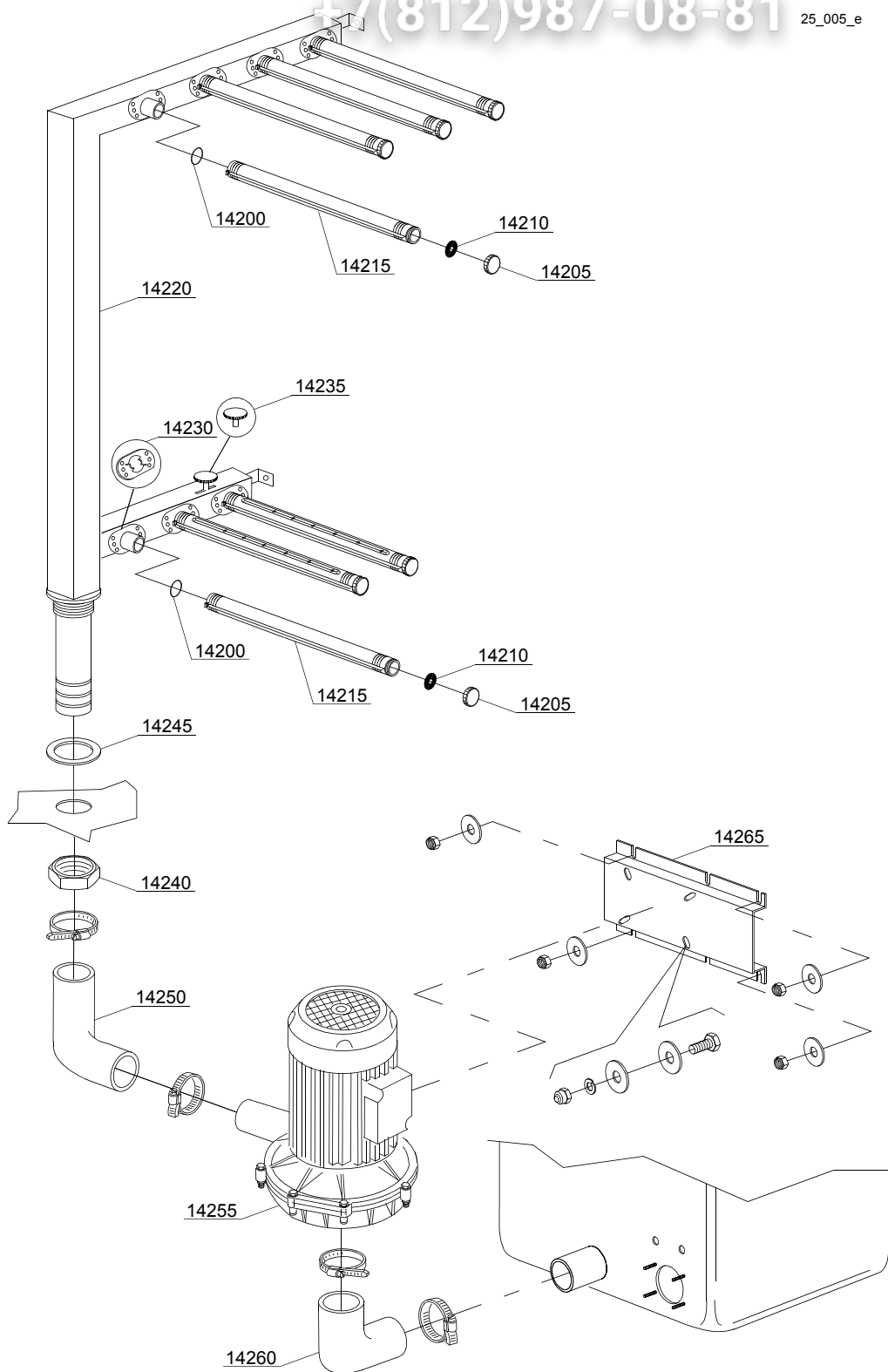


ID	P-code	SN from	SN to	Mod.	Acces	Volt	Description
Module: Washing components 5+3							
14000	13028		-	em,e,uw			O-ring 3,6x30,8x38 R-23
14005	80304		-	em,e,uw			Arm plug
14010	80305		-	em,e,uw			Gasket
14015	3004147		-	em,e,uw			Wash arm
14020	3004142		-	em,e,uw			Right wash ramp
14020	3004143		-	em,e,uw			Left wash ramp
14030	3004148		-	em,e,uw			Arm connection flange
14035	3004146		-	em,e,uw			Water flow adjuster
14040	10600012		-	em,e,uw			Flat nut
14045	10200173/A		-	em,e,uw			Gasket 75x58x3
14050	3004025		-	em,e,uw			Elbow coupling press.
14055	88106		-	em,e,uw		A	Pump 2 kW
14055	88106/B		-	em,e,uw		H	Pump 2 kW - 220/380-415 V 60Hz
14055	88106/E		-	em,e,uw			Pump 2 kW - 240/415 V 50Hz
14060	3002020		-	em,e,uw			Suction elbow coupling
14065	3009148		-	em,e,uw			Pump support

em=ELECTROMECHANICAL SWITCHES, e=ELECTRONICAL SWITCHES, uw=LOWER AND UPPER WASHER
25=25

hr=HEAT RECOVERY - TR98, hp=HEAT PUMP - TR99, sc9=STEAM CONDENSER - LC 91, csa=CONVEYOR SPEED
ADJUSTING - LC 101, 972=90°MOTORIZED CHAIN CONVEYOR - LC 97/2, 973=180°MOTORIZED CHAIN
CONVEYOR - LC 97/3, 974=DRYER WITH 90° MOTORIZED CHAIN CONVEYOR - LC 97/4, 975=DRYER WITH 180°
MOTORIZED CHAIN CONVEYOR - LC 97/5, d9=DRYER - LC 90, d92=DRYER - LC 90/2, d929=DRYER - LC 90/900,
cw=ADDITIONAL BOILER FOR COLD WATER SUPPLY, dvgw=DVGW VALVE SYSTEM, des=DETERGENT ECON-
OMIZER SYSTEM, szc9=SPLASH ZONE WITH CILINDER - LC 94, ti=TANK INSULATION, ds=DOUBLE SKIN,
bp=BOOSTER PUMP, sdn3=DISPENSER SYSTEM SDN-3, 98=ANGLE LOADING TABLE - LC 98

A=3/N/PE~380-400V 50-60Hz, D=3/PE~200-210V 50-60Hz, F=2/PE~220-240V 50-60Hz, G=3/N/PE~415V 50-60Hz,
H=3/PE~220-230V 50-60Hz, K=3/PE~380-400V 50-60Hz, L=3/PE~415V 50-60Hz, M=3/PE~440V 60Hz, P=1/N/PE~220-
230V 50-60Hz, R=2/PE~220-240V 50-60Hz, U=1/N/PE~240V 50-60Hz, V=3/PE~240V 50-60Hz, W=1/N/PE~100-110V
50-60Hz

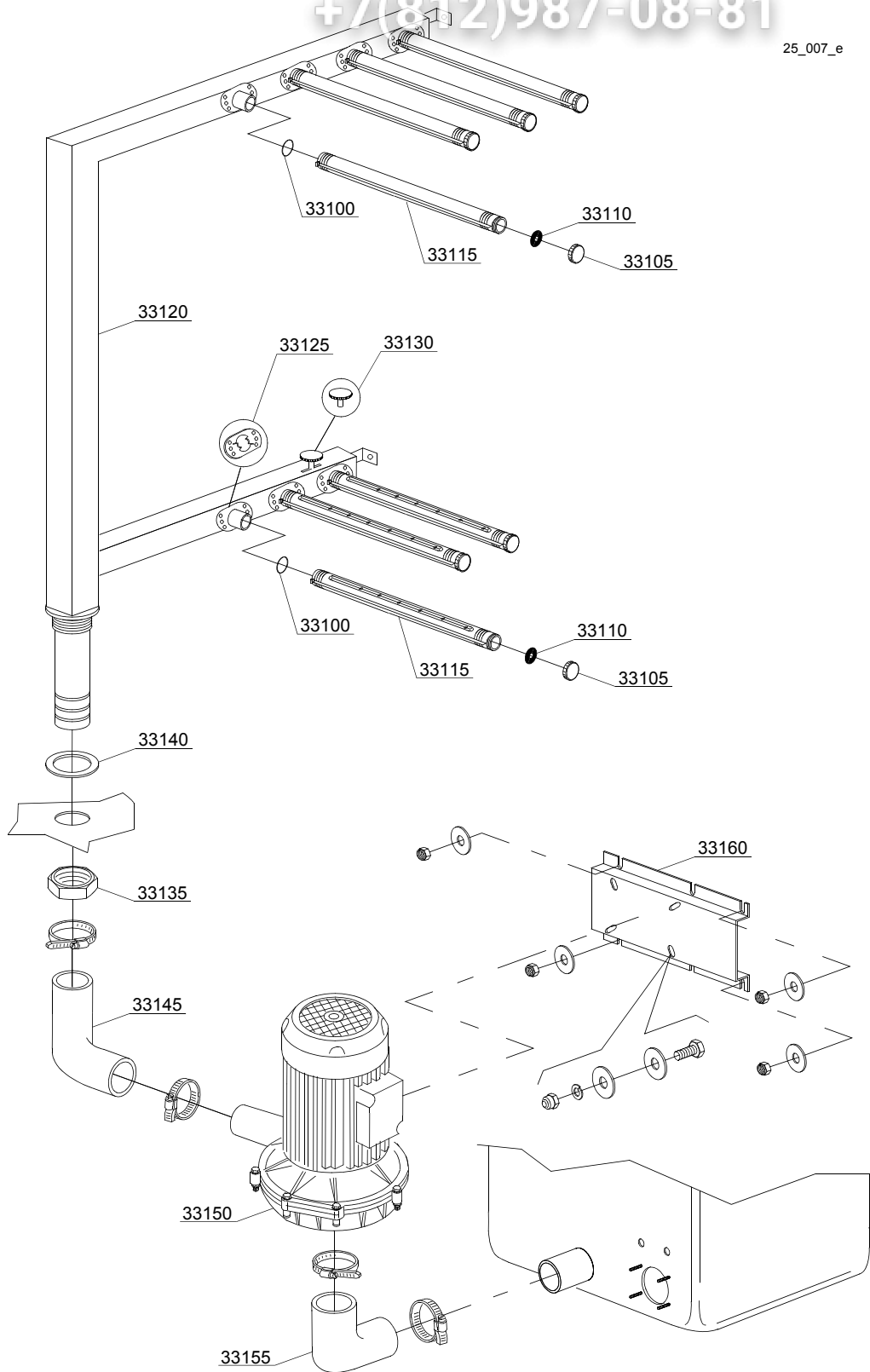


ID	P-code	SN from	SN to	Mod.	Acces	Volt	Description
Module: Washing components 4+3							
14200	13028		-	em,e,uw			O-ring 3,6x30,8x38 R-23
14205	80304		-	em,e,uw			Arm plug
14210	80305		-	em,e,uw			Gasket
14215	3004147		-	em,e,uw			Wash arm
14220	3004149		-	em,e,uw			Right wash ramp
14220	3004150		-	em,e,uw			Left wash ramp
14230	3004148		-	em,e,uw			Arm connection flange
14235	3004146		-	em,e,uw			Water flow adjuster
14240	10600012		-	em,e,uw			Flat nut
14245	10200173/A		-	em,e,uw			Gasket 75x58x3
14250	3004025		-	em,e,uw			Elbow coupling press.
14255	22037		-	em,e,uw		A	Pump 1.5 kW
14255	22037/3		-	em,e,uw		H	Pump 1.5 kW - 60 Hz
14260	3002020		-	em,e,uw			Suction elbow coupling
14265	3009148		-	em,e,uw			Pump support

em=ELECTROMECHANICAL SWITCHES, e=ELECTRONICAL SWITCHES, uw=LOWER AND UPPER WASHER
25=25

hr=HEAT RECOVERY - TR98, hp=HEAT PUMP - TR99, sc9=STEAM CONDENSER - LC 91, csa=CONVEYOR SPEED
ADJUSTING - LC 101, 972=90°MOTORIZED CHAIN CONVEYOR - LC 97/2, 973=180°MOTORIZED CHAIN CON-
VEYOR - LC 97/3, 974=DRYER WITH 90° MOTORIZED CHAIN CONVEYOR - LC 97/4, 975=DRYER WITH 180° MO-
TORIZED CHAIN CONVEYOR - LC 97/5, d9=DRYER - LC 90, d92=DRYER - LC 90/2, d929=DRYER - LC 90/900,
cw=ADDITIONAL BOILER FOR COLD WATER SUPPLY, dvgw=DVGW VALVE SYSTEM, des=DETERGENT ECON-
OMIZER SYSTEM, szc9=SPLASH ZONE WITH CILINDER - LC 94, ti=TANK INSULATION, ds=DOUBLE SKIN,
bp=BOOSTER PUMP, sdn3=DISPENSER SYSTEM SDN-3, 98=ANGLE LOADING TABLE - LC 98

A=3/N/PE~380-400V 50-60Hz, D=3/PE~200-210V 50-60Hz, F=2/PE~220-240V 50-60Hz, G=3/N/PE~415V 50-60Hz,
H=3/PE~220-230V 50-60Hz, K=3/PE~380-400V 50-60Hz, L=3/PE~415V 50-60Hz, M=3/PE~440V 60Hz, P=1/N/PE~220-
230V 50-60Hz, R=2/PE~220-240V 50-60Hz, U=1/N/PE~240V 50-60Hz, V=3/PE~240V 50-60Hz, W=1/N/PE~100-110V
50-60Hz

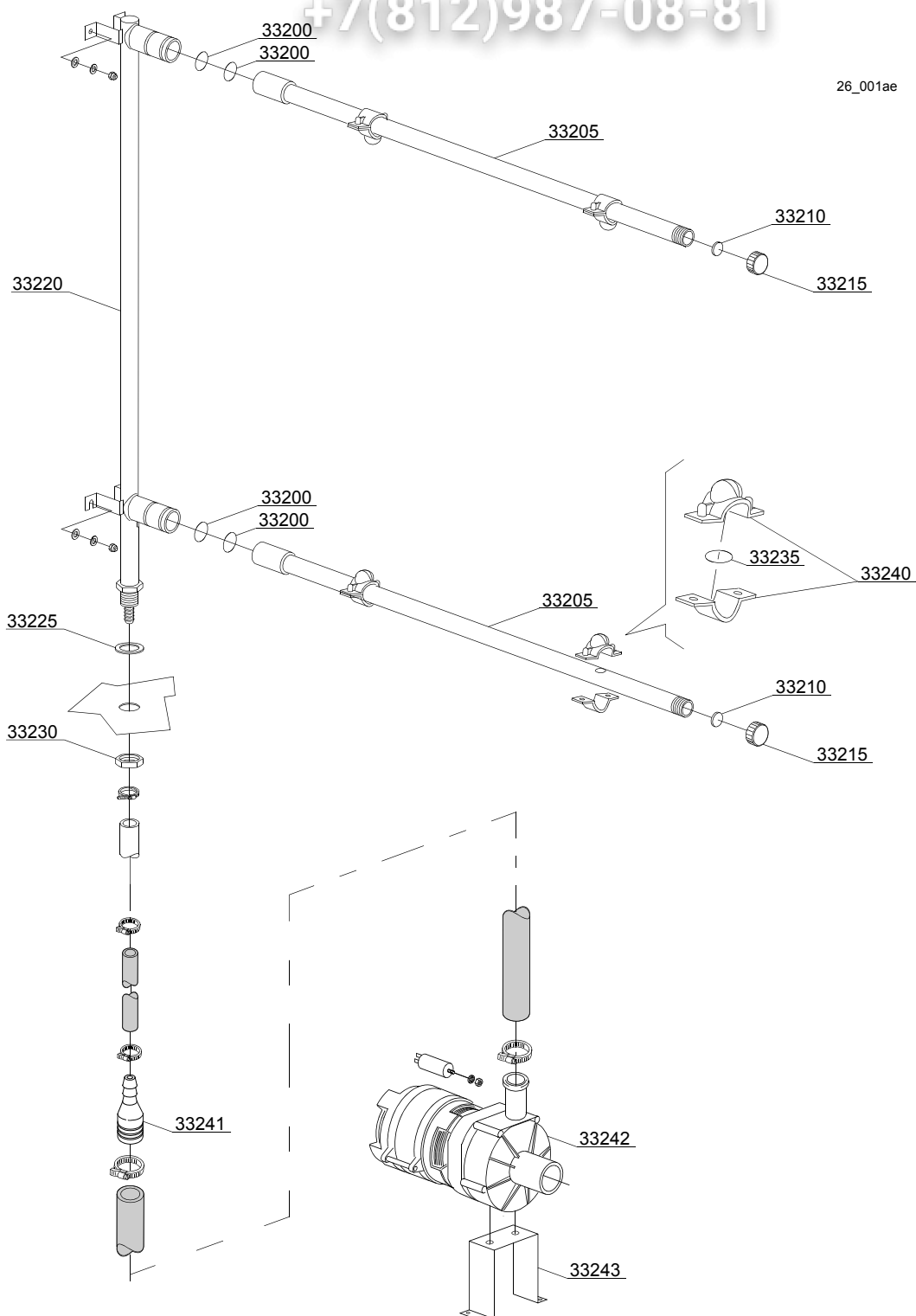


ID	P-code	SN from	SN to	Mod.	Acces	Volt	Description
Module: Washing components 4+3							
33100	13028		-	em,e,uw			O-ring 3,6x30,8x38 R-23
33105	80304		-	em,e,uw			Arm plug
33110	80305		-	em,e,uw			Gasket
33115	3004147		-	em,e,uw			Wash arm
33120	3004174		-	em,e,uw			Right wash ramp [mod 220,310,330,510]
33120	3004175		-	em,e,uw			Left wash ramp [mod 220,310,330,510]
33125	3004148		-	em,e,uw			Arm connection flange
33130	3004146		-	em,e,uw			Water flow adjuster
33135	10600012		-	em,e,uw			Flat nut
33140	10200173/A		-	em,e,uw			Gasket 75x58x3
33145	3004025		-	em,e,uw			Elbow coupling press.
33150	22037		-	em,e,uw			Pump 1.5 kW
33150	22037/3		-	em,e,uw		A	Pump 1.5 kW - 60 Hz
33155	3002020		-	em,e,uw		H	Pump support
33160	3009148		-	em,e,uw			Suction elbow coupling

em=ELECTROMECHANICAL SWITCHES, e=ELECTRONICAL SWITCHES, uw=LOWER AND UPPER WASHER
25=25

hr=HEAT RECOVERY - TR98, hp=HEAT PUMP - TR99, sc9=STEAM CONDENSER - LC 91, csa=CONVEYOR SPEED
ADJUSTING - LC 101, 972=90°MOTORIZED CHAIN CONVEYOR - LC 97/2, 973=180°MOTORIZED CHAIN CON-
VEYOR - LC 97/3, 974=DRYER WITH 90° MOTORIZED CHAIN CONVEYOR - LC 97/4, 975=DRYER WITH 180° MO-
TORIZED CHAIN CONVEYOR - LC 97/5, d9=DRYER - LC 90, d92=DRYER - LC 90/2, d929=DRYER - LC 90/900,
cw=ADDITIONAL BOILER FOR COLD WATER SUPPLY, dvgw=DVGW VALVE SYSTEM, des=DETERGENT ECON-
OMIZER SYSTEM, szc9=SPLASH ZONE WITH CILINDER - LC 94, ti=TANK INSULATION, ds=DOUBLE SKIN,
bp=BOOSTER PUMP, sdn3=DISPENSER SYSTEM SDN-3, 98=ANGLE LOADING TABLE - LC 98

A=3/N/PE~380-400V 50-60Hz, D=3/PE~200-210V 50-60Hz, F=2/PE~220-240V 50-60Hz, G=3/N/PE~415V 50-60Hz,
H=3/PE~220-230V 50-60Hz, K=3/PE~380-400V 50-60Hz, L=3/PE~415V 50-60Hz, M=3/PE~440V 60Hz, P=1/N/PE~220-
230V 50-60Hz, R=2/PE~220-240V 50-60Hz, U=1/N/PE~240V 50-60Hz, V=3/PE~240V 50-60Hz, W=1/N/PE~100-110V
50-60Hz



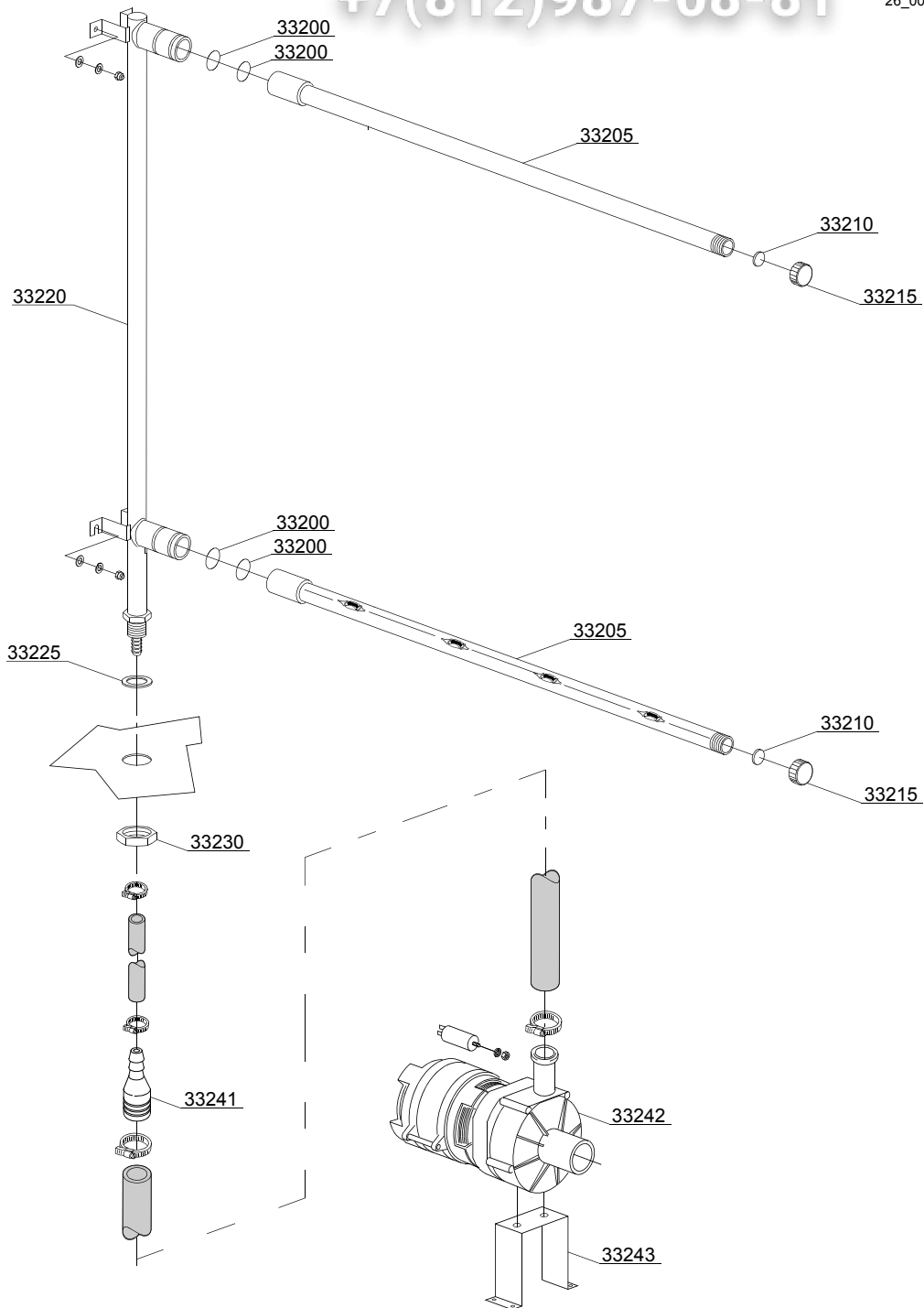
vsezip.ru

ID	P-code	SN from	SN to	Mod.	Acces.	Volt	Description
Module:Prerinsing components							
33200	13025		-	em,e,uw			O-ring 2081
33205	3003903		-	em,e,uw			Prewashing arm 2 nozzle
33210	2002051		-	em,e,uw			Gasket EPDM 17.5x1.5
33215	2002054		-	em,e,uw			Plug for arm
33220	3003949		-	em,e,uw			Prerinsing ramp [mod 220,240,310,330,510]
33225	13326		-	em,e,uw			Gasket 38x27x2
33230	2200103		-	em,e,uw			Nut
33235	13009		-	em,e,uw			O-ring 2050
33240	10746/A		-	em,e,uw			Nozzle pre-rinsing
33241	3003063		-	em,e,uw			Reducer
33242	10501/C		-	em,e,uw			Prerinsing pump 100W
33243	3000318		-	em,e,uw			Support pump (Module double rinsing)

em=ELECTROMECHANICAL SWITCHES, e=ELECTRONICAL SWITCHES, uw=LOWER AND UPPER WASHER
25=25

hr=HEAT RECOVERY - TR98, hp=HEAT PUMP - TR99, sc9=STEAM CONDENSER - LC 91, csa=CONVEYOR SPEED
ADJUSTING - LC 101, 972=90°MOTORIZED CHAIN CONVEYOR - LC 97/2, 973=180°MOTORIZED CHAIN CON-
VEYOR - LC 97/3, 974=DRYER WITH 90° MOTORIZED CHAIN CONVEYOR - LC 97/4, 975=DRYER WITH 180° MO-
TORIZED CHAIN CONVEYOR - LC 97/5, d9=DRYER - LC 90, d92=DRYER - LC 90/2, d929=DRYER - LC 90/900,
cw=ADDITIONAL BOILER FOR COLD WATER SUPPLY, dvgw=DVGW VALVE SYSTEM, des=DETERGENT ECON-
OMIZER SYSTEM, szc9=SPLASH ZONE WITH CILINDER - LC 94, ti=TANK INSULATION, ds=DOUBLE SKIN,
bp=BOOSTER PUMP, sdn3=DISPENSER SYSTEM SDN-3, 98=ANGLE LOADING TABLE - LC 98

A=3/N/PE~380-400V 50-60Hz, D=3/PE~200-210V 50-60Hz, F=2/PE~220-240V 50-60Hz, G=3/N/PE~415V 50-60Hz,
H=3/PE~220-230V 50-60Hz, K=3/PE~380-400V 50-60Hz, L=3/PE~415V 50-60Hz, M=3/PE~440V 60Hz, P=1/N/PE~220-
230V 50-60Hz, R=2/PE~220-240V 50-60Hz, U=1/N/PE~240V 50-60Hz, V=3/PE~240V 50-60Hz, W=1/N/PE~100-110V
50-60Hz

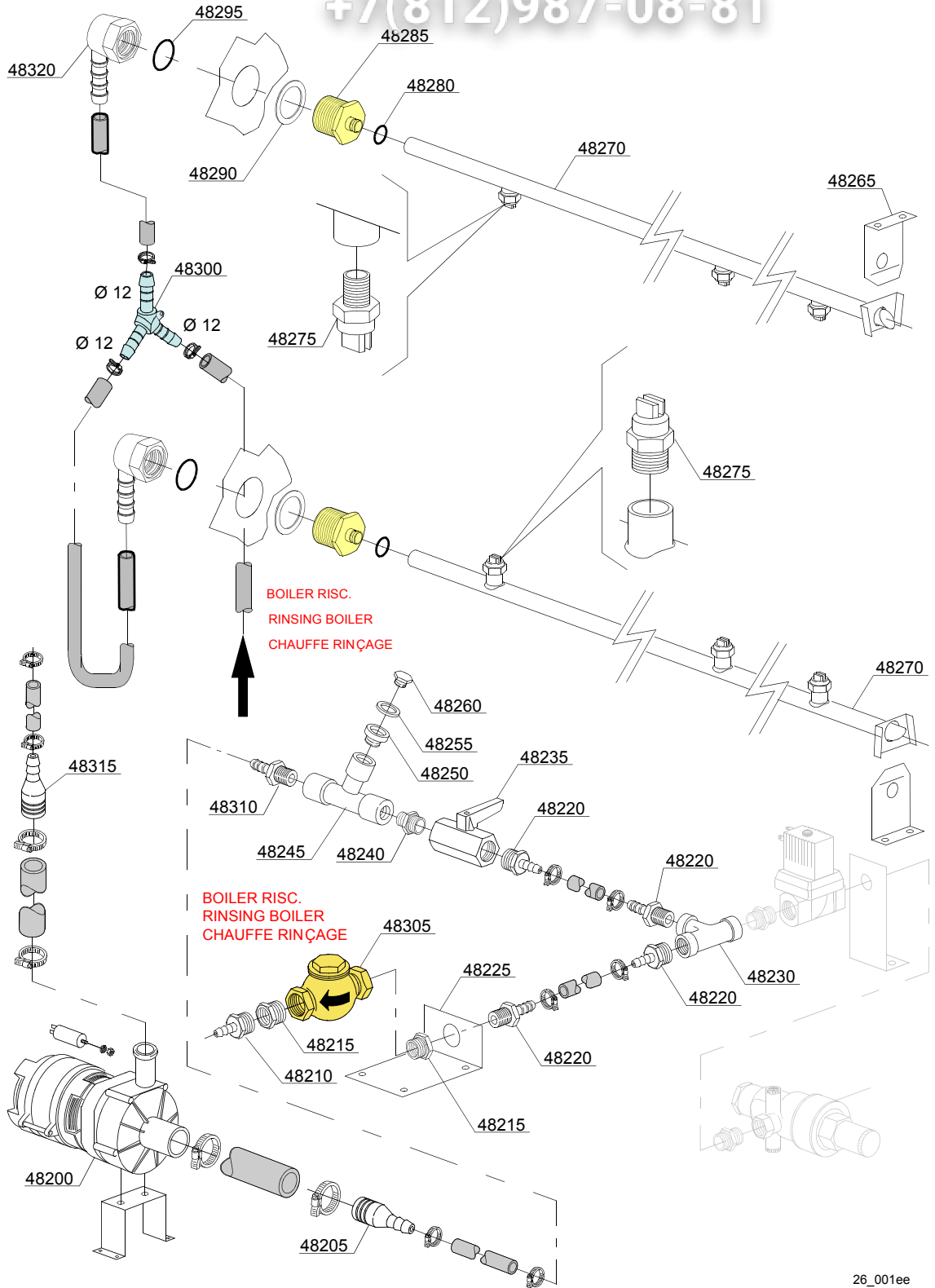


ID	P-code	SN from	SN to	Mod	Acces.	Volt	Description
Module:Prerinsing components							
33200	13025		-	em,e,uw			O-ring 2081
33205	3020102		-	em,e,uw			Prewashing arm 4 nozzle
33210	2002051		-	em,e,uw			Gasket EPDM 17.5x1.5
33215	2002054		-	em,e,uw			Plug for arm
33220	3003949		-	em,e,uw			Prerinsing ramp [mod 220,240,310,330,510]
33225	13326		-	em,e,uw			Gasket 38x27x2
33230	2200103		-	em,e,uw			Nut
33241	3003063		-	em,e,uw			Reducer
33242	10501/C		-	em,e,uw			Prerinsing pump 100W
33243	3000318		-	em,e,uw			Support pump (Module double rinsing)

em=ELECTROMECHANICAL SWITCHES, e=ELECTRONICAL SWITCHES, uw=LOWER AND UPPER WASHER
25=25

hr=HEAT RECOVERY - TR98, hp=HEAT PUMP - TR99, sc9=STEAM CONDENSER - LC 91, csa=CONVEYOR SPEED
ADJUSTING - LC 101, 972=90°MOTORIZED CHAIN CONVEYOR - LC 97/2, 973=180°MOTORIZED CHAIN CON-
VEYOR - LC 97/3, 974=DRYER WITH 90° MOTORIZED CHAIN CONVEYOR - LC 97/4, 975=DRYER WITH 180° MO-
TORIZED CHAIN CONVEYOR - LC 97/5, d9=DRYER - LC 90, d92=DRYER - LC 90/2, d929=DRYER - LC 90/900,
cw=ADDITIONAL BOILER FOR COLD WATER SUPPLY, dvgw=DVGW VALVE SYSTEM, des=DETERGENT ECON-
OMIZER SYSTEM, szc9=SPLASH ZONE WITH CILINDER - LC 94, ti=TANK INSULATION, ds=DOUBLE SKIN,
bp=BOOSTER PUMP, sdn3=DISPENSER SYSTEM SDN-3, 98=ANGLE LOADING TABLE - LC 98

A=3/N/PE~380-400V 50-60Hz, D=3/PE~200-210V 50-60Hz, F=2/PE~220-240V 50-60Hz, G=3/N/PE~415V 50-60Hz,
H=3/PE~220-230V 50-60Hz, K=3/PE~380-400V 50-60Hz, L=3/PE~415V 50-60Hz, M=3/PE~440V 60Hz, P=1/N/PE~220-
230V 50-60Hz, R=2/PE~220-240V 50-60Hz, U=1/N/PE~240V 50-60Hz, V=3/PE~240V 50-60Hz, W=1/N/PE~100-110V
50-60Hz



ID	P-code	SN from	SN to	Mod.	Acces	Volt	Description
Module: Third rinsing components							
48200	10501/C		-	em,e,uw			Pump 0,10 HP
48205	3003063		-	em,e,uw			Reducer
48210	12023		-	em,e,uw			1/2"Hose holder Ø 12/20
48215	12024		-	em,e,uw			3/4"M - 1/2"F Reduction nipples
48220	12023		-	em,e,uw			1/2"Hose holder Ø 12/20
48225	3009439		-	em,e,uw			Valve support
48230	12028		-	em,e,uw			"T" pipe 1/2" F-F-F
48235	3002140		-	em,e,uw			Tap 1/2" F-F
48240	12033		-	em,e,uw			Pipe 1/4" M - 1/2"
48245	12008		-	em,e,uw		A	Pipe 1/4" F-F-F
48250	12032		-	em,e,uw			Reduction 1/8"F - 1/4"M
48255	13309		-	em,e,uw			Ø 10x14x1,5 Gasket
48260	12002		-	em,e,uw			Plug 1/8"M
48265	3003905		-	em,e,uw			Support rinsing arm
48270	3003124		-	em,e,uw			Rinsing arm 3 nozzle
48275	2200119		-	em,e,uw			Inox rinsing nozzle (1/8C2-01/110°)
48280	13025		-	em,e,uw			O-ring Gasket 2081
48285	3003125		-	em,e,uw			Rinsing graft arm
48290	3009387		-	em,e,uw			12/10 Metal plain washer
48295	3003130		-	em,e,uw			OR gasket 123 NBR
48300	540091		-	em,e,uw			"Y" Axis rinsing
48305	3002115		-	em,e,uw			Undirectional valve 3/4"
48310	12005		-	em,e,uw			1/4"G Hose holder (OT - NI) Ø 12
48315	3003063		-	em,e,uw			Reducer
48320	3003129		-	em,e,uw			3/8"G Rubber holder elbow

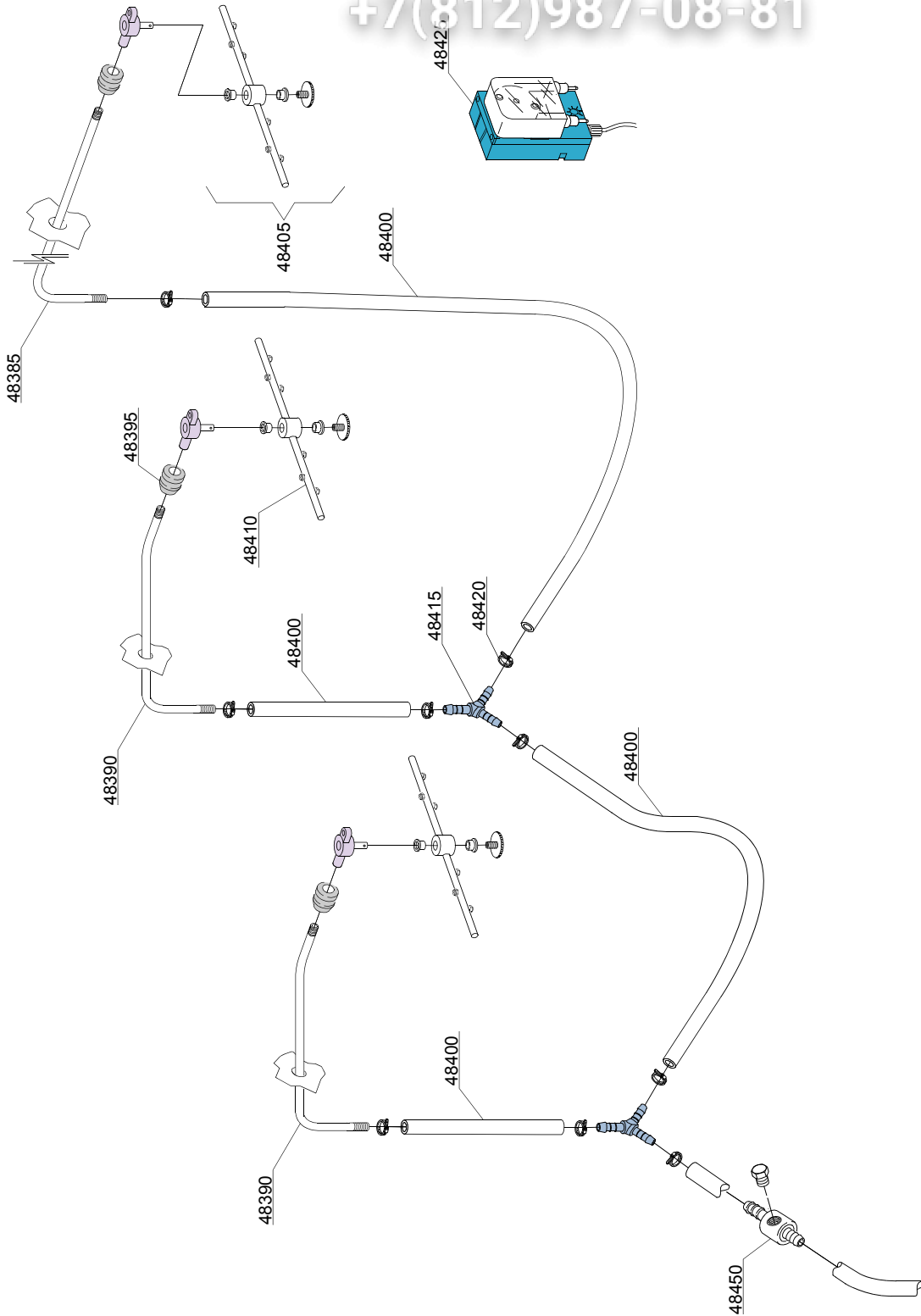
em=ELECTROMECHANICAL SWITCHES, e=ELECTRONICAL SWITCHES, uw=LOWER AND UPPER WASHER
25=25

hr=HEAT RECOVERY - TR98, hp=HEAT PUMP - TR99, sc9=STEAM CONDENSER - LC 91, csa=CONVEYOR SPEED ADJUSTING - LC 101, 972=90°MOTORIZED CHAIN CONVEYOR - LC 97/2, 973=180°MOTORIZED CHAIN CONVEYOR - LC 97/3, 974=DRYER WITH 90° MOTORIZED CHAIN CONVEYOR - LC 97/4, 975=DRYER WITH 180° MOTORIZED CHAIN CONVEYOR - LC 97/5, d9=DRYER - LC 90, d92=DRYER - LC 90/2, d929=DRYER - LC 90/900, cw=ADDITIONAL BOILER FOR COLD WATER SUPPLY, dvgw=DVGW VALVE SYSTEM, des=DETERGENT ECONOMIZER SYSTEM, szc9=SPLASH ZONE WITH CILINDER - LC 94, ti=TANK INSULATION, ds=DOUBLE SKIN, bp=BOOSTER PUMP, sdn3=DISPENSER SYSTEM SDN-3, 98=ANGLE LOADING TABLE - LC 98

A=3/N/PE~380-400V 50-60Hz, D=3/PE~200-210V 50-60Hz, F=2/PE~220-240V 50-60Hz, G=3/N/PE~415V 50-60Hz, H=3/PE~220-230V 50-60Hz, K=3/PE~380-400V 50-60Hz, L=3/PE~415V 50-60Hz, M=3/PE~440V 60Hz, P=1/N/PE~220-230V 50-60Hz, R=2/PE~220-240V 50-60Hz, U=1/N/PE~240V 50-60Hz, V=3/PE~240V 50-60Hz, W=1/N/PE~100-110V 50-60Hz

vsezip.ru

+7(812)987-08-81

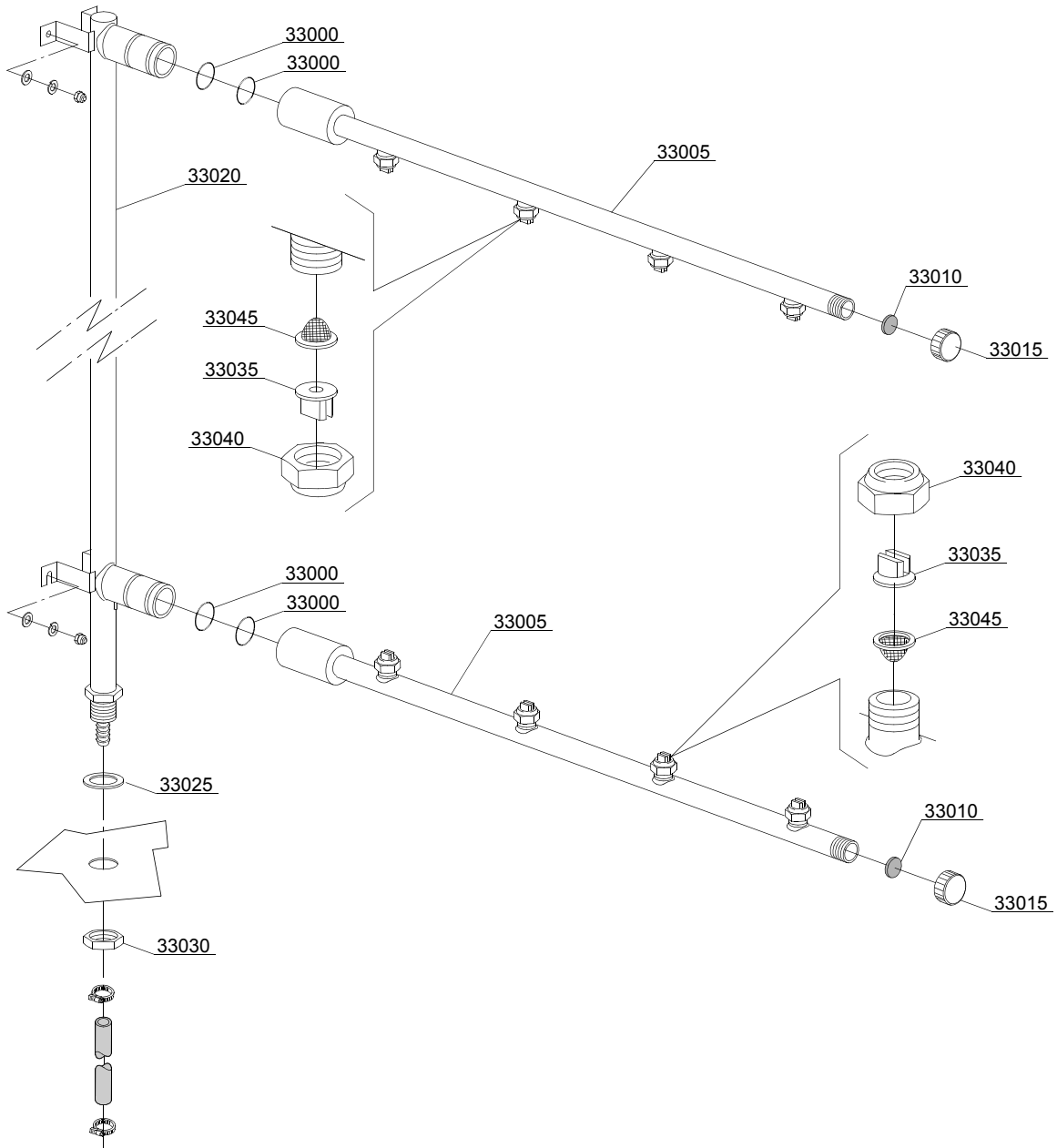


26_002xe

ID	P-code	SN from	SN to	Mod	Acces.	Volt	Description
Module: System components sanitization							
48385	391065		-	em,e,uw			Rinse sanitization
48390	392045		-	em,e,uw			Rinse sanitization DX
48390	392046		-	em,e,uw			Rinse sanitization SX
48395	13304		-	em,e,uw			Pipe pas O-ring
48400	14506		-	em,e,uw			EPDM Ø10x17 rubber pipe
48405	75918		-	em,e,uw			Rotor sanitization group
48410	391066		-	em,e,uw			Sanitization rotor
48415	540090		-	em,e,uw			Ø 10 Plastic 3 ways connection
48420	11800		-	em,e,uw			8/16 Clamp
48425	391067		-	em,e,uw			Dosing sanitization system 220/50 3L/H
48450	3003906		-	em,e,uw			Sanitization connection

em=ELECTROMECHANICAL SWITCHES, e=ELECTRONICAL SWITCHES, uw=LOWER AND UPPER WASHER
25=25

hr=HEAT RECOVERY - TR98, hp=HEAT PUMP - TR99, sc9=STEAM CONDENSER - LC 91, csa=CONVEYOR SPEED ADJUSTING - LC 101, 972=90°MOTORIZED CHAIN CONVEYOR - LC 97/2, 973=180°MOTORIZED CHAIN CONVEYOR - LC 97/3, 974=DRYER WITH 90° MOTORIZED CHAIN CONVEYOR - LC 97/4, 975=DRYER WITH 180° MOTORIZED CHAIN CONVEYOR - LC 97/5, d9=DRYER - LC 90, d92=DRYER - LC 90/2, d929=DRYER - LC 90/900, cw=ADDITIONAL BOILER FOR COLD WATER SUPPLY, dvgw=DVGW VALVE SYSTEM, des=DETERGENT ECONOMIZER SYSTEM, szc9=SPLASH ZONE WITH CILINDER - LC 94, ti=TANK INSULATION, ds=DOUBLE SKIN, bp=BOOSTER PUMP, sdn3=DISPENSER SYSTEM SDN-3, 98=ANGLE LOADING TABLE - LC 98
A=3/N/PE~380-400V 50-60Hz, D=3/PE~200-210V 50-60Hz, F=2/PE~220-240V 50-60Hz, G=3/N/PE~415V 50-60Hz, H=3/PE~220-230V 50-60Hz, K=3/PE~380-400V 50-60Hz, L=3/PE~415V 50-60Hz, M=3/PE~440V 60Hz, P=1/N/PE~220-230V 50-60Hz, R=2/PE~220-240V 50-60Hz, U=1/N/PE~240V 50-60Hz, V=3/PE~240V 50-60Hz, W=1/N/PE~100-110V 50-60Hz

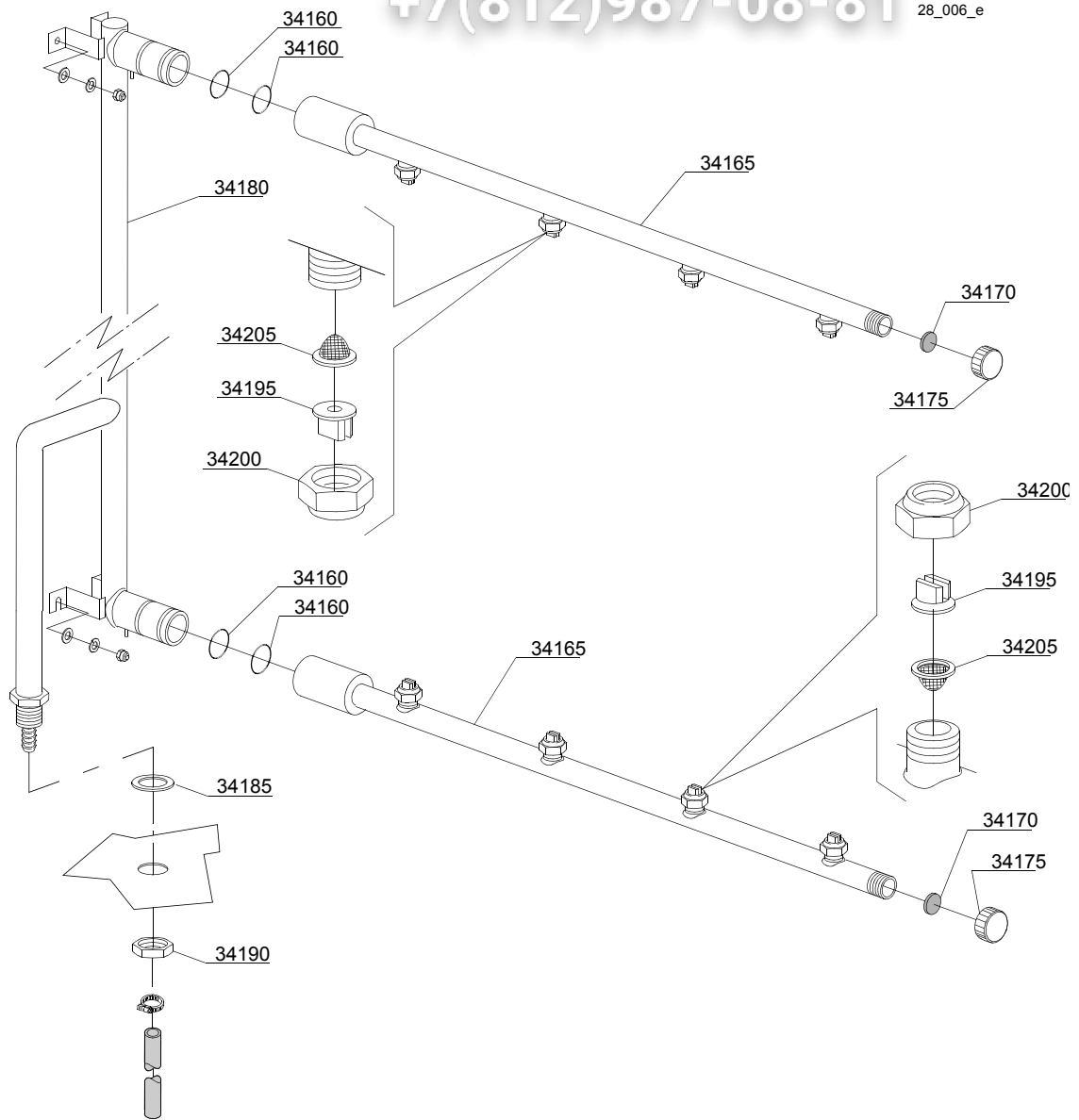


ID	P-code	SN from	SN to	Mod.	Acces.	Volt	Description
Module:Rinsing components							
33000	13025		-	em,e,uw			O-ring 2081
33005	3003080		-	em,e,uw			Rinsing arm 4 nozzle
33010	2002051		-	em,e,uw			Gasket EPDM 17.5x1.5
33015	2002054		-	em,e,uw			Plug for arm
33020	3003954		-	em,e,uw			Rinsing ramp [mod 220,240,310,330,510]
33025	13326		-	em,e,uw			Gasket 38x27x2
33030	2200103		-	em,e,uw			Nut
33035	2200114		-	em,e,uw			Nozzle
33040	2200116		-	em,e,uw			Nut
33045	2200117		-	em,e,uw			Filter

em=ELECTROMECHANICAL SWITCHES, e=ELECTRONICAL SWITCHES, uw=LOWER AND UPPER WASHER
25=25

hr=HEAT RECOVERY - TR98, hp=HEAT PUMP - TR99, sc9=STEAM CONDENSER - LC 91, csa=CONVEYOR SPEED
ADJUSTING - LC 101, 972=90°MOTORIZED CHAIN CONVEYOR - LC 97/2, 973=180°MOTORIZED CHAIN CON-
VEYOR - LC 97/3, 974=DRYER WITH 90° MOTORIZED CHAIN CONVEYOR - LC 97/4, 975=DRYER WITH 180° MO-
TORIZED CHAIN CONVEYOR - LC 97/5, d9=DRYER - LC 90, d92=DRYER - LC 90/2, d929=DRYER - LC 90/900,
cw=ADDITIONAL BOILER FOR COLD WATER SUPPLY, dvgw=DVGW VALVE SYSTEM, des=DETERGENT ECON-
OMIZER SYSTEM, szc9=SPLASH ZONE WITH CILINDER - LC 94, ti=TANK INSULATION, ds=DOUBLE SKIN,
bp=BOOSTER PUMP, sdn3=DISPENSER SYSTEM SDN-3, 98=ANGLE LOADING TABLE - LC 98

A=3/N/PE~380-400V 50-60Hz, D=3/PE~200-210V 50-60Hz, F=2/PE~220-240V 50-60Hz, G=3/N/PE~415V 50-60Hz,
H=3/PE~220-230V 50-60Hz, K=3/PE~380-400V 50-60Hz, L=3/PE~415V 50-60Hz, M=3/PE~440V 60Hz, P=1/N/PE~220-
230V 50-60Hz, R=2/PE~220-240V 50-60Hz, U=1/N/PE~240V 50-60Hz, V=3/PE~240V 50-60Hz, W=1/N/PE~100-110V
50-60Hz

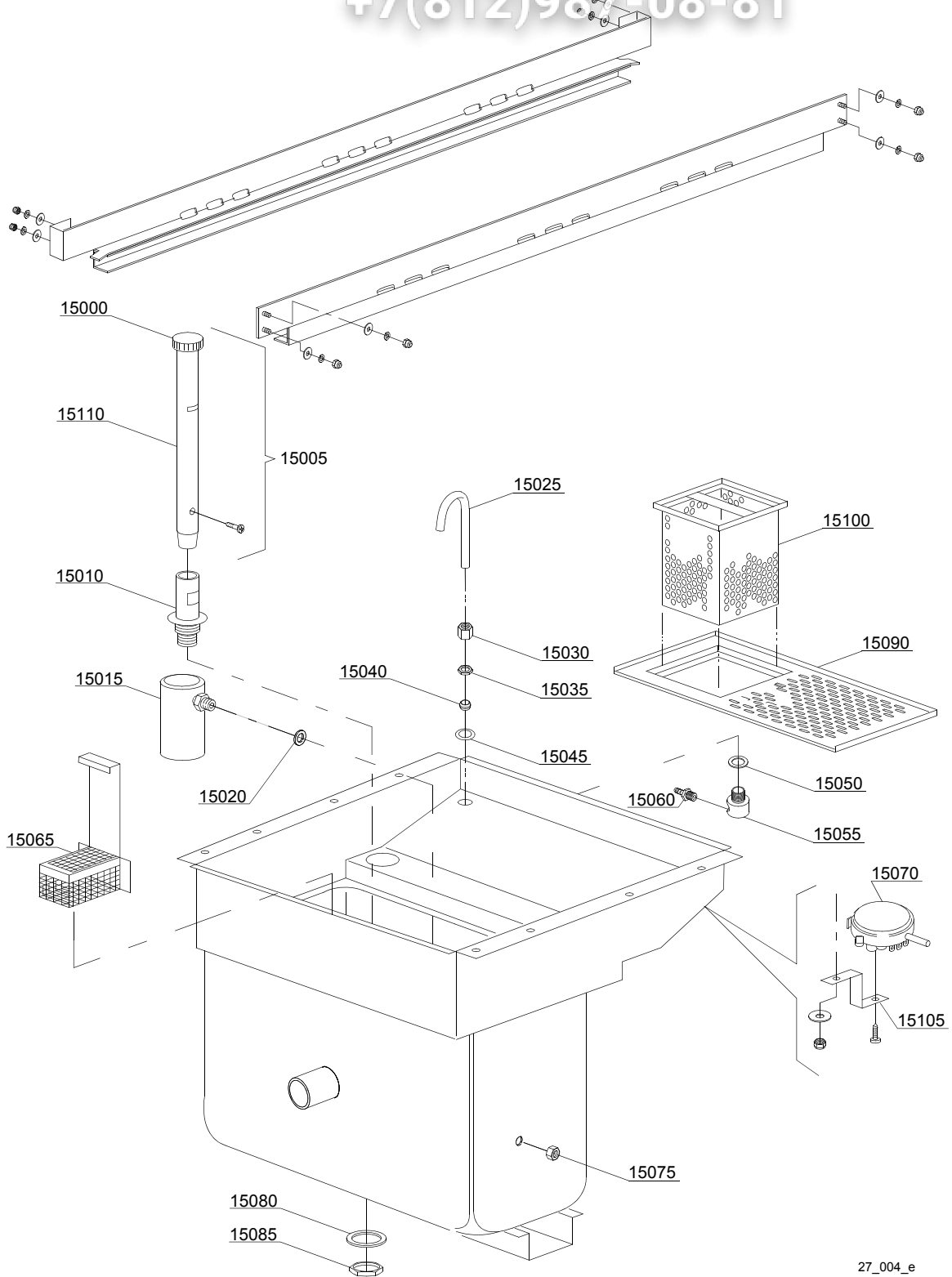


ID	P-code	SN from	SN to	Mod.	Acces	Volt	Description
Module:Rinsing components							
34160	13025		-	em,uw			O-ring 2081
34165	3003080		-	em,uw			Rinsing arm 4 nozzle
34170	2002051		-	em,uw			Gasket EPDM 17.5x1.5
34175	2002054		-	em,uw			Plug for arm
34180	3003962/A		-	em,uw			Rinsing ramp
34185	13326		-	em,uw			Gasket 38x27x2
34190	2200103		-	em,uw			3/4 Esa.32x8 Nut
34195	2200118		-	em,uw			Inox nozzle TC1-04/50°
34200	2200116		-	em,uw			Nut
34205	2200117		-	em,uw			Filter

em=ELECTROMECHANICAL SWITCHES, e=ELECTRONICAL SWITCHES, uw=LOWER AND UPPER WASHER
25=25

hr=HEAT RECOVERY - TR98, hp=HEAT PUMP - TR99, sc9=STEAM CONDENSER - LC 91, csa=CONVEYOR SPEED
ADJUSTING - LC 101, 972=90°MOTORIZED CHAIN CONVEYOR - LC 97/2, 973=180°MOTORIZED CHAIN CON-
VEYOR - LC 97/3, 974=DRYER WITH 90° MOTORIZED CHAIN CONVEYOR - LC 97/4, 975=DRYER WITH 180° MO-
TORIZED CHAIN CONVEYOR - LC 97/5, d9=DRYER - LC 90, d92=DRYER - LC 90/2, d929=DRYER - LC 90/900,
cw=ADDITIONAL BOILER FOR COLD WATER SUPPLY, dvgw=DVGW VALVE SYSTEM, des=DETERGENT ECON-
OMIZER SYSTEM, szc9=SPLASH ZONE WITH CILINDER - LC 94, ti=TANK INSULATION, ds=DOUBLE SKIN,
bp=BOOSTER PUMP, sdn3=DISPENSER SYSTEM SDN-3, 98=ANGLE LOADING TABLE - LC 98

A=3/N/PE~380-400V 50-60Hz, D=3/PE~200-210V 50-60Hz, F=2/PE~220-240V 50-60Hz, G=3/N/PE~415V 50-60Hz,
H=3/PE~220-230V 50-60Hz, K=3/PE~380-400V 50-60Hz, L=3/PE~415V 50-60Hz, M=3/PE~440V 60Hz, P=1/N/PE~220-
230V 50-60Hz, R=2/PE~220-240V 50-60Hz, U=1/N/PE~240V 50-60Hz, V=3/PE~240V 50-60Hz, W=1/N/PE~100-110V
50-60Hz



27_004_e

ID	P-code	SN from	SN to	Mod.	Acces	Volt	Description
Module: Internal components prewashing module 600							
15000	88105		-	em,e,uw			Overflow pipe plug
15005	3004100		-	em,e,uw			Overflow pipe assembly
15010	3004099		-	em,e,uw			Overflow device support
15015	80106		-	em,e,uw			Air trap
15020	13301		-	em,e,uw			Gasket ROLMART 14x8x1.5
15025	3004054		-	em,e,uw			Inlet pipe
15030	10600016		-	em,e,uw			Nut
15035	10200101		-	em,e,uw			Nut
15040	10200182		-	em,e,uw			Cone
15045	3009387		-	em,e,uw			Washer
15050	10200171		-	em,e,uw			Gasket FASIT 25x17x2
15055	80231		-	em,e,uw			Fitting
15060	12005		-	em,e,uw			Hose holder
15065	3019071		-	em,e,uw			Pump suction-filter
15070	88110		-	em,e,uw			Pressure switch (260-30)
15075	11702		-	em,e,uw			Nut
15080	10200173		-	em,e,uw			Gasket 75x58x3
15085	10600012		-	em,e,uw			Flat nut
15090	3009565		-	em,e,uw			Strainer plate left
15090	3009566		-	em,e,uw			Strainer plate right
15100	88302		-	em,e,uw			Scrap tray
15105	3009363		-	em,e,uw			Pressure switch support
15110	3004097		-	em,e,uw			Overflow pipe

em=ELECTROMECHANICAL SWITCHES, e=ELECTRONICAL SWITCHES, uw=LOWER AND UPPER WASHER
25=25

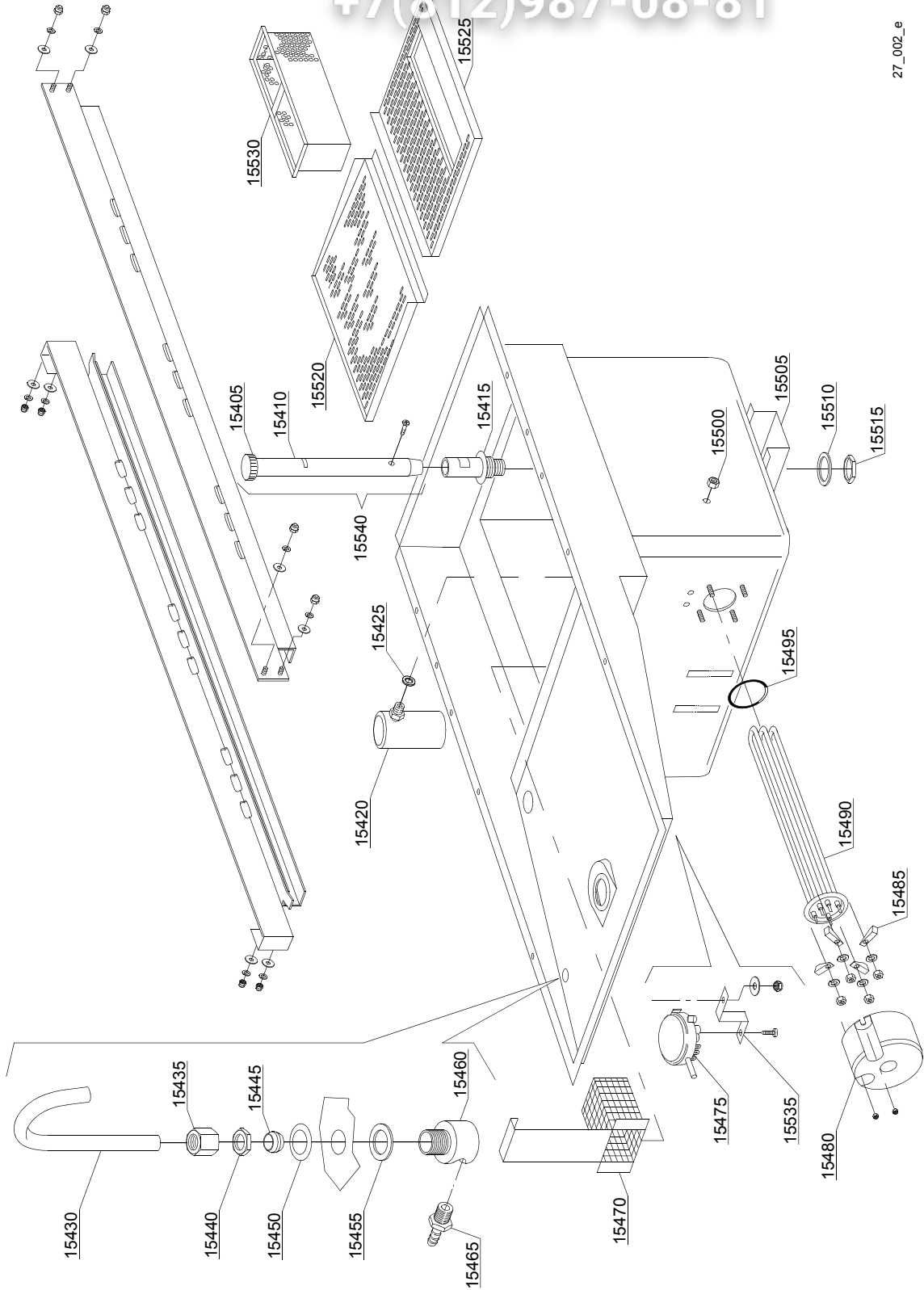
hr=HEAT RECOVERY - TR98, hp=HEAT PUMP - TR99, sc9=STEAM CONDENSER - LC 91, csa=CONVEYOR SPEED ADJUSTING - LC 101, 972=90°MOTORIZED CHAIN CONVEYOR - LC 97/2, 973=180°MOTORIZED CHAIN CONVEYOR - LC 97/3, 974=DRYER WITH 90° MOTORIZED CHAIN CONVEYOR - LC 97/4, 975=DRYER WITH 180° MOTORIZED CHAIN CONVEYOR - LC 97/5, d9=DRYER - LC 90, d92=DRYER - LC 90/2, d929=DRYER - LC 90/900, cw=ADDITIONAL BOILER FOR COLD WATER SUPPLY, dvgw=DVGW VALVE SYSTEM, des=DETERGENT ECONOMIZER SYSTEM, szc9=SPLASH ZONE WITH CILINDER - LC 94, ti=TANK INSULATION, ds=DOUBLE SKIN, bp=BOOSTER PUMP, sdn3=DISPENSER SYSTEM SDN-3, 98=ANGLE LOADING TABLE - LC 98

A=3/N/PE~380-400V 50-60Hz, D=3/PE~200-210V 50-60Hz, F=2/PE~220-240V 50-60Hz, G=3/N/PE~415V 50-60Hz, H=3/PE~220-230V 50-60Hz, K=3/PE~380-400V 50-60Hz, L=3/PE~415V 50-60Hz, M=3/PE~440V 60Hz, P=1/N/PE~220-230V 50-60Hz, R=2/PE~220-240V 50-60Hz, U=1/N/PE~240V 50-60Hz, V=3/PE~240V 50-60Hz, W=1/N/PE~100-110V 50-60Hz

vsezip.ru

+7(812)987-08-81

27_002_e



ID	P-code	SN from	SN to	Mod.	Acces	Volt	Description
Module: Internal components washing module 1300							
15405	88105		-	em,e,uw			Overflow pipe plug
15410	3004094		-	em,e,uw			Overflow pipe
15415	3004099		-	em,e,uw			Overflow device support
15420	80106		-	em,e,uw			Air trap
15425	13301		-	em,e,uw			Gasket ROLMART 14x8x1.5
15430	3004054		-	em,e,uw			Inlet pipe
15435	10600016		-	em,e,uw			Nut
15440	10200101		-	em,e,uw			Nut
15445	10200182		-	em,e,uw			Cone
15450	3009387		-	em,e,uw			Washer
15455	10200171		-	em,e,uw			Gasket FASIT 25x17x2
15460	80231		-	em,e,uw			Fitting
15465	12005		-	em,e,uw			Hose holder
15470	3019071		-	em,e,uw			Pump suction-filter
15475	88110		-	em,e,uw			Pressure switch (260-30)
15480	75311		-	em,e,uw			Heating element cover
15485	16045		-	em,e,uw			Heating element support Ø6.3
15490	30001011		-	em,e,uw		A	Heating element 9kW
15490	30001011/A		-	em,e,uw		A	Heating element 12kW
15490	30001011/B		-	em,e,uw		A	Heating element 14kW
15495	13015		-	em,e,uw			O-ring 160 (6225)
15500	11702		-	em,e,uw			Nut
15505	3009299		-	em,e,uw			Tank support
15510	10200173		-	em,e,uw			Gasket 75x58x3
15515	10600012		-	em,e,uw			Flat nut
15520	3009567		-	em,e,uw			Strainer plate, back
15525	3019074		-	em,e,uw			Strainer plate front
15530	3019065		-	em,e,uw			Scrap tray

em=ELECTROMECHANICAL SWITCHES, e=ELECTRONICAL SWITCHES, uw=LOWER AND UPPER WASHER
25=25

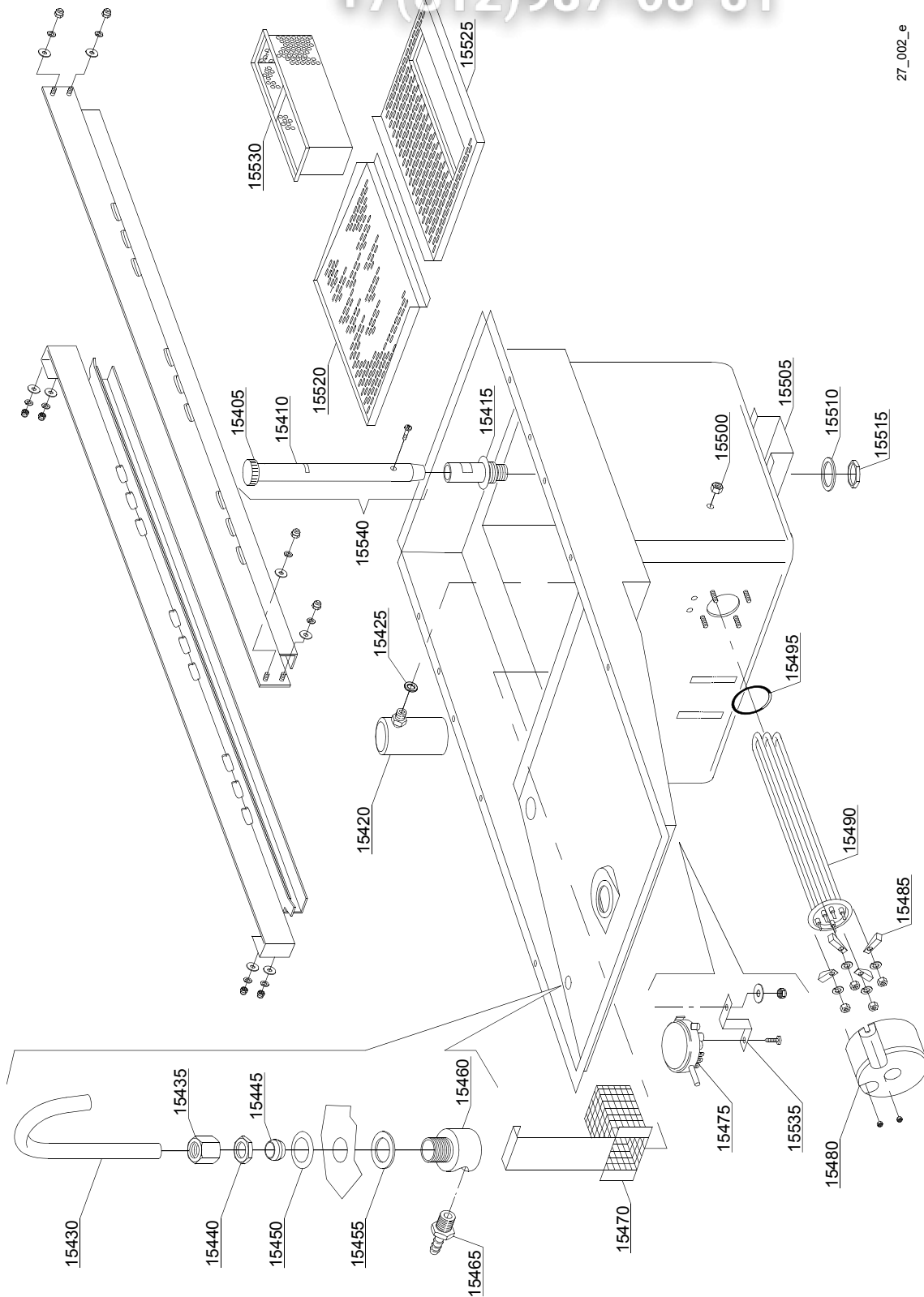
hr=HEAT RECOVERY - TR98, hp=HEAT PUMP - TR99, sc9=STEAM CONDENSER - LC 91, csa=CONVEYOR SPEED ADJUSTING - LC 101, 972=90°MOTORIZED CHAIN CONVEYOR - LC 97/2, 973=180°MOTORIZED CHAIN CONVEYOR - LC 97/3, 974=DRYER WITH 90° MOTORIZED CHAIN CONVEYOR - LC 97/4, 975=DRYER WITH 180° MOTORIZED CHAIN CONVEYOR - LC 97/5, d9=DRYER - LC 90, d92=DRYER - LC 90/2, d929=DRYER - LC 90/900, cw=ADDITIONAL BOILER FOR COLD WATER SUPPLY, dvgw=DVGW VALVE SYSTEM, des=DETERGENT ECONOMIZER SYSTEM, szc9=SPLASH ZONE WITH CILINDER - LC 94, ti=TANK INSULATION, ds=DOUBLE SKIN, bp=BOOSTER PUMP, sdn3=DISPENSER SYSTEM SDN-3, 98=ANGLE LOADING TABLE - LC 98

A=3/N/PE~380-400V 50-60Hz, D=3/PE~200-210V 50-60Hz, F=2/PE~220-240V 50-60Hz, G=3/N/PE~415V 50-60Hz, H=3/PE~220-230V 50-60Hz, K=3/PE~380-400V 50-60Hz, L=3/PE~415V 50-60Hz, M=3/PE~440V 60Hz, P=1/N/PE~220-230V 50-60Hz, R=2/PE~220-240V 50-60Hz, U=1/N/PE~240V 50-60Hz, V=3/PE~240V 50-60Hz, W=1/N/PE~100-110V 50-60Hz

vsezip.ru

+7(812)987-08-81

27_002_e



ID	P-code	SN from	SN to	Mod.	Acces	Volt	Description
Module: Internal components washing module 1300							
15535	3009363		-	em,e,uw			Pressure switch support
15540	3004101			em,e,uw			Overflow pipe assembly

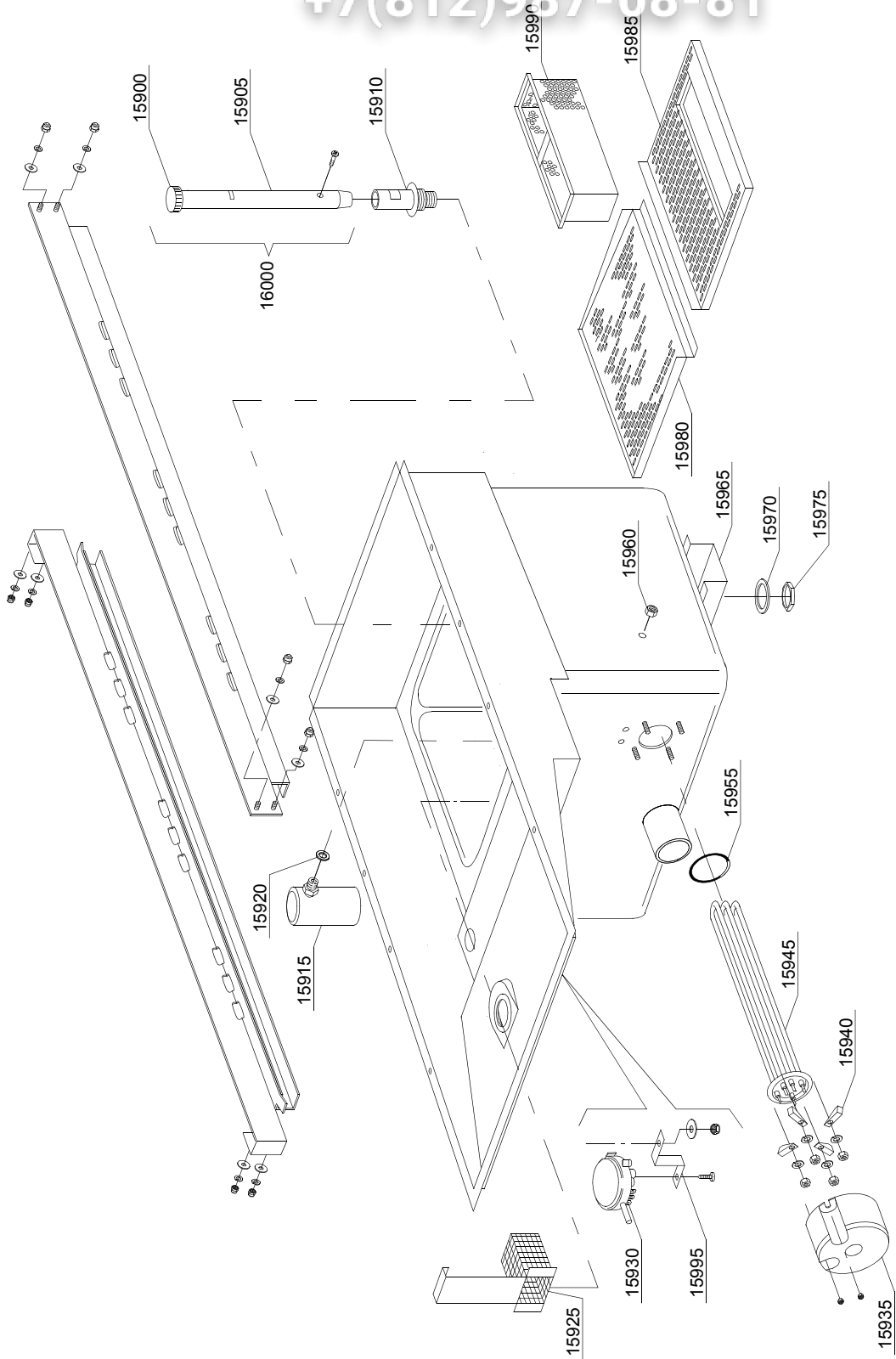
em=ELECTROMECHANICAL SWITCHES, e=ELECTRONICAL SWITCHES, uw=LOWER AND UPPER WASHER
25=25

hr=HEAT RECOVERY - TR98, hp=HEAT PUMP - TR99, sc9=STEAM CONDENSER - LC 91, csa=CONVEYOR SPEED
ADJUSTING - LC 101, 972=90°MOTORIZED CHAIN CONVEYOR - LC 97/2, 973=180°MOTORIZED CHAIN CON-
VEYOR - LC 97/3, 974=DRYER WITH 90° MOTORIZED CHAIN CONVEYOR - LC 97/4, 975=DRYER WITH 180° MO-
TORIZED CHAIN CONVEYOR - LC 97/5, d9=DRYER - LC 90, d92=DRYER - LC 90/2, d929=DRYER - LC 90/900,
cw=ADDITIONAL BOILER FOR COLD WATER SUPPLY, dvgw=DVGW VALVE SYSTEM, des=DETERGENT ECON-
OMIZER SYSTEM, szc9=SPLASH ZONE WITH CILINDER - LC 94, ti=TANK INSULATION, ds=DOUBLE SKIN,
bp=BOOSTER PUMP, sdn3=DISPENSER SYSTEM SDN-3, 98=ANGLE LOADING TABLE - LC 98

A=3/N/PE~380-400V 50-60Hz, D=3/PE~200-210V 50-60Hz, F=2/PE~220-240V 50-60Hz, G=3/N/PE~415V 50-60Hz,
H=3/PE~220-230V 50-60Hz, K=3/PE~380-400V 50-60Hz, L=3/PE~415V 50-60Hz, M=3/PE~440V 60Hz, P=1/N/PE~220-
230V 50-60Hz, R=2/PE~220-240V 50-60Hz, U=1/N/PE~240V 50-60Hz, V=3/PE~240V 50-60Hz, W=1/N/PE~100-110V
50-60Hz

vsezip.ru

+7(812)987-08-81



27_003_e

ID	P-code	SN from	SN to	Mod.	Acces	Volt	Description
Module: Internal components washing module 900							
15900	88105		-	em,e,uw			Overflow pipe plug
15910	3004099		-	em,e,uw			Overflow device support
15915	80106		-	em,e,uw			Air trap
15920	13301		-	em,e,uw			Gasket ROLMART 14x8x1.5
15925	3019071		-	em,e,uw			Pump suction-filter
15930	88110		-	em,e,uw			Pressure switch (260-30)
15935	75311		-	em,e,uw			Heating element cover
15940	16045		-	em,e,uw			Heating element support Ø6.3
15945	30001011		-	em,e,uw		A	Heating element 9kW
15945	30001011/A		-	em,e,uw		A	Heating element 12kW
15945	30001011/B		-	em,e,uw		A	Heating element 14kW
15955	13015		-	em,e,uw			O-ring 160 (6225)
15960	11702		-	em,e,uw			Nut
15965	3009299		-	em,e,uw			Tank support
15970	10200173		-	em,e,uw			Gasket 75x58x3
15975	10600012		-	em,e,uw			Flat nut
15980	3009567		-	em,e,uw			Strainer plate, back
15985	3019074		-	em,e,uw			Strainer plate front
15990	3019065		-	em,e,uw			Scrap tray
15995	3009363		-	em,e,uw			Pressure switch support
16000	3004101		-	em,e,uw			Overflow pipe assembly
16000	3004115		-	em,e,uw			Overflow pipe assembly

em=ELECTROMECHANICAL SWITCHES, e=ELECTRONICAL SWITCHES, uw=LOWER AND UPPER WASHER
25=25

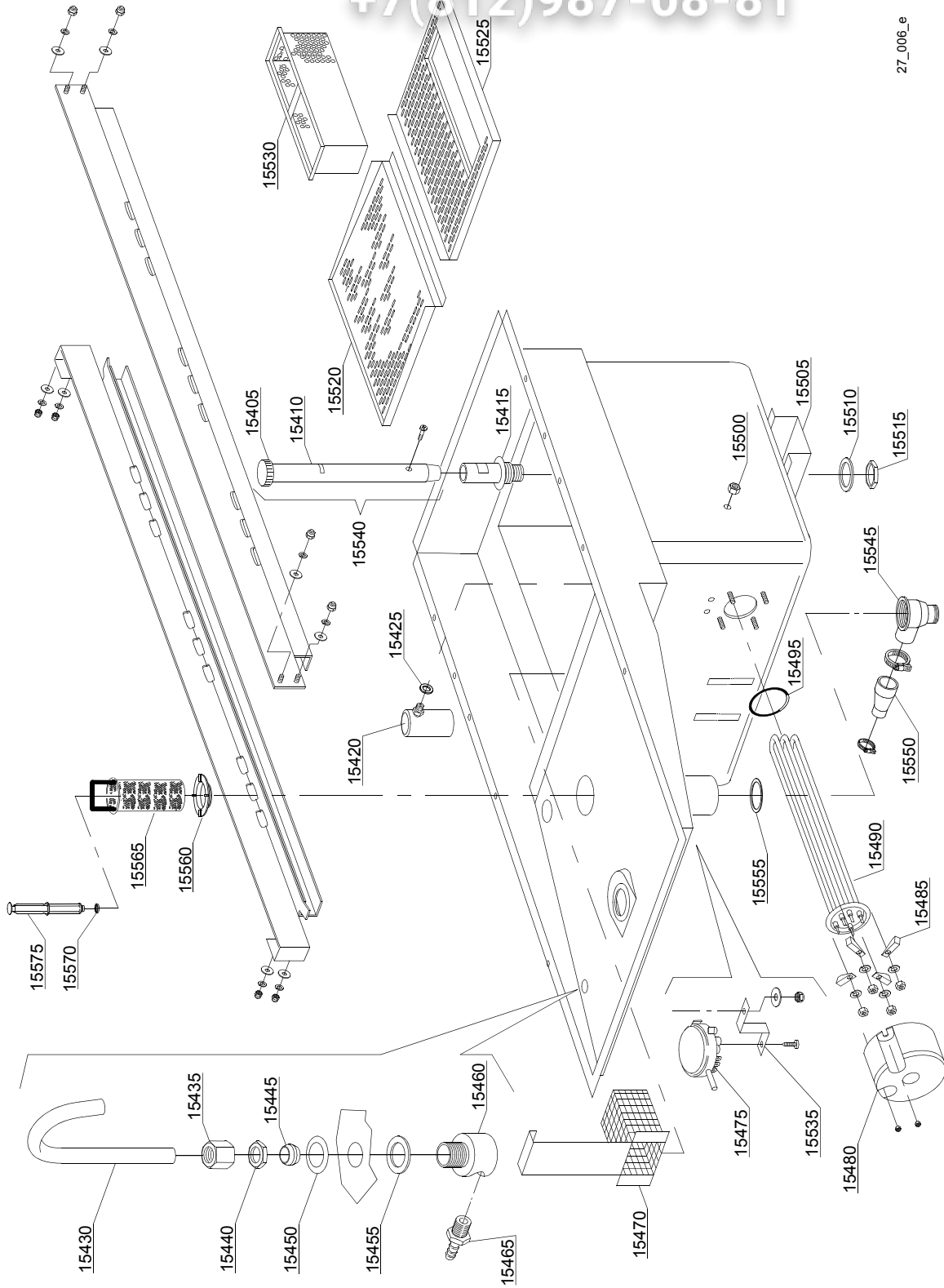
hr=HEAT RECOVERY - TR98, hp=HEAT PUMP - TR99, sc9=STEAM CONDENSER - LC 91, csa=CONVEYOR SPEED ADJUSTING - LC 101, 972=90°MOTORIZED CHAIN CONVEYOR - LC 97/2, 973=180°MOTORIZED CHAIN CONVEYOR - LC 97/3, 974=DRYER WITH 90° MOTORIZED CHAIN CONVEYOR - LC 97/4, 975=DRYER WITH 180° MOTORIZED CHAIN CONVEYOR - LC 97/5, d9=DRYER - LC 90, d92=DRYER - LC 90/2, d929=DRYER - LC 90/900, cw=ADDITIONAL BOILER FOR COLD WATER SUPPLY, dvgw=DVGW VALVE SYSTEM, des=DETERGENT ECONOMIZER SYSTEM, szc9=SPLASH ZONE WITH CILINDER - LC 94, ti=TANK INSULATION, ds=DOUBLE SKIN, bp=BOOSTER PUMP, sdn3=DISPENSER SYSTEM SDN-3, 98=ANGLE LOADING TABLE - LC 98

A=3/N/PE~380-400V 50-60Hz, D=3/PE~200-210V 50-60Hz, F=2/PE~220-240V 50-60Hz, G=3/N/PE~415V 50-60Hz, H=3/PE~220-230V 50-60Hz, K=3/PE~380-400V 50-60Hz, L=3/PE~415V 50-60Hz, M=3/PE~440V 60Hz, P=1/N/PE~220-230V 50-60Hz, R=2/PE~220-240V 50-60Hz, U=1/N/PE~240V 50-60Hz, V=3/PE~240V 50-60Hz, W=1/N/PE~100-110V 50-60Hz

vsezip.ru

+7(812)987-08-81

27_006_p



ID	P-code	SN from	SN to	Mod	Acces	Volt	Description
Module: Internal components washing module 1300							
15405	88105		-	em,e,uw			Overflow pipe plug
15410	3004094		-	em,e,uw			Overflow pipe
15410	2000477		-	em,e,uw			Overflow pipe
15410	3004094		-	em,e,uw			Overflow pipe
15410	3004094		-	em,e,uw			Overflow pipe
15415	3004099		-	em,e,uw			Overflow device support
15420	80106		-	em,e,uw			Air trap
15425	13301		-	em,e,uw			Gasket ROLMART 14x8x1.5
15430	3004054		-	em,e,uw			Inlet pipe
15435	10600016		-	em,e,uw			Nut
15440	10200101		-	em,e,uw			Nut
15445	10200182		-	em,e,uw			Cone
15450	3009387		-	em,e,uw			Washer
15455	10200171		-	em,e,uw			Gasket FASIT 25x17x2
15460	80231		-	em,e,uw			Fitting
15465	12005		-	em,e,uw			Hose holder
15470	3019071		-	em,e,uw			Pump suction-filter
15475	88110		-	em,e,uw			Pressure switch (260-30)
15480	75311		-	em,e,uw			Heating element cover
15485	16045		-	em,e,uw			Heating element support Ø6.3
15490	30001011		-	em,e,uw		A	Heating element 9kW
15490	30001011/A		-	em,e,uw		A	Heating element 12kW
15490	30001011/B		-	em,e,uw		A	Heating element 14kW
15495	13015		-	em,e,uw			O-ring 160 (6225)
15500	11702		-	em,e,uw			Nut
15505	3009299		-	em,e,uw			Tank support
15510	10200173		-	em,e,uw			Gasket 75x58x3
15515	10600012		-	em,e,uw			Flat nut

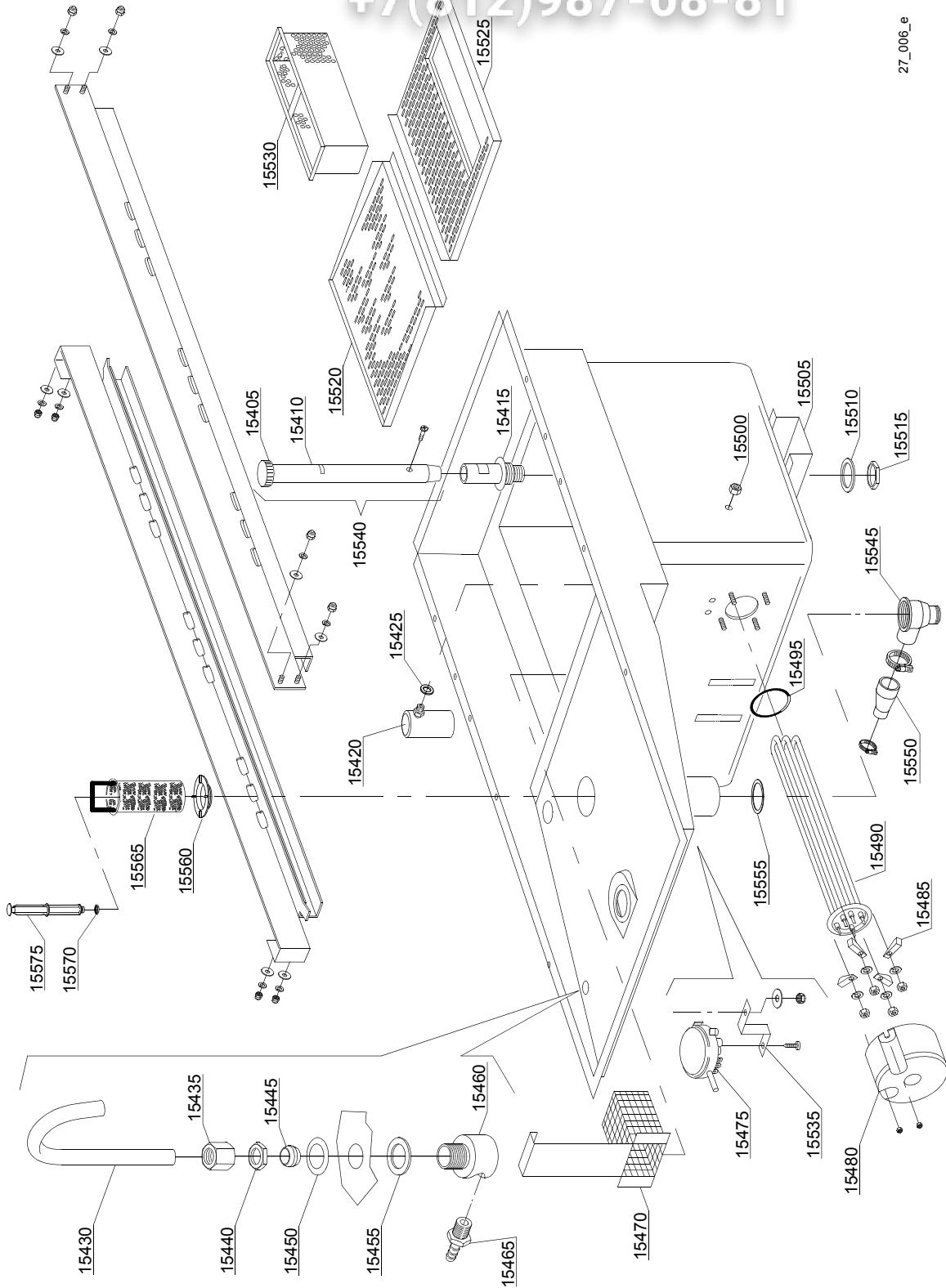
em=ELECTROMECHANICAL SWITCHES, e=ELECTRONICAL SWITCHES, uw=LOWER AND UPPER WASHER
25=25

hr=HEAT RECOVERY - TR98, hp=HEAT PUMP - TR99, sc9=STEAM CONDENSER - LC 91, csa=CONVEYOR SPEED ADJUSTING - LC 101, 972=90°MOTORIZED CHAIN CONVEYOR - LC 97/2, 973=180°MOTORIZED CHAIN CONVEYOR - LC 97/3, 974=DRYER WITH 90° MOTORIZED CHAIN CONVEYOR - LC 97/4, 975=DRYER WITH 180° MOTORIZED CHAIN CONVEYOR - LC 97/5, d9=DRYER - LC 90, d92=DRYER - LC 90/2, d929=DRYER - LC 90/900, cw=ADDITIONAL BOILER FOR COLD WATER SUPPLY, dvgw=DVGW VALVE SYSTEM, des=DETERGENT ECONOMIZER SYSTEM, szc9=SPLASH ZONE WITH CILINDER - LC 94, ti=TANK INSULATION, ds=DOUBLE SKIN, bp=BOOSTER PUMP, sdn3=DISPENSER SYSTEM SDN-3, 98=ANGLE LOADING TABLE - LC 98

A=3/N/PE~380-400V 50-60Hz, D=3/PE~200-210V 50-60Hz, F=2/PE~220-240V 50-60Hz, G=3/N/PE~415V 50-60Hz, H=3/PE~220-230V 50-60Hz, K=3/PE~380-400V 50-60Hz, L=3/PE~415V 50-60Hz, M=3/PE~440V 60Hz, P=1/N/PE~220-230V 50-60Hz, R=2/PE~220-240V 50-60Hz, U=1/N/PE~240V 50-60Hz, V=3/PE~240V 50-60Hz, W=1/N/PE~100-110V 50-60Hz

vsezip.ru

+7(812)987-08-81



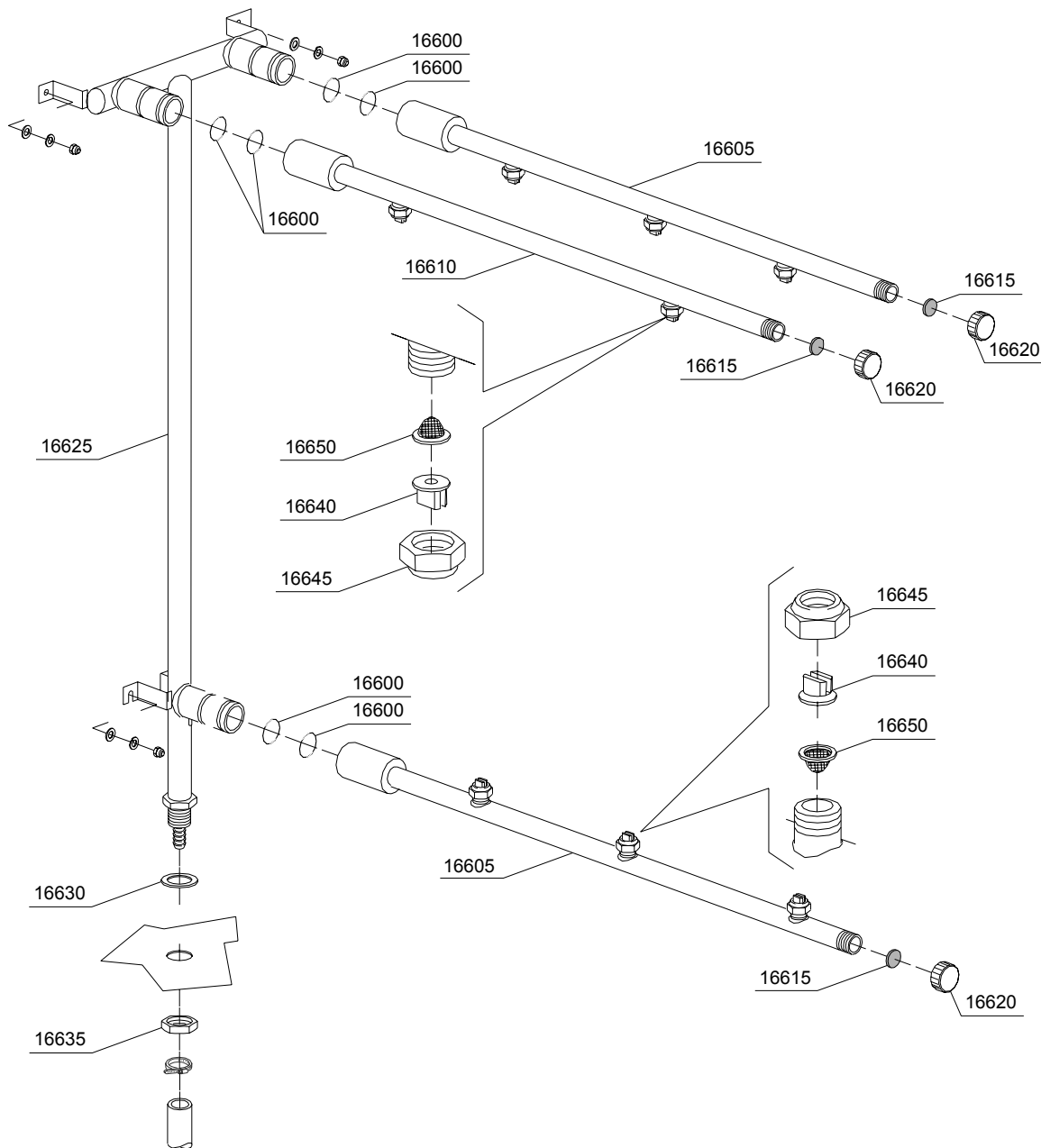
27_006_e

ID	P-code	SN from	SN to	Mod.	Acces	Volt	Description
Module: Internal components washing module 1300							
15520	3009567		-	em,e,uw			Strainer plate, back
15525	3019074		-	em,e,uw			Strainer plate front
15530	3019065		-	em,e,uw			Scrap tray
15535	3009363		-	em,e,uw			Pressure switch support
15540	3004101		-	em,e,uw			Overflow pipe assembly
15545	500603		-	em,e,uw			Water drain scrap tray
15550	540005		-	em,e,uw			Suction pipe coupling
15555	80208		-	em,e,uw			Ø95x75x3 Gasket
15560	3000317		-	em,e,uw			Ferrule with filter
15565	3000316		-	em,e,uw			Filter with basket
15570	13021		-	em,e,uw			DEM 40 O-ring
15575	11600102		-	em,e,uw			Overflow-pipe

em=ELECTROMECHANICAL SWITCHES, e=ELECTRONICAL SWITCHES, uw=LOWER AND UPPER WASHER
25=25

hr=HEAT RECOVERY - TR98, hp=HEAT PUMP - TR99, sc9=STEAM CONDENSER - LC 91, csa=CONVEYOR SPEED ADJUSTING - LC 101, 972=90°MOTORIZED CHAIN CONVEYOR - LC 97/2, 973=180°MOTORIZED CHAIN CONVEYOR - LC 97/3, 974=DRYER WITH 90° MOTORIZED CHAIN CONVEYOR - LC 97/4, 975=DRYER WITH 180° MOTORIZED CHAIN CONVEYOR - LC 97/5, d9=DRYER - LC 90, d92=DRYER - LC 90/2, d929=DRYER - LC 90/900, cw=ADDITIONAL BOILER FOR COLD WATER SUPPLY, dvgw=DVGW VALVE SYSTEM, des=DETERGENT ECONOMIZER SYSTEM, szc9=SPLASH ZONE WITH CILINDER - LC 94, ti=TANK INSULATION, ds=DOUBLE SKIN, bp=BOOSTER PUMP, sdn3=DISPENSER SYSTEM SDN-3, 98=ANGLE LOADING TABLE - LC 98

A=3/N/PE~380-400V 50-60Hz, D=3/PE~200-210V 50-60Hz, F=2/PE~220-240V 50-60Hz, G=3/N/PE~415V 50-60Hz, H=3/PE~220-230V 50-60Hz, K=3/PE~380-400V 50-60Hz, L=3/PE~415V 50-60Hz, M=3/PE~440V 60Hz, P=1/N/PE~220-230V 50-60Hz, R=2/PE~220-240V 50-60Hz, U=1/N/PE~240V 50-60Hz, V=3/PE~240V 50-60Hz, W=1/N/PE~100-110V 50-60Hz



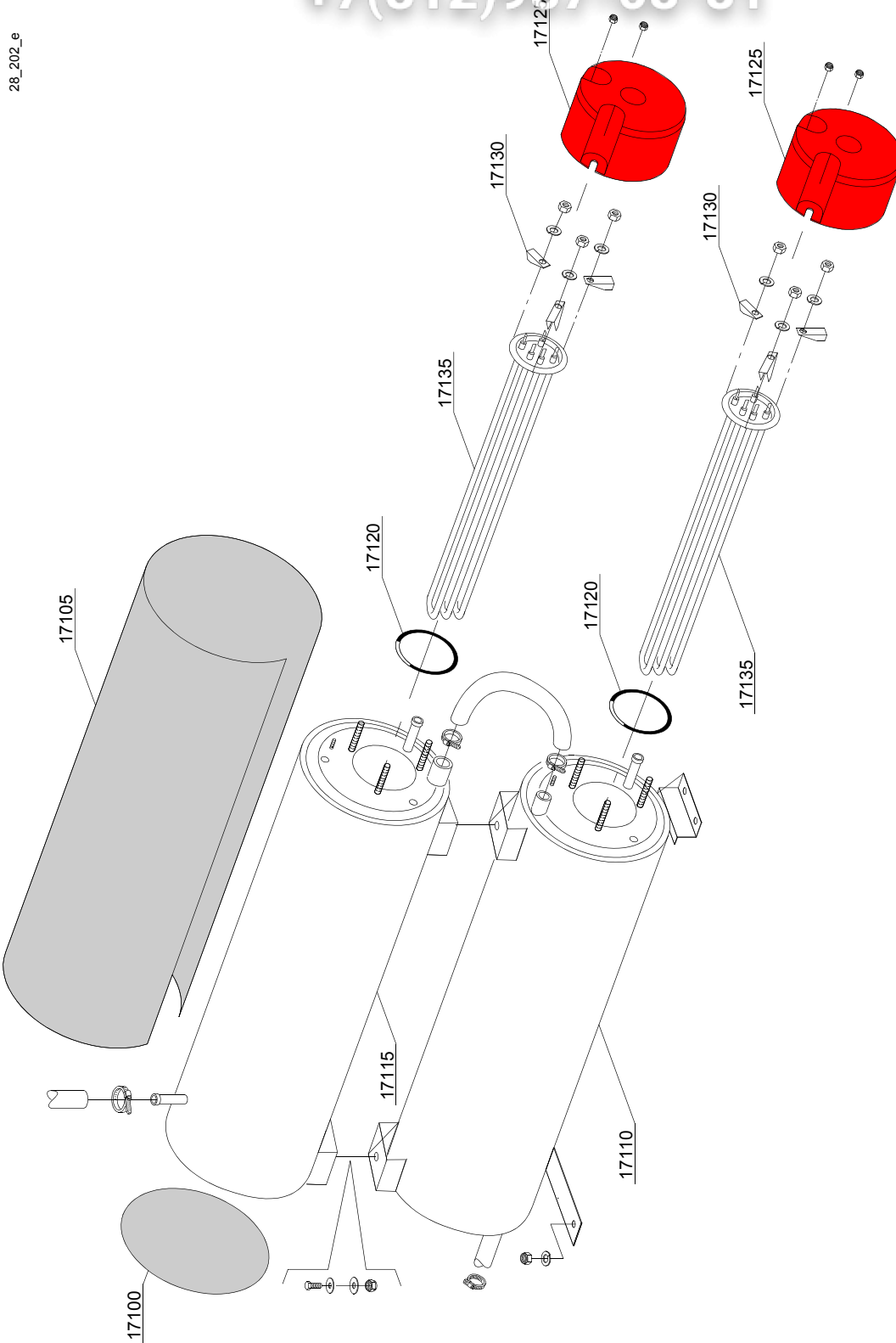
ID	P-code	SN from	SN to	Mod.	Acces	Volt	Description
Module:Rinsing components							
16600	13025		-	em,e,uw			O-ring 2081
16605	3003902		-	em,e,uw			Rinsing arm 3 nozzle
16610	3003901		-	em,e,uw			Rinsing arm 2 nozzle
16615	2002051		-	em,e,uw			Gasket EPDM 17.5x1.5
16620	2002054		-	em,e,uw			Plug for arm
16625	3003951		-	em,e,uw			Rinsing ramp
16630	13326		-	em,e,uw			Gasket 38x27x2
16635	2200103		-	em,e,uw			Nut
16640	2200114		-	em,e,uw			Nozzle
16645	2200116		-	em,e,uw			Nut
16650	2200117		-	em,e,uw			Filter

em=ELECTROMECHANICAL SWITCHES, e=ELECTRONICAL SWITCHES, uw=LOWER AND UPPER WASHER
25=25

hr=HEAT RECOVERY - TR98, hp=HEAT PUMP - TR99, sc9=STEAM CONDENSER - LC 91, csa=CONVEYOR SPEED ADJUSTING - LC 101, 972=90°MOTORIZED CHAIN CONVEYOR - LC 97/2, 973=180°MOTORIZED CHAIN CONVEYOR - LC 97/3, 974=DRYER WITH 90° MOTORIZED CHAIN CONVEYOR - LC 97/4, 975=DRYER WITH 180° MOTORIZED CHAIN CONVEYOR - LC 97/5, d9=DRYER - LC 90, d92=DRYER - LC 90/2, d929=DRYER - LC 90/900, cw=ADDITIONAL BOILER FOR COLD WATER SUPPLY, dvgw=DVGW VALVE SYSTEM, des=DETERGENT ECONOMIZER SYSTEM, szc9=SPLASH ZONE WITH CILINDER - LC 94, ti=TANK INSULATION, ds=DOUBLE SKIN, bp=BOOSTER PUMP, sdn3=DISPENSER SYSTEM SDN-3, 98=ANGLE LOADING TABLE - LC 98
A=3/N/PE~380-400V 50-60Hz, D=3/PE~200-210V 50-60Hz, F=2/PE~220-240V 50-60Hz, G=3/N/PE~415V 50-60Hz, H=3/PE~220-230V 50-60Hz, K=3/PE~380-400V 50-60Hz, L=3/PE~415V 50-60Hz, M=3/PE~440V 60Hz, P=1/N/PE~220-230V 50-60Hz, R=2/PE~220-240V 50-60Hz, U=1/N/PE~240V 50-60Hz, V=3/PE~240V 50-60Hz, W=1/N/PE~100-110V 50-60Hz

vsezip.ru

+7(812)987-08-81



ID	P-code	SN from	SN to	Mod.	Acces.	Volt	Description
Module:Boiler components							
17100	75205		-	em,e,uw			Bottom boiler insulating
17105	30002030		-	em,e,uw			Boiler insulating
17110	3007012		-	em,e,uw			Inferior Boiler
17115	3007013		-	em,e,uw			Upper Boiler
17120	13015		-	em,e,uw			O-ring 160 (6225)
17125	75311		-	em,e,uw			Heating element cover
17130	16045		-	em,e,uw			Heating element support Ø6.3
17135	30001011		-	em,e,uw		A	Heating element 9kW
17135	30001011/A		-	em,e,uw		A	Heating element 12kW
17135	30001011/B		-	em,e,uw		A	Heating element 14kW

em=ELECTROMECHANICAL SWITCHES, e=ELECTRONICAL SWITCHES, uw=LOWER AND UPPER WASHER
25=25

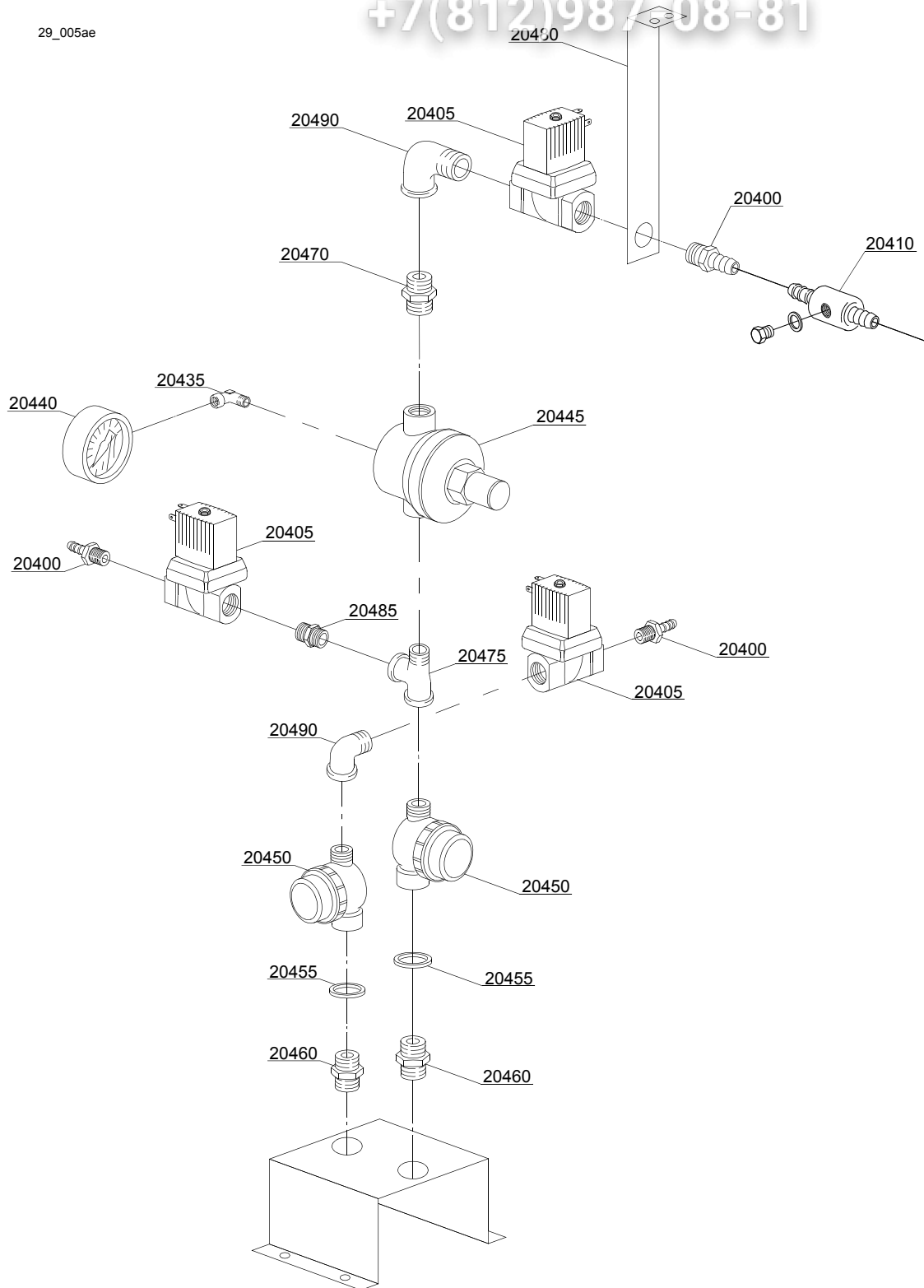
hr=HEAT RECOVERY - TR98, hp=HEAT PUMP - TR99, sc9=STEAM CONDENSER - LC 91, csa=CONVEYOR SPEED ADJUSTING - LC 101, 972=90°MOTORIZED CHAIN CONVEYOR - LC 97/2, 973=180°MOTORIZED CHAIN CONVEYOR - LC 97/3, 974=DRYER WITH 90° MOTORIZED CHAIN CONVEYOR - LC 97/4, 975=DRYER WITH 180° MOTORIZED CHAIN CONVEYOR - LC 97/5, d9=DRYER - LC 90, d92=DRYER - LC 90/2, d929=DRYER - LC 90/900, cw=ADDITIONAL BOILER FOR COLD WATER SUPPLY, dvgw=DVGW VALVE SYSTEM, des=DETERGENT ECONOMIZER SYSTEM, szc9=SPLASH ZONE WITH CILINDER - LC 94, ti=TANK INSULATION, ds=DOUBLE SKIN, bp=BOOSTER PUMP, sdn3=DISPENSER SYSTEM SDN-3, 98=ANGLE LOADING TABLE - LC 98

A=3/N/PE~380-400V 50-60Hz, D=3/PE~200-210V 50-60Hz, F=2/PE~220-240V 50-60Hz, G=3/N/PE~415V 50-60Hz, H=3/PE~220-230V 50-60Hz, K=3/PE~380-400V 50-60Hz, L=3/PE~415V 50-60Hz, M=3/PE~440V 60Hz, P=1/N/PE~220-230V 50-60Hz, R=2/PE~220-240V 50-60Hz, U=1/N/PE~240V 50-60Hz, V=3/PE~240V 50-60Hz, W=1/N/PE~100-110V 50-60Hz

vsezip.ru

+7(812)987-08-81

29_005ae



ID	P-code	SN from	SN to	Mod.	Acces	Volt	Description
Module:Solenoid valves components							
20400	12023		-	em,e,uw			Hose holder
20405	3002030		-	em,e,uw			Solenoid valve
20410	3003906		-	em,e,uw			Connection T
20435	12012		-	em,e,uw			Elbow
20440	2000244		-	em,e,uw			Pressure reduction gauge
20445	2000364		-	em,e,uw			Pressure reduction valve
20450	2000121		-	em,e,uw			Filter
20455	13326		-	em,e,uw			Gasket 38x27x2
20460	12025		-	em,e,uw			Nipples
20465	12033		-	em,e,uw			Nipples
20470	10200208		-	em,e,uw			Nipples
20475	3002144		-	em,e,uw			Connection T
20480	3009585		-	em,e,uw			Solenoid valve support
20485	3002145		-	em,e,uw			Reduction nipples
20490	3002141		-	em,e,uw			Elbow

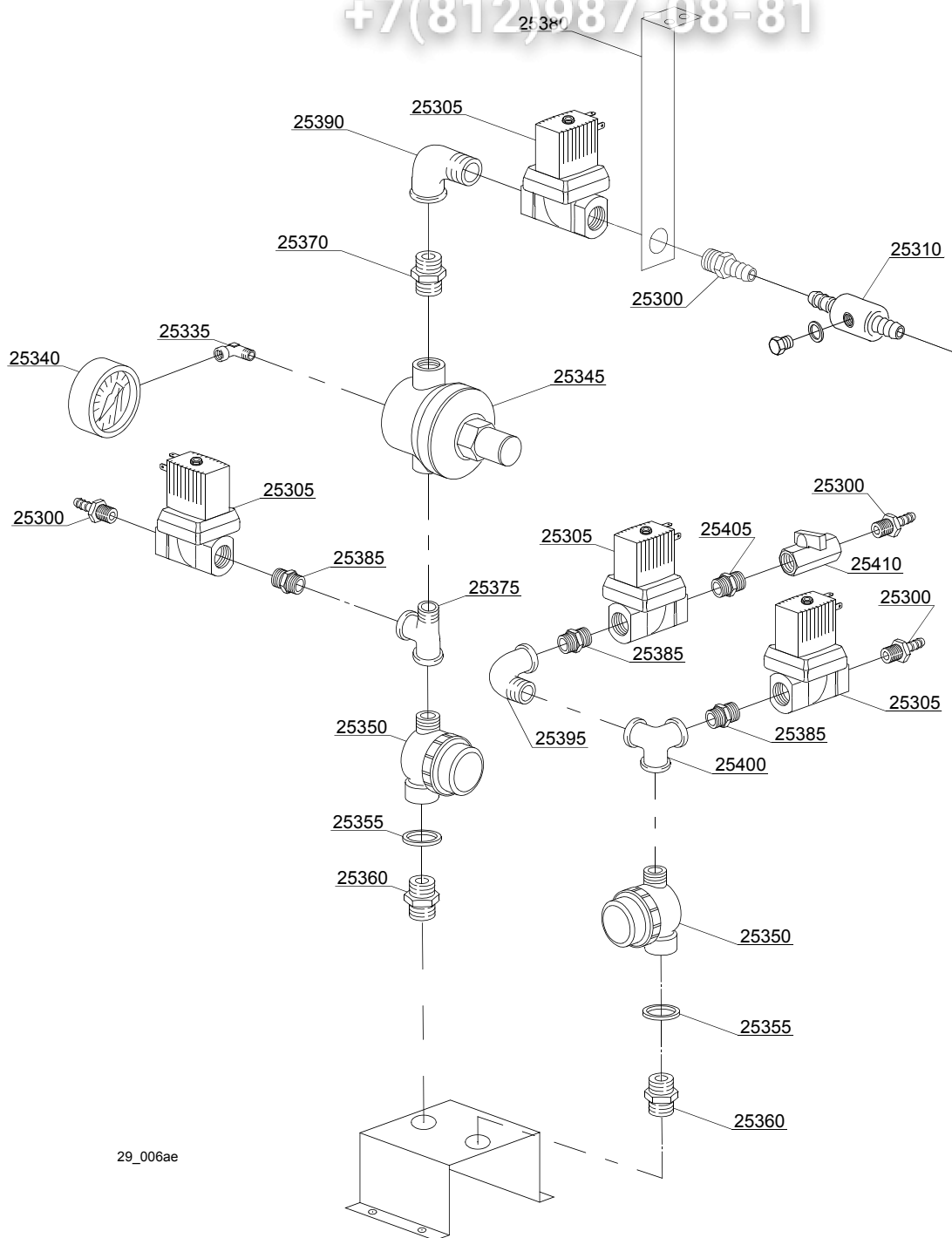
em=ELECTROMECHANICAL SWITCHES, e=ELECTRONICAL SWITCHES, uw=LOWER AND UPPER WASHER
25=25

hr=HEAT RECOVERY - TR98, hp=HEAT PUMP - TR99, sc9=STEAM CONDENSER - LC 91, csa=CONVEYOR SPEED
ADJUSTING - LC 101, 972=90°MOTORIZED CHAIN CONVEYOR - LC 97/2, 973=180°MOTORIZED CHAIN CON-
VEYOR - LC 97/3, 974=DRYER WITH 90° MOTORIZED CHAIN CONVEYOR - LC 97/4, 975=DRYER WITH 180° MO-
TORIZED CHAIN CONVEYOR - LC 97/5, d9=DRYER - LC 90, d92=DRYER - LC 90/2, d929=DRYER - LC 90/900,
cw=ADDITIONAL BOILER FOR COLD WATER SUPPLY, dvgw=DVGW VALVE SYSTEM, des=DETERGENT ECON-
OMIZER SYSTEM, szc9=SPLASH ZONE WITH CILINDER - LC 94, ti=TANK INSULATION, ds=DOUBLE SKIN,
bp=BOOSTER PUMP, sdn3=DISPENSER SYSTEM SDN-3, 98=ANGLE LOADING TABLE - LC 98

A=3/N/PE~380-400V 50-60Hz, D=3/PE~200-210V 50-60Hz, F=2/PE~220-240V 50-60Hz, G=3/N/PE~415V 50-60Hz,
H=3/PE~220-230V 50-60Hz, K=3/PE~380-400V 50-60Hz, L=3/PE~415V 50-60Hz, M=3/PE~440V 60Hz, P=1/N/PE~220-
230V 50-60Hz, R=2/PE~220-240V 50-60Hz, U=1/N/PE~240V 50-60Hz, V=3/PE~240V 50-60Hz, W=1/N/PE~100-110V
50-60Hz

vsezip.ru

+7(812)987-08-81



29_006ae

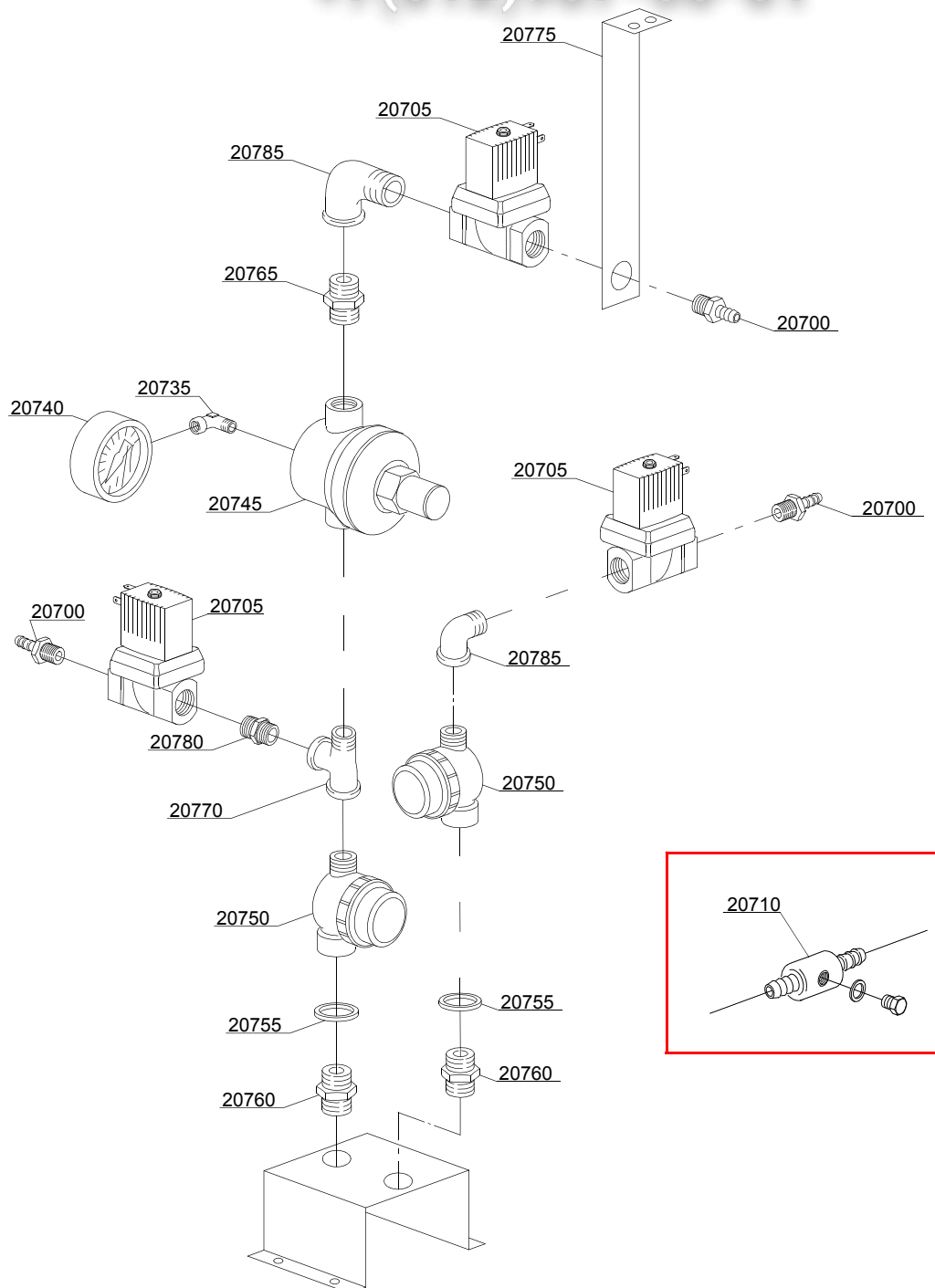
ID	P-code	SN from	SN to	Mod.	Acces.	Volt	Description
Module:Solenoid valves components							
25300	12023		-	em,e,uw			Hose holder
25305	3002030		-	em,e,uw			Solenoid valve
25310	3003906		-	em,e,uw			Connection T
25335	12012		-	em,e,uw			Elbow
25340	2000244		-	em,e,uw			Pressure reduction gauge
25345	2000364		-	em,e,uw			Pressure reduction valve
25350	2000121		-	em,e,uw			Filter
25355	13326		-	em,e,uw			Gasket 38x27x2
25360	12025		-	em,e,uw			Nipples
25365	12033		-	em,e,uw			Nipples
25370	10200208		-	em,e,uw			Nipples
25375	3002144		-	em,e,uw			Connection T
25380	3009585		-	em,e,uw			Solenoid valve support
25385	3002145		-	em,e,uw			Reduction nipples
25390	3002141		-	em,e,uw			Elbow
25395	3002142		-	em,e,uw			Elbow
25400	3002143		-	em,e,uw			Elbow distributor
25405	12027		-	em,e,uw			Nipples
25410	3002140		-	em,e,uw			Tap

em=ELECTROMECHANICAL SWITCHES, e=ELECTRONICAL SWITCHES, uw=LOWER AND UPPER WASHER
25=25

hr=HEAT RECOVERY - TR98, hp=HEAT PUMP - TR99, sc9=STEAM CONDENSER - LC 91, csa=CONVEYOR SPEED ADJUSTING - LC 101, 972=90°MOTORIZED CHAIN CONVEYOR - LC 97/2, 973=180°MOTORIZED CHAIN CONVEYOR - LC 97/3, 974=DRYER WITH 90° MOTORIZED CHAIN CONVEYOR - LC 97/4, 975=DRYER WITH 180° MOTORIZED CHAIN CONVEYOR - LC 97/5, d9=DRYER - LC 90, d92=DRYER - LC 90/2, d929=DRYER - LC 90/900, cw=ADDITIONAL BOILER FOR COLD WATER SUPPLY, dvgw=DVGW VALVE SYSTEM, des=DETERGENT ECONOMIZER SYSTEM, szc9=SPLASH ZONE WITH CILINDER - LC 94, ti=TANK INSULATION, ds=DOUBLE SKIN, bp=BOOSTER PUMP, sdn3=DISPENSER SYSTEM SDN-3, 98=ANGLE LOADING TABLE - LC 98

A=3/N/PE~380-400V 50-60Hz, D=3/PE~200-210V 50-60Hz, F=2/PE~220-240V 50-60Hz, G=3/N/PE~415V 50-60Hz, H=3/PE~220-230V 50-60Hz, K=3/PE~380-400V 50-60Hz, L=3/PE~415V 50-60Hz, M=3/PE~440V 60Hz, P=1/N/PE~220-230V 50-60Hz, R=2/PE~220-240V 50-60Hz, U=1/N/PE~240V 50-60Hz, V=3/PE~240V 50-60Hz, W=1/N/PE~100-110V 50-60Hz

29_013ae



ID	P-code	SN from	SN to	Mod.	Acces	Volt	Description
Module:Solenoid valves components							
20700	12023		-	em,e,uw			Hose holder
20705	3002030		-	em,e,uw			Solenoid valve
20710	3003906		-	em,e,uw			Connection T
20735	12012		-	em,e,uw			Elbow
20740	2000244		-	em,e,uw			Pressure reduction gauge
20745	2000364		-	em,e,uw			Pressure reduction valve
20750	2000121		-	em,e,uw			Filter
20755	13326		-	em,e,uw			Gasket 38x27x2
20760	12025		-	em,e,uw			Nipples
20765	10200208		-	em,e,uw			Nipples
20770	3002144		-	em,e,uw			Connection T
20775	3009585		-	em,e,uw			Solenoid valve support
20780	3002145		-	em,e,uw			Reduction nipples
20785	3002141		-	em,e,uw			Elbow

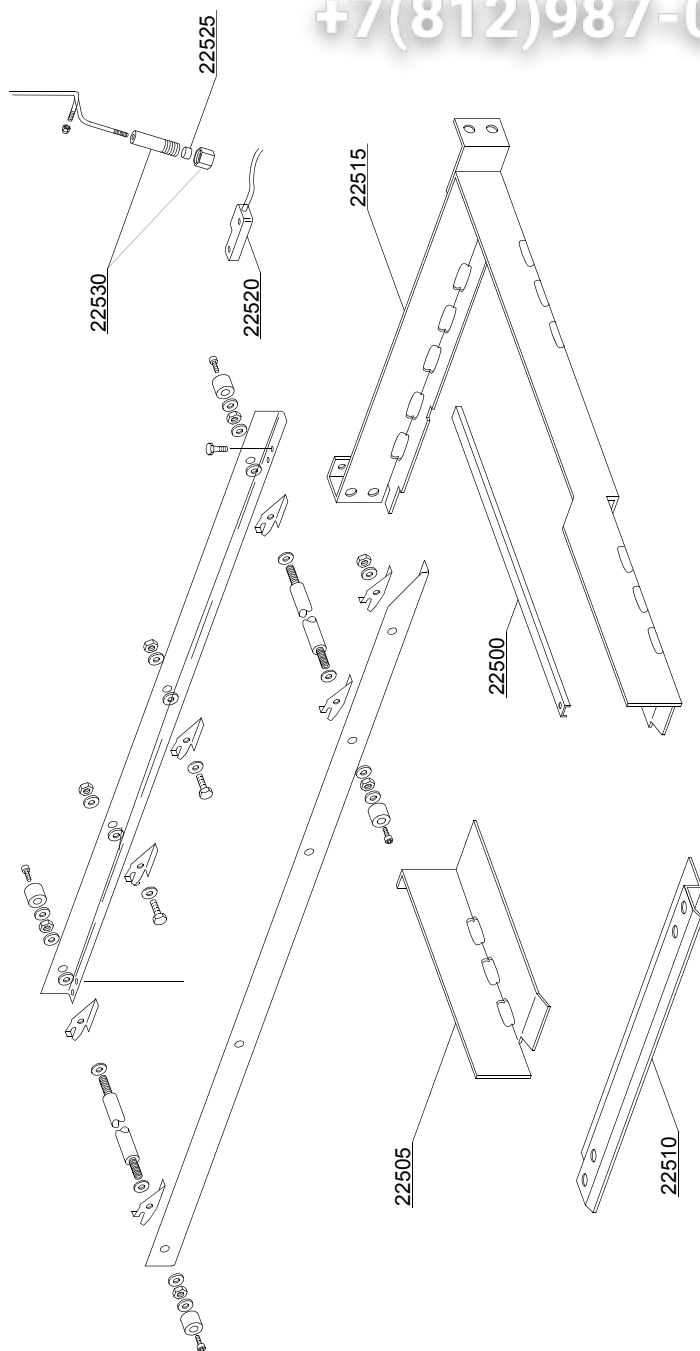
em=ELECTROMECHANICAL SWITCHES, e=ELECTRONICAL SWITCHES, uw=LOWER AND UPPER WASHER
25=25

hr=HEAT RECOVERY - TR98, hp=HEAT PUMP - TR99, sc9=STEAM CONDENSER - LC 91, csa=CONVEYOR SPEED ADJUSTING - LC 101, 972=90°MOTORIZED CHAIN CONVEYOR - LC 97/2, 973=180°MOTORIZED CHAIN CONVEYOR - LC 97/3, 974=DRYER WITH 90° MOTORIZED CHAIN CONVEYOR - LC 97/4, 975=DRYER WITH 180° MOTORIZED CHAIN CONVEYOR - LC 97/5, d9=DRYER - LC 90, d92=DRYER - LC 90/2, d929=DRYER - LC 90/900, cw=ADDITIONAL BOILER FOR COLD WATER SUPPLY, dvgw=DVGW VALVE SYSTEM, des=DETERGENT ECONOMIZER SYSTEM, szc9=SPLASH ZONE WITH CILINDER - LC 94, ti=TANK INSULATION, ds=DOUBLE SKIN, bp=BOOSTER PUMP, sdn3=DISPENSER SYSTEM SDN-3, 98=ANGLE LOADING TABLE - LC 98

A=3/N/PE~380-400V 50-60Hz, D=3/PE~200-210V 50-60Hz, F=2/PE~220-240V 50-60Hz, G=3/N/PE~415V 50-60Hz, H=3/PE~220-230V 50-60Hz, K=3/PE~380-400V 50-60Hz, L=3/PE~415V 50-60Hz, M=3/PE~440V 60Hz, P=1/N/PE~220-230V 50-60Hz, R=2/PE~220-240V 50-60Hz, U=1/N/PE~240V 50-60Hz, V=3/PE~240V 50-60Hz, W=1/N/PE~100-110V 50-60Hz

vsezip.ru

+7(812)987-08-81



30_002_e

ID	P-code	SN from	SN to	Mod.	Acces.	Volt	Description
Module: Conveyor parts							
22500	3009273		-	em,e,uw			Slide
22505	3009298		-	em,e,uw			Slide right
22505	3009446		-	em,e,uw			Slide left
22510	3009271		-	em,e,uw			Sleeper right
22510	3009272		-	em,e,uw			Sleeper left
22515	3009233		-	em,e,uw			Slide left
22515	3009234		-	em,e,uw			Slide right
22520	3003112		-	em,e,uw			Microswitch
22525	3003113		-	em,e,uw			Magnet
22530	3003058		-	em,e,uw			Magnet holder

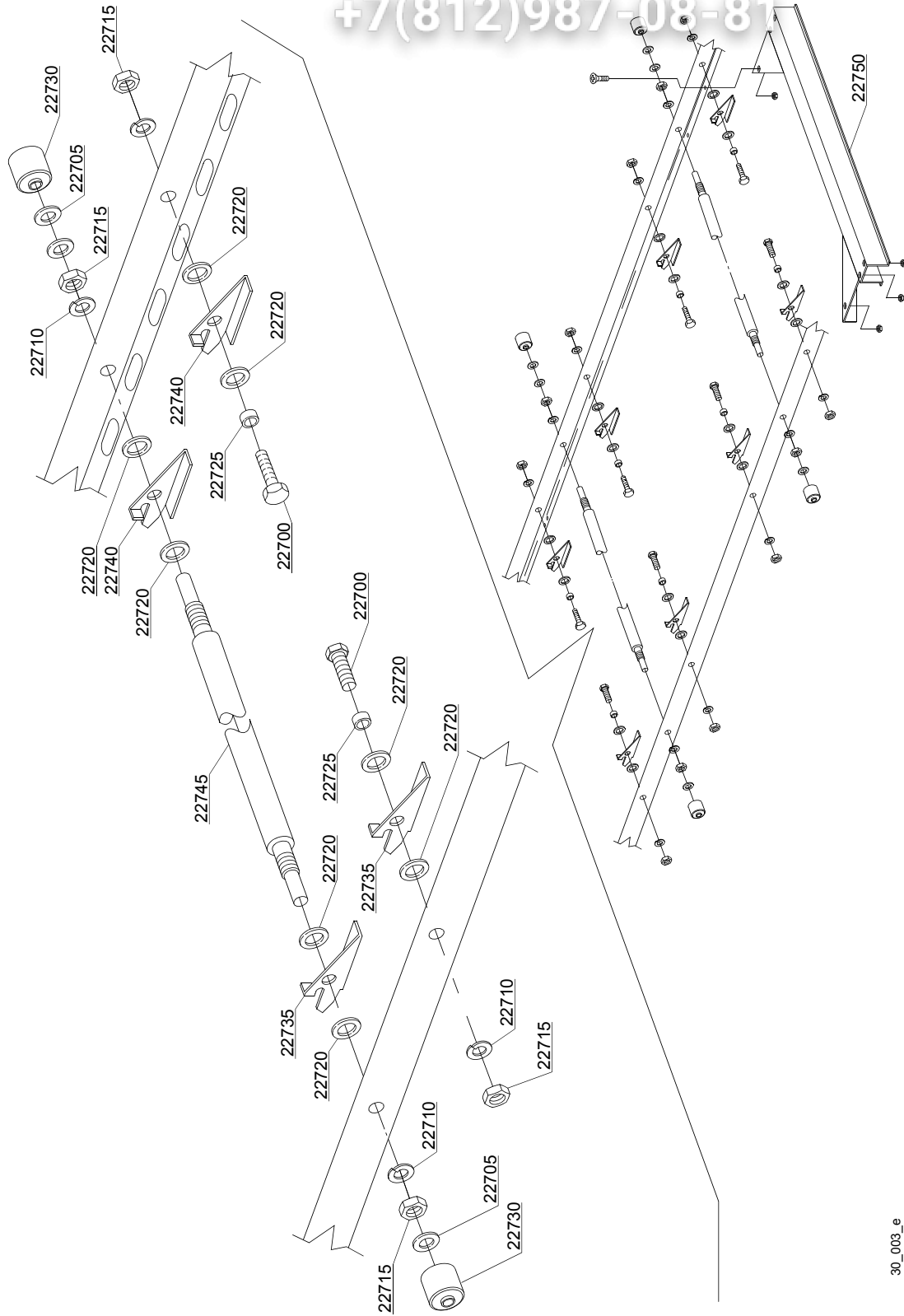
em=ELECTROMECHANICAL SWITCHES, e=ELECTRONICAL SWITCHES, uw=LOWER AND UPPER WASHER
25=25

hr=HEAT RECOVERY - TR98, hp=HEAT PUMP - TR99, sc9=STEAM CONDENSER - LC 91, csa=CONVEYOR SPEED ADJUSTING - LC 101, 972=90°MOTORIZED CHAIN CONVEYOR - LC 97/2, 973=180°MOTORIZED CHAIN CONVEYOR - LC 97/3, 974=DRYER WITH 90° MOTORIZED CHAIN CONVEYOR - LC 97/4, 975=DRYER WITH 180° MOTORIZED CHAIN CONVEYOR - LC 97/5, d9=DRYER - LC 90, d92=DRYER - LC 90/2, d929=DRYER - LC 90/900, cw=ADDITIONAL BOILER FOR COLD WATER SUPPLY, dvgw=DVGW VALVE SYSTEM, des=DETERGENT ECONOMIZER SYSTEM, szc9=SPLASH ZONE WITH CILINDER - LC 94, ti=TANK INSULATION, ds=DOUBLE SKIN, bp=BOOSTER PUMP, sdn3=DISPENSER SYSTEM SDN-3, 98=ANGLE LOADING TABLE - LC 98

A=3/N/PE~380-400V 50-60Hz, D=3/PE~200-210V 50-60Hz, F=2/PE~220-240V 50-60Hz, G=3/N/PE~415V 50-60Hz, H=3/PE~220-230V 50-60Hz, K=3/PE~380-400V 50-60Hz, L=3/PE~415V 50-60Hz, M=3/PE~440V 60Hz, P=1/N/PE~220-230V 50-60Hz, R=2/PE~220-240V 50-60Hz, U=1/N/PE~240V 50-60Hz, V=3/PE~240V 50-60Hz, W=1/N/PE~100-110V 50-60Hz

vsezip.ru

+7(812)987-08-81



30_003_e

ID	P-code	SN from	SN to	Mod.	Acces.	Volt.	Description
Module: Conveyor parts							
22700	11109		-	em,e,uw			Screw
22705	11185		-	em,e,uw			Washer
22710	11609		-	em,e,uw			Split washer
22715	11719		-	em,e,uw			Nut
22720	3003024		-	em,e,uw			Washer
22725	3003025		-	em,e,uw			Bush
22730	3003026		-	em,e,uw			Bush
22735	3003100		-	em,e,uw			Clip right
22740	3003101		-	em,e,uw			Clip left
22745	3003010		-	em,e,uw			Axis
22750	3009107		-	em,e,uw			Guide

em=ELECTROMECHANICAL SWITCHES, e=ELECTRONICAL SWITCHES, uw=LOWER AND UPPER WASHER
25=25

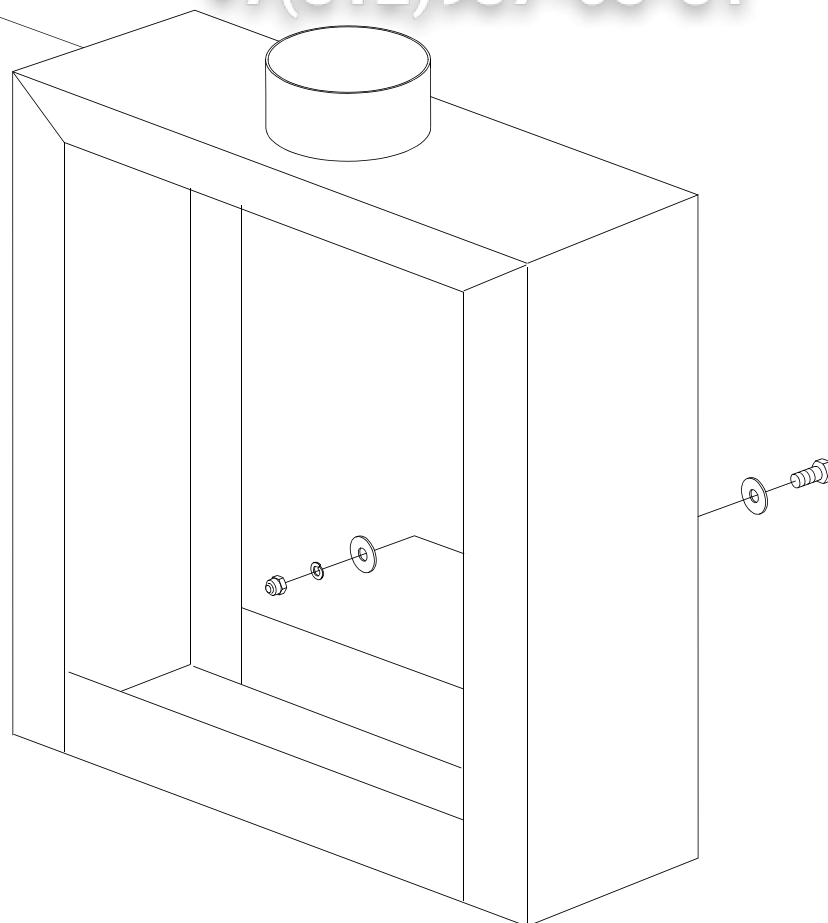
hr=HEAT RECOVERY - TR98, hp=HEAT PUMP - TR99, sc9=STEAM CONDENSER - LC 91, csa=CONVEYOR SPEED ADJUSTING - LC 101, 972=90°MOTORIZED CHAIN CONVEYOR - LC 97/2, 973=180°MOTORIZED CHAIN CONVEYOR - LC 97/3, 974=DRYER WITH 90° MOTORIZED CHAIN CONVEYOR - LC 97/4, 975=DRYER WITH 180° MOTORIZED CHAIN CONVEYOR - LC 97/5, d9=DRYER - LC 90, d92=DRYER - LC 90/2, d929=DRYER - LC 90/900, cw=ADDITIONAL BOILER FOR COLD WATER SUPPLY, dvgw=DVGW VALVE SYSTEM, des=DETERGENT ECONOMIZER SYSTEM, szc9=SPLASH ZONE WITH CILINDER - LC 94, ti=TANK INSULATION, ds=DOUBLE SKIN, bp=BOOSTER PUMP, sdn3=DISPENSER SYSTEM SDN-3, 98=ANGLE LOADING TABLE - LC 98

A=3/N/PE~380-400V 50-60Hz, D=3/PE~200-210V 50-60Hz, F=2/PE~220-240V 50-60Hz, G=3/N/PE~415V 50-60Hz, H=3/PE~220-230V 50-60Hz, K=3/PE~380-400V 50-60Hz, L=3/PE~415V 50-60Hz, M=3/PE~440V 60Hz, P=1/N/PE~220-230V 50-60Hz, R=2/PE~220-240V 50-60Hz, U=1/N/PE~240V 50-60Hz, V=3/PE~240V 50-60Hz, W=1/N/PE~100-110V 50-60Hz

vsezip.ru

+7(812)987-08-81

22800



32_001_e

ID	P-code	SN from	SN to	Mod	Acces	Volt	Description
Module: Splash zone with cilinder LC94							
22800	999910065		-	em,e,uw			Splash zone with cilinder LC94

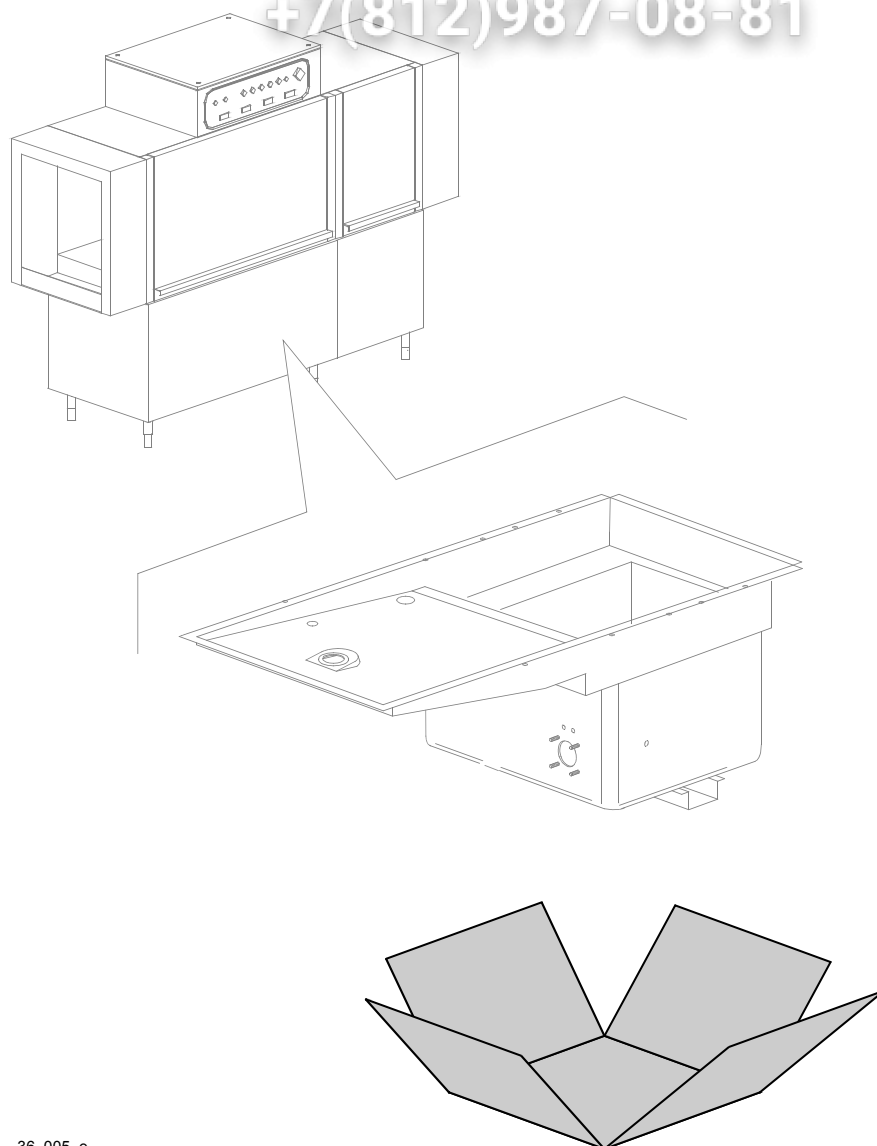
em=ELECTROMECHANICAL SWITCHES, e=ELECTRONICAL SWITCHES, uw=LOWER AND UPPER WASHER
25=25

hr=HEAT RECOVERY - TR98, hp=HEAT PUMP - TR99, sc9=STEAM CONDENSER - LC 91, csa=CONVEYOR SPEED
ADJUSTING - LC 101, 972=90°MOTORIZED CHAIN CONVEYOR - LC 97/2, 973=180°MOTORIZED CHAIN CON-
VEYOR - LC 97/3, 974=DRYER WITH 90° MOTORIZED CHAIN CONVEYOR - LC 97/4, 975=DRYER WITH 180° MO-
TORIZED CHAIN CONVEYOR - LC 97/5, d9=DRYER - LC 90, d92=DRYER - LC 90/2, d929=DRYER - LC 90/900,
cw=ADDITIONAL BOILER FOR COLD WATER SUPPLY, dvgw=DVGW VALVE SYSTEM, des=DETERGENT ECON-
OMIZER SYSTEM, szc9=SPLASH ZONE WITH CILINDER - LC 94, ti=TANK INSULATION, ds=DOUBLE SKIN,
bp=BOOSTER PUMP, sdn3=DISPENSER SYSTEM SDN-3, 98=ANGLE LOADING TABLE - LC 98

A=3/N/PE~380-400V 50-60Hz, D=3/PE~200-210V 50-60Hz, F=2/PE~220-240V 50-60Hz, G=3/N/PE~415V 50-60Hz,
H=3/PE~220-230V 50-60Hz, K=3/PE~380-400V 50-60Hz, L=3/PE~415V 50-60Hz, M=3/PE~440V 60Hz, P=1/N/PE~220-
230V 50-60Hz, R=2/PE~220-240V 50-60Hz, U=1/N/PE~240V 50-60Hz, V=3/PE~240V 50-60Hz, W=1/N/PE~100-110V
50-60Hz

vsezip.ru

+7(812)987-08-81



36_005_e

vsezip.ru

ID	P-code	SN from	SN to	Mod.	Acces.	Volt	Description
Module: Tank insulation							
999	999910207		-	em,e,uw	ti		Tank insulation N.B.: kit suppliable only together with the machine, not after

em=ELECTROMECHANICAL SWITCHES, e=ELECTRONICAL SWITCHES, uw=LOWER AND UPPER WASHER
25=25

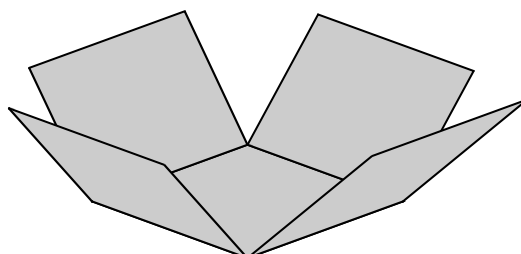
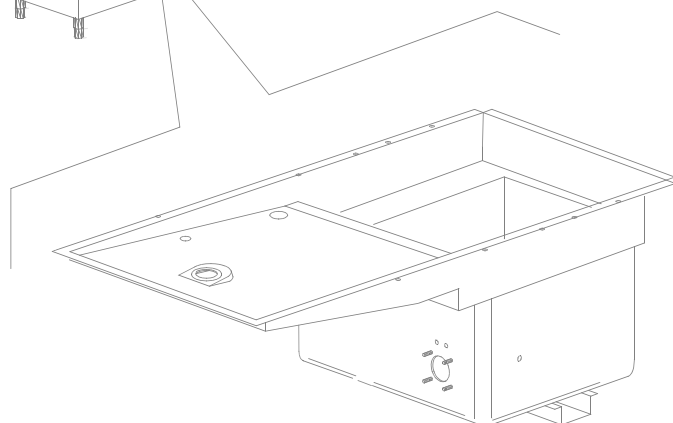
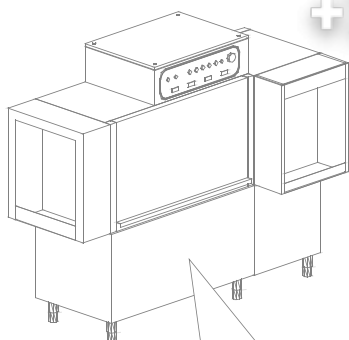
hr=HEAT RECOVERY - TR98, hp=HEAT PUMP - TR99, sc9=STEAM CONDENSER - LC 91, csa=CONVEYOR SPEED ADJUSTING - LC 101, 972=90°MOTORIZED CHAIN CONVEYOR - LC 97/2, 973=180°MOTORIZED CHAIN CONVEYOR - LC 97/3, 974=DRYER WITH 90° MOTORIZED CHAIN CONVEYOR - LC 97/4, 975=DRYER WITH 180° MOTORIZED CHAIN CONVEYOR - LC 97/5, d9=DRYER - LC 90, d92=DRYER - LC 90/2, d929=DRYER - LC 90/900, cw=ADDITIONAL BOILER FOR COLD WATER SUPPLY, dvgw=DVGW VALVE SYSTEM, des=DETERGENT ECONOMIZER SYSTEM, szc9=SPLASH ZONE WITH CILINDER - LC 94, ti=TANK INSULATION, ds=DOUBLE SKIN, bp=BOOSTER PUMP, sdn3=DISPENSER SYSTEM SDN-3, 98=ANGLE LOADING TABLE - LC 98

A=3/N/PE~380-400V 50-60Hz, D=3/PE~200-210V 50-60Hz, F=2/PE~220-240V 50-60Hz, G=3/N/PE~415V 50-60Hz, H=3/PE~220-230V 50-60Hz, K=3/PE~380-400V 50-60Hz, L=3/PE~415V 50-60Hz, M=3/PE~440V 60Hz, P=1/N/PE~220-230V 50-60Hz, R=2/PE~220-240V 50-60Hz, U=1/N/PE~240V 50-60Hz, V=3/PE~240V 50-60Hz, W=1/N/PE~100-110V 50-60Hz

vsezip.ru

+7(812)987-08-81

36_009_e



vsezip.ru

ID	P-code	SN from	SN to	Mod.	Acces.	Volt	Description
Module: Tank insulation							
999	999910207		-	em,e,uw	ti		Tank insulation N.B.: kit suppliable only together with the machine, not after

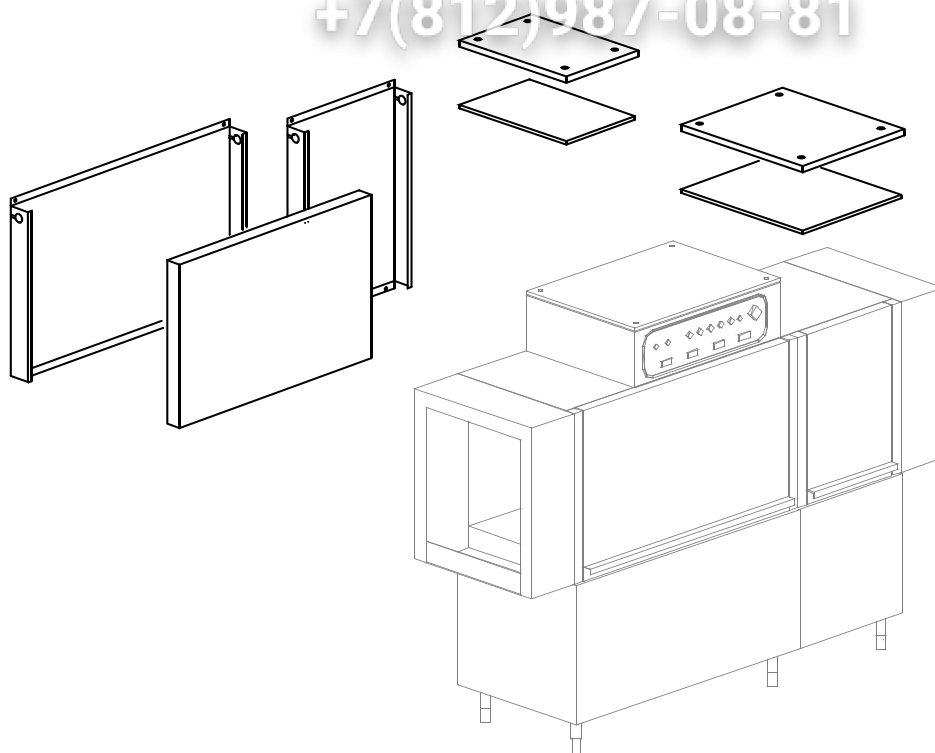
em=ELECTROMECHANICAL SWITCHES, e=ELECTRONICAL SWITCHES, uw=LOWER AND UPPER WASHER
25=25

hr=HEAT RECOVERY - TR98, hp=HEAT PUMP - TR99, sc9=STEAM CONDENSER - LC 91, csa=CONVEYOR SPEED ADJUSTING - LC 101, 972=90°MOTORIZED CHAIN CONVEYOR - LC 97/2, 973=180°MOTORIZED CHAIN CONVEYOR - LC 97/3, 974=DRYER WITH 90° MOTORIZED CHAIN CONVEYOR - LC 97/4, 975=DRYER WITH 180° MOTORIZED CHAIN CONVEYOR - LC 97/5, d9=DRYER - LC 90, d92=DRYER - LC 90/2, d929=DRYER - LC 90/900, cw=ADDITIONAL BOILER FOR COLD WATER SUPPLY, dvgw=DVGW VALVE SYSTEM, des=DETERGENT ECONOMIZER SYSTEM, szc9=SPLASH ZONE WITH CILINDER - LC 94, ti=TANK INSULATION, ds=DOUBLE SKIN, bp=BOOSTER PUMP, sdn3=DISPENSER SYSTEM SDN-3, 98=ANGLE LOADING TABLE - LC 98

A=3/N/PE~380-400V 50-60Hz, D=3/PE~200-210V 50-60Hz, F=2/PE~220-240V 50-60Hz, G=3/N/PE~415V 50-60Hz, H=3/PE~220-230V 50-60Hz, K=3/PE~380-400V 50-60Hz, L=3/PE~415V 50-60Hz, M=3/PE~440V 60Hz, P=1/N/PE~220-230V 50-60Hz, R=2/PE~220-240V 50-60Hz, U=1/N/PE~240V 50-60Hz, V=3/PE~240V 50-60Hz, W=1/N/PE~100-110V 50-60Hz

vsezip.ru

+7(812)987-08-81



37_005_e

vsezip.ru

ID	P-code	SN from	SN to	Mod	Acces.	Volt	Description
Module: Double skin							
999	999910202		-	em,e,u w	ds		Double skin assembly
							N.B.: kit suppliable only together with the machine, not after

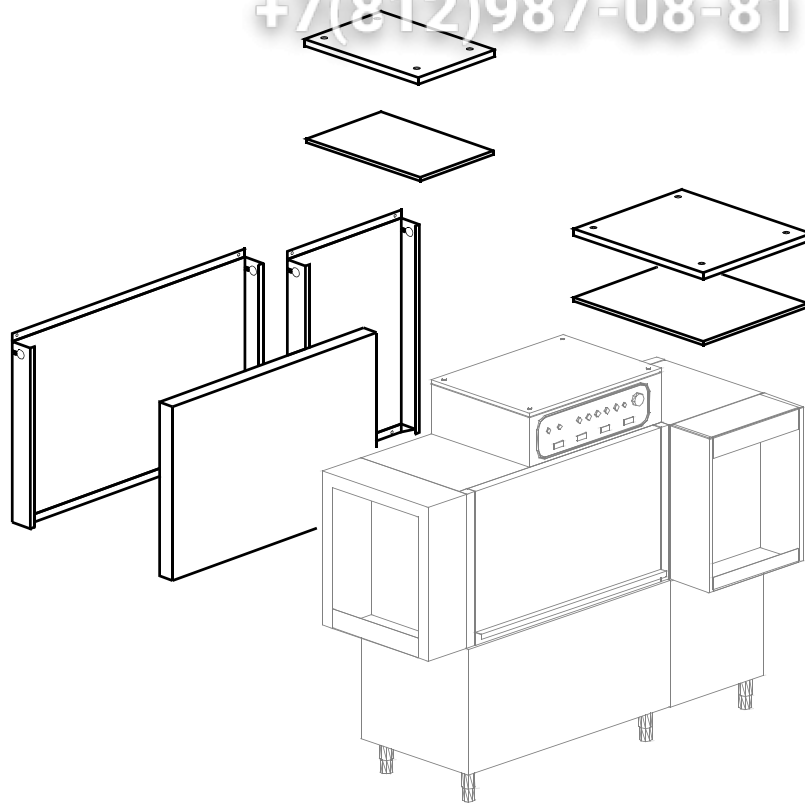
em=ELECTROMECHANICAL SWITCHES, e=ELECTRONICAL SWITCHES, uw=LOWER AND UPPER WASHER
25=25

hr=HEAT RECOVERY - TR98, hp=HEAT PUMP - TR99, sc9=STEAM CONDENSER - LC 91, csa=CONVEYOR SPEED ADJUSTING - LC 101, 972=90°MOTORIZED CHAIN CONVEYOR - LC 97/2, 973=180°MOTORIZED CHAIN CONVEYOR - LC 97/3, 974=DRYER WITH 90° MOTORIZED CHAIN CONVEYOR - LC 97/4, 975=DRYER WITH 180° MOTORIZED CHAIN CONVEYOR - LC 97/5, d9=DRYER - LC 90, d92=DRYER - LC 90/2, d929=DRYER - LC 90/900, cw=ADDITIONAL BOILER FOR COLD WATER SUPPLY, dvgw=DVGW VALVE SYSTEM, des=DETERGENT ECONOMIZER SYSTEM, szc9=SPLASH ZONE WITH CILINDER - LC 94, ti=TANK INSULATION, ds=DOUBLE SKIN, bp=BOOSTER PUMP, sdn3=DISPENSER SYSTEM SDN-3, 98=ANGLE LOADING TABLE - LC 98

A=3/N/PE~380-400V 50-60Hz, D=3/PE~200-210V 50-60Hz, F=2/PE~220-240V 50-60Hz, G=3/N/PE~415V 50-60Hz, H=3/PE~220-230V 50-60Hz, K=3/PE~380-400V 50-60Hz, L=3/PE~415V 50-60Hz, M=3/PE~440V 60Hz, P=1/N/PE~220-230V 50-60Hz, R=2/PE~220-240V 50-60Hz, U=1/N/PE~240V 50-60Hz, V=3/PE~240V 50-60Hz, W=1/N/PE~100-110V 50-60Hz

vsezip.ru

+7(812)987-08-81



37_009_e

vsezip.ru

ID	P-code	SN from	SN to	Mod.	Acces.	Volt	Description
Module: Double skin							
999	999910202		-	em,e,uw	ds		Double skin assembly N.B.: kit suppliable only together with the machine, not after

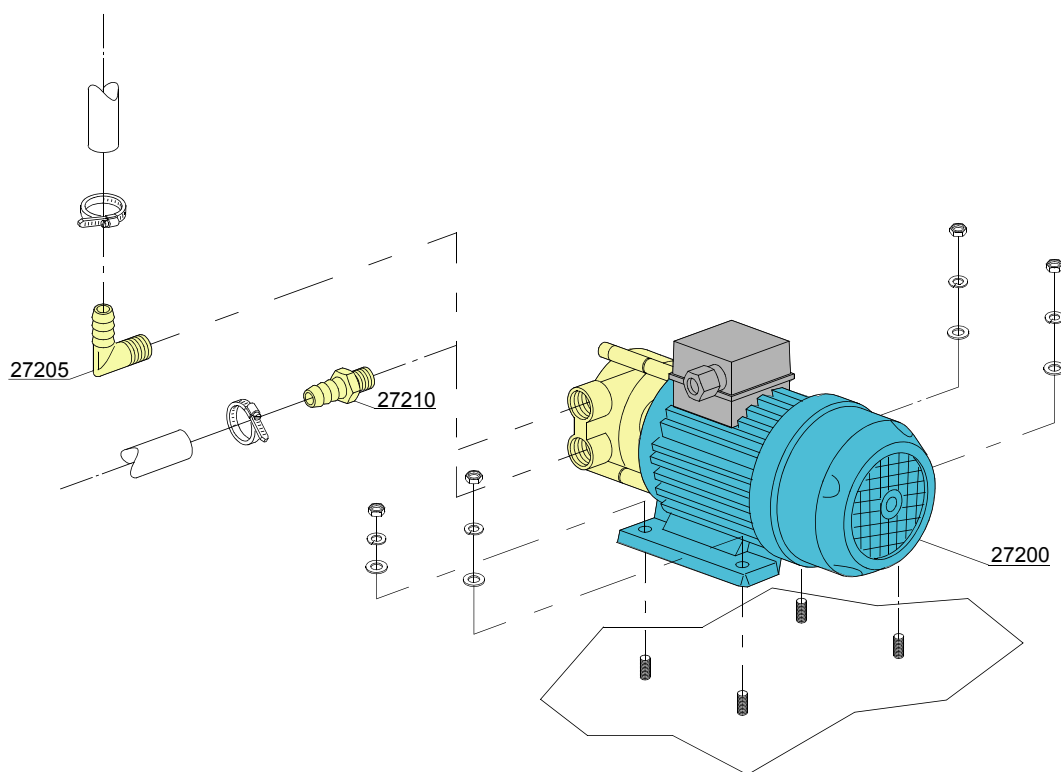
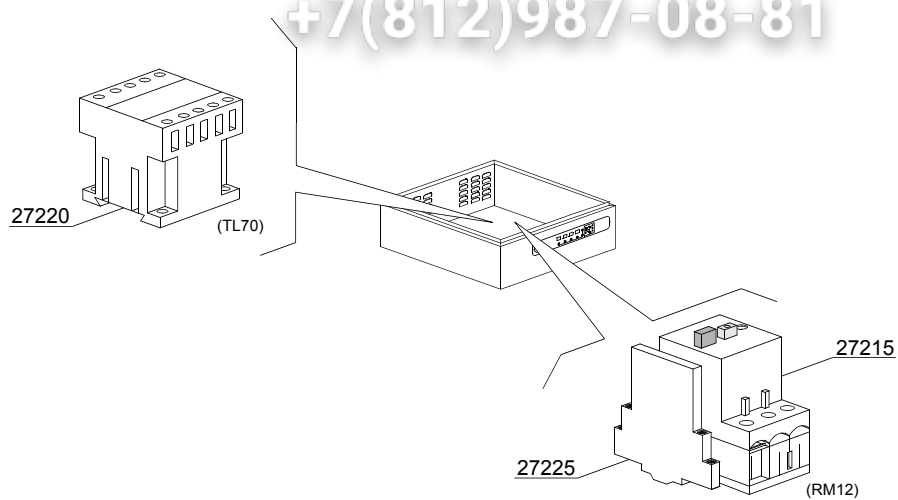
em=ELECTROMECHANICAL SWITCHES, e=ELECTRONICAL SWITCHES, uw=LOWER AND UPPER WASHER
25=25

hr=HEAT RECOVERY - TR98, hp=HEAT PUMP - TR99, sc9=STEAM CONDENSER - LC 91, csa=CONVEYOR SPEED ADJUSTING - LC 101, 972=90°MOTORIZED CHAIN CONVEYOR - LC 97/2, 973=180°MOTORIZED CHAIN CONVEYOR - LC 97/3, 974=DRYER WITH 90° MOTORIZED CHAIN CONVEYOR - LC 97/4, 975=DRYER WITH 180° MOTORIZED CHAIN CONVEYOR - LC 97/5, d9=DRYER - LC 90, d92=DRYER - LC 90/2, d929=DRYER - LC 90/900, cw=ADDITIONAL BOILER FOR COLD WATER SUPPLY, dvgw=DVGW VALVE SYSTEM, des=DETERGENT ECONOMIZER SYSTEM, szc9=SPLASH ZONE WITH CILINDER - LC 94, ti=TANK INSULATION, ds=DOUBLE SKIN, bp=BOOSTER PUMP, sdn3=DISPENSER SYSTEM SDN-3, 98=ANGLE LOADING TABLE - LC 98

A=3/N/PE~380-400V 50-60Hz, D=3/PE~200-210V 50-60Hz, F=2/PE~220-240V 50-60Hz, G=3/N/PE~415V 50-60Hz, H=3/PE~220-230V 50-60Hz, K=3/PE~380-400V 50-60Hz, L=3/PE~415V 50-60Hz, M=3/PE~440V 60Hz, P=1/N/PE~220-230V 50-60Hz, R=2/PE~220-240V 50-60Hz, U=1/N/PE~240V 50-60Hz, V=3/PE~240V 50-60Hz, W=1/N/PE~100-110V 50-60Hz

vsezip.ru

+7(812)987-08-81



38_001_e

vsezip.ru

ID	P-code	SN from	SN to	Mod	Acces	Volt	Description
Module:Booster pump							
27200	15100		-		bp		Booster pump
27205	12030		-		bp		Elbow pipe fitting
27210	10221311		-		bp		Pipe fitting
27215	2000394		-		bp		Motorprotector 2,5-4A
27220	2000370		-		bp		Contactora MC9
27225	3006080		-		bp		Auxiliary contact LMS25

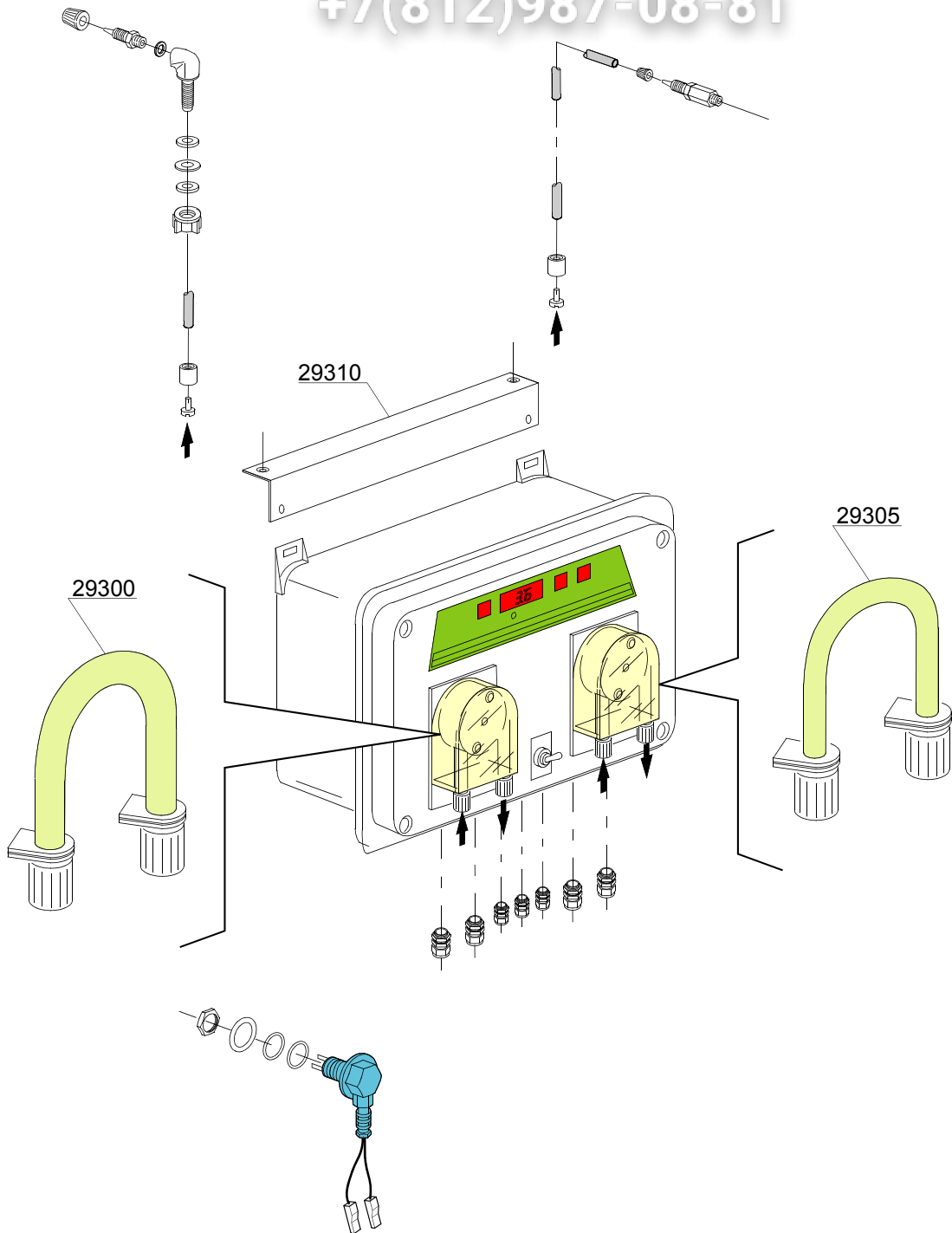
em=ELECTROMECHANICAL SWITCHES, e=ELECTRONICAL SWITCHES, uw=LOWER AND UPPER WASHER
25=25

hr=HEAT RECOVERY - TR98, hp=HEAT PUMP - TR99, sc9=STEAM CONDENSER - LC 91, csa=CONVEYOR SPEED
ADJUSTING - LC 101, 972=90°MOTORIZED CHAIN CONVEYOR - LC 97/2, 973=180°MOTORIZED CHAIN CON-
VEYOR - LC 97/3, 974=DRYER WITH 90° MOTORIZED CHAIN CONVEYOR - LC 97/4, 975=DRYER WITH 180° MO-
TORIZED CHAIN CONVEYOR - LC 97/5, d9=DRYER - LC 90, d92=DRYER - LC 90/2, d929=DRYER - LC 90/900,
cw=ADDITIONAL BOILER FOR COLD WATER SUPPLY, dvgw=DVGW VALVE SYSTEM, des=DETERGENT ECON-
OMIZER SYSTEM, szc9=SPLASH ZONE WITH CILINDER - LC 94, ti=TANK INSULATION, ds=DOUBLE SKIN,
bp=BOOSTER PUMP, sdn3=DISPENSER SYSTEM SDN-3, 98=ANGLE LOADING TABLE - LC 98

A=3/N/PE~380-400V 50-60Hz, D=3/PE~200-210V 50-60Hz, F=2/PE~220-240V 50-60Hz, G=3/N/PE~415V 50-60Hz,
H=3/PE~220-230V 50-60Hz, K=3/PE~380-400V 50-60Hz, L=3/PE~415V 50-60Hz, M=3/PE~440V 60Hz, P=1/N/PE~220-
230V 50-60Hz, R=2/PE~220-240V 50-60Hz, U=1/N/PE~240V 50-60Hz, V=3/PE~240V 50-60Hz, W=1/N/PE~100-110V
50-60Hz

vsezip.ru

+7(812)987-08-81



39_001_e

vsezip.ru

ID	P-code	SN from	SN to	Mod	Acces.	Volt	Description
Module: Dispensers SDN-3							
	15181/A		-		sdn3		Dispensers assembly SDN-3
29300	15185		-		sdn3		Pipe fitting for detergent dispenser
29305	15186		-		sdn3		Pipe fitting for rinse dispenser
29310	3009669		-		sdn3		Dispensers assembly SDN-3 support

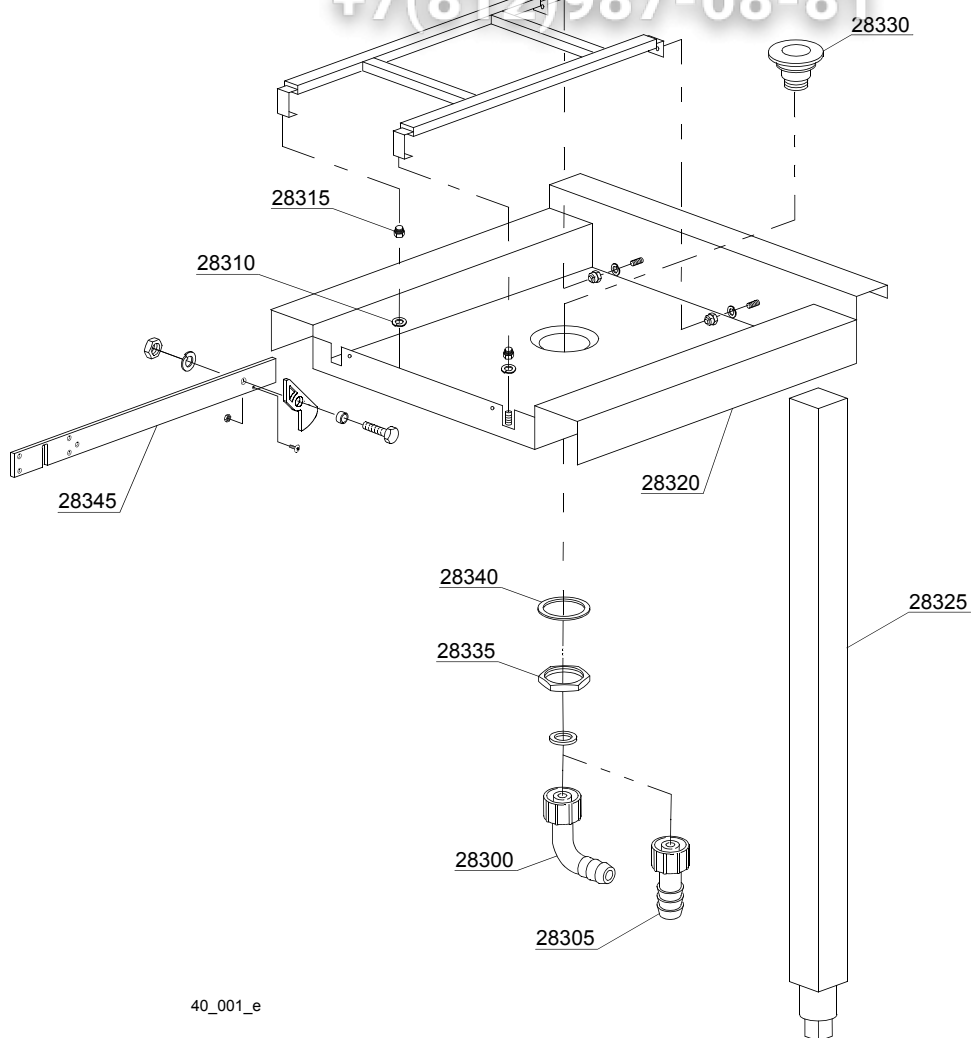
em=ELECTROMECHANICAL SWITCHES, e=ELECTRONICAL SWITCHES, uw=LOWER AND UPPER WASHER
25=25

hr=HEAT RECOVERY - TR98, hp=HEAT PUMP - TR99, sc9=STEAM CONDENSER - LC 91, csa=CONVEYOR SPEED ADJUSTING - LC 101, 972=90°MOTORIZED CHAIN CONVEYOR - LC 97/2, 973=180°MOTORIZED CHAIN CONVEYOR - LC 97/3, 974=DRYER WITH 90° MOTORIZED CHAIN CONVEYOR - LC 97/4, 975=DRYER WITH 180° MOTORIZED CHAIN CONVEYOR - LC 97/5, d9=DRYER - LC 90, d92=DRYER - LC 90/2, d929=DRYER - LC 90/900, cw=ADDITIONAL BOILER FOR COLD WATER SUPPLY, dvgw=DVGW VALVE SYSTEM, des=DETERGENT ECONOMIZER SYSTEM, szc9=SPLASH ZONE WITH CILINDER - LC 94, ti=TANK INSULATION, ds=DOUBLE SKIN, bp=BOOSTER PUMP, sdn3=DISPENSER SYSTEM SDN-3, 98=ANGLE LOADING TABLE - LC 98

A=3/N/PE~380-400V 50-60Hz, D=3/PE~200-210V 50-60Hz, F=2/PE~220-240V 50-60Hz, G=3/N/PE~415V 50-60Hz, H=3/PE~220-230V 50-60Hz, K=3/PE~380-400V 50-60Hz, L=3/PE~415V 50-60Hz, M=3/PE~440V 60Hz, P=1/N/PE~220-230V 50-60Hz, R=2/PE~220-240V 50-60Hz, U=1/N/PE~240V 50-60Hz, V=3/PE~240V 50-60Hz, W=1/N/PE~100-110V 50-60Hz

vsezip.ru

+7(812)987-08-81



40_001_e

ID	P-code	SN from	SN to	Mod.	Acces	Volt	Description
Module: Angle loading table 90° - LC 98							
28300	15613		-				1" 1/4x30 nylon elbow
28305	15613/A		-				Fitting exauster
28310	3003024		-				Washer
28315	3003025		-				Bush
28320	3009250		-				Platform
28325	3009608		-				Leg assembly
28330	10200113		-				Floor drain
28335	10200114		-				Floor drain nut
28340	10200173		-				Gasket 75x58x2
28345	3003071		-				Clip support arm (LC98 table)

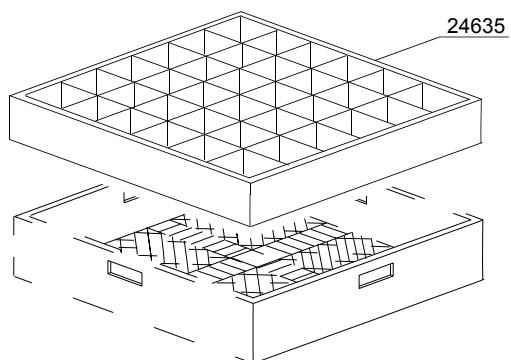
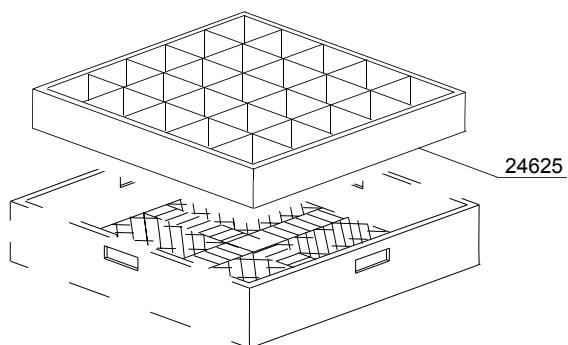
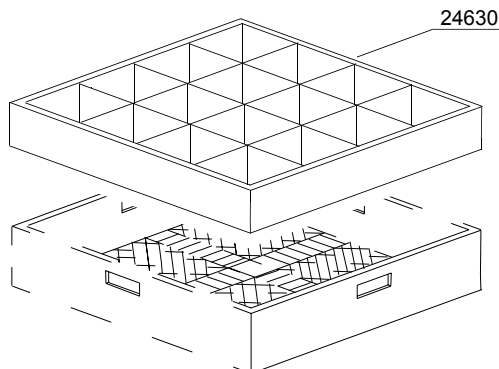
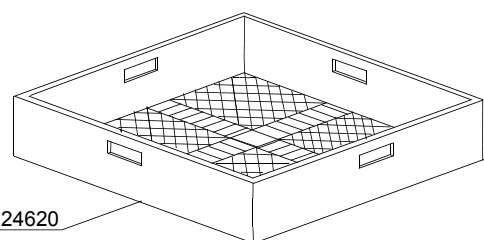
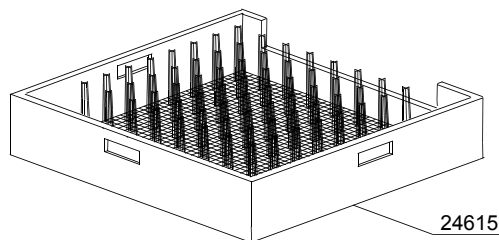
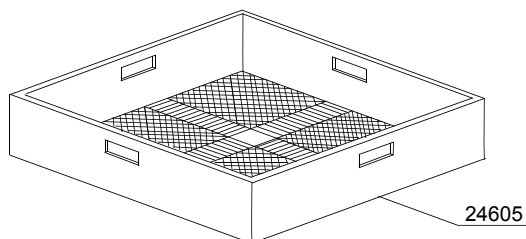
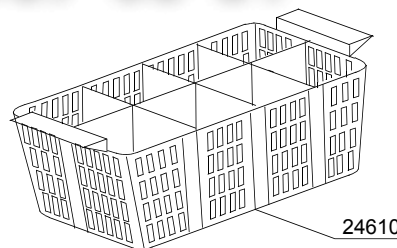
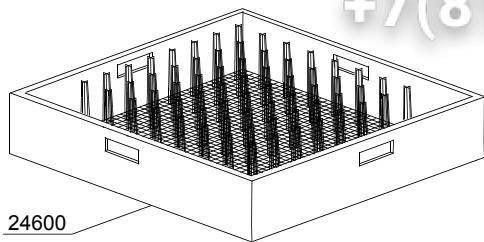
em=ELECTROMECHANICAL SWITCHES, e=ELECTRONICAL SWITCHES, uw=LOWER AND UPPER WASHER
25=25

hr=HEAT RECOVERY - TR98, hp=HEAT PUMP - TR99, sc9=STEAM CONDENSER - LC 91, csa=CONVEYOR SPEED
ADJUSTING - LC 101, 972=90°MOTORIZED CHAIN CONVEYOR - LC 97/2, 973=180°MOTORIZED CHAIN CON-
VEYOR - LC 97/3, 974=DRYER WITH 90° MOTORIZED CHAIN CONVEYOR - LC 97/4, 975=DRYER WITH 180° MO-
TORIZED CHAIN CONVEYOR - LC 97/5, d9=DRYER - LC 90, d92=DRYER - LC 90/2, d929=DRYER - LC 90/900,
cw=ADDITIONAL BOILER FOR COLD WATER SUPPLY, dvgw=DVGW VALVE SYSTEM, des=DETERGENT ECON-
OMIZER SYSTEM, szc9=SPLASH ZONE WITH CILINDER - LC 94, ti=TANK INSULATION, ds=DOUBLE SKIN,
bp=BOOSTER PUMP, sdn3=DISPENSER SYSTEM SDN-3, 98=ANGLE LOADING TABLE - LC 98

A=3/N/PE~380-400V 50-60Hz, D=3/PE~200-210V 50-60Hz, F=2/PE~220-240V 50-60Hz, G=3/N/PE~415V 50-60Hz,
H=3/PE~220-230V 50-60Hz, K=3/PE~380-400V 50-60Hz, L=3/PE~415V 50-60Hz, M=3/PE~440V 60Hz, P=1/N/PE~220-
230V 50-60Hz, R=2/PE~220-240V 50-60Hz, U=1/N/PE~240V 50-60Hz, V=3/PE~240V 50-60Hz, W=1/N/PE~100-110V
50-60Hz

vsezip.ru

+7(812)987-08-81



00_001_e

ID	P-code	SN from	SN to	Mod.	Acces.	Volt	Description
Module: Baskets							
24600	C40		-				Place conveyor basket
24605	C41		-				Tight mesh conveyor basket for cutlery
24610	C47		-				Small 8 place cutlery basket
24615	C43		-				535mm tray conveyor basket
24620	C44		-				Mod.07 universal conveyor basket
24625	C112		-				5x5 vertical glass conveyor basket
24630	C113		-				4x4 vertical glass conveyor basket
24635	C114		-				6x6 vertical glass conveyor basket

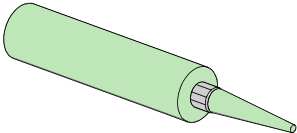
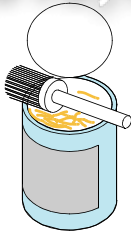
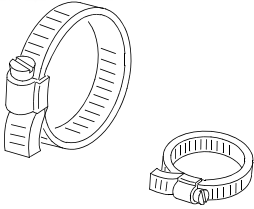

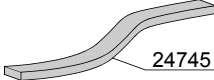
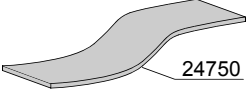
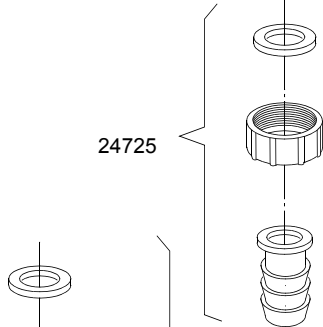
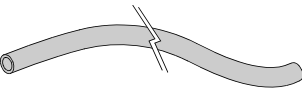
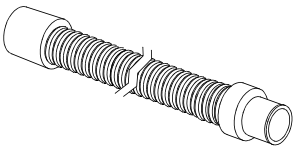
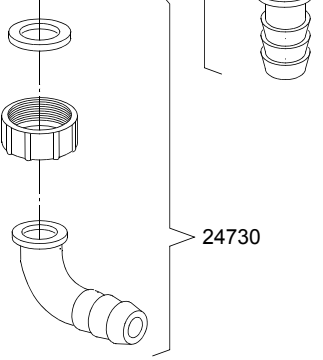
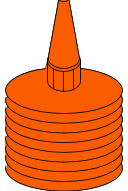
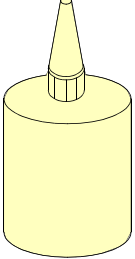
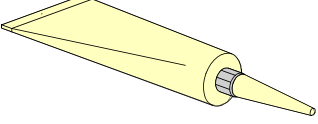
em=ELECTROMECHANICAL SWITCHES, e=ELECTRONICAL SWITCHES, uw=LOWER AND UPPER WASHER
25=25

hr=HEAT RECOVERY - TR98, hp=HEAT PUMP - TR99, sc9=STEAM CONDENSER - LC 91, csa=CONVEYOR SPEED
ADJUSTING - LC 101, 972=90°MOTORIZED CHAIN CONVEYOR - LC 97/2, 973=180°MOTORIZED CHAIN CON-
VEYOR - LC 97/3, 974=DRYER WITH 90° MOTORIZED CHAIN CONVEYOR - LC 97/4, 975=DRYER WITH 180° MO-
TORIZED CHAIN CONVEYOR - LC 97/5, d9=DRYER - LC 90, d92=DRYER - LC 90/2, d929=DRYER - LC 90/900,
cw=ADDITIONAL BOILER FOR COLD WATER SUPPLY, dvgw=DVGW VALVE SYSTEM, des=DETERGENT ECON-
OMIZER SYSTEM, szc9=SPLASH ZONE WITH CILINDER - LC 94, ti=TANK INSULATION, ds=DOUBLE SKIN,
bp=BOOSTER PUMP, sdn3=DISPENSER SYSTEM SDN-3, 98=ANGLE LOADING TABLE - LC 98

A=3/N/PE~380-400V 50-60Hz, D=3/PE~200-210V 50-60Hz, F=2/PE~220-240V 50-60Hz, G=3/N/PE~415V 50-60Hz,
H=3/PE~220-230V 50-60Hz, K=3/PE~380-400V 50-60Hz, L=3/PE~415V 50-60Hz, M=3/PE~440V 60Hz, P=1/N/PE~220-
230V 50-60Hz, R=2/PE~220-240V 50-60Hz, U=1/N/PE~240V 50-60Hz, V=3/PE~240V 50-60Hz, W=1/N/PE~100-110V
50-60Hz

vsezip.ru

+7(812)987 08 81

 <p>24700</p>	 <p>24705</p>	 <p>24760</p>
 <p>24740</p>	 <p>24745</p>  <p>24750</p>	 <p>24725</p>
 <p>24755</p>	 <p>24735</p>	 <p>24730</p>
 <p>24765</p>	 <p>24770</p>	 <p>24775</p>

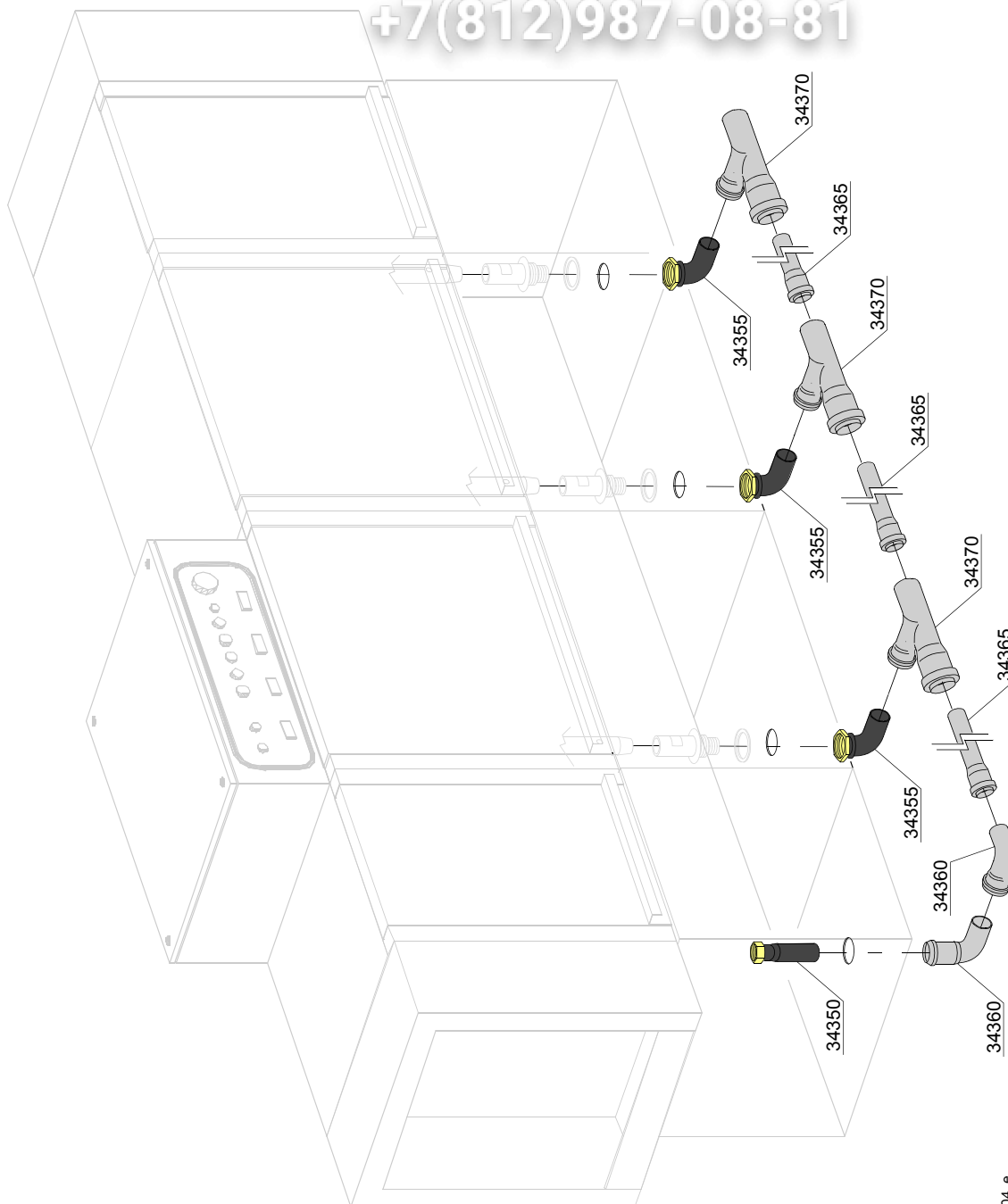
ID	P-code	SN from	SN to	Mod	Acces	Volt	Description
Module: Accessory							
24700	---		-				Silicone UNI 9610 - UNI 9611
24705	---		-				Grease for high temperatures CCIAA 629224
24705	---		-				Grease for food - Loctite 8104 Cat. N° 26560
24725	15613/A		-				Fitting exauster
24730	15613		-				1" 1/4x30 nylon elbow
24735	10727		-				Exauster pipe Ø 24mm
24735	10200112		-				Exauster pipe Ø 32mm
24740	15750		-				20x2 self-stick mousse
24745	15751		-				20x4 self-stick mousse
24750	15752		-				60x2 self-stick mousse
24755	2907350		-				Flexible pipe EPDM Ø12
24755	2907352		-				Flexible pipe EPDM Ø12 - WRAS
24755	2907353		-				Flexible pipe EPDM Ø12
24760	11807		-				Steel hose clamp 15/24
24760	11806		-				Steel hose clamp 25/40
24760	11810		-				Steel hose clamp 40/60
24760	11824		-				Steel hose clamp 50/70
24760	2902491		-				Steel hose clamp 60/80
24765	---		-				-50°C +150°C threads dope
24770	---		-				Loctite 542 Cat.N° 54246 - DIN-DVGW 86.02 e 125
24770	---		-				Loctite 243 Cat.N° 18937 - 19386
24775	---		-				Loctite 511 Cat.N° 24003 - DIN-DVGW 86.01 e 125
24775	---		-				Loctite 577 Cat.N° 25392

em=ELECTROMECHANICAL SWITCHES, e=ELECTRONICAL SWITCHES, uw=LOWER AND UPPER WASHER
25=25

hr=HEAT RECOVERY - TR98, hp=HEAT PUMP - TR99, sc9=STEAM CONDENSER - LC 91, csa=CONVEYOR SPEED
ADJUSTING - LC 101, 972=90°MOTORIZED CHAIN CONVEYOR - LC 97/2, 973=180°MOTORIZED CHAIN CON-
VEYOR - LC 97/3, 974=DRYER WITH 90° MOTORIZED CHAIN CONVEYOR - LC 97/4, 975=DRYER WITH 180° MO-
TORIZED CHAIN CONVEYOR - LC 97/5, d9=DRYER - LC 90, d92=DRYER - LC 90/2, d929=DRYER - LC 90/900,
cw=ADDITIONAL BOILER FOR COLD WATER SUPPLY, dvgw=DVGW VALVE SYSTEM, des=DETERGENT ECON-
OMIZER SYSTEM, szc9=SPLASH ZONE WITH CILINDER - LC 94, ti=TANK INSULATION, ds=DOUBLE SKIN,
bp=BOOSTER PUMP, sdn3=DISPENSER SYSTEM SDN-3, 98=ANGLE LOADING TABLE - LC 98
A=3/N/PE~380-400V 50-60Hz, D=3/PE~200-210V 50-60Hz, F=2/PE~220-240V 50-60Hz, G=3/N/PE~415V 50-60Hz,
H=3/PE~220-230V 50-60Hz, K=3/PE~380-400V 50-60Hz, L=3/PE~415V 50-60Hz, M=3/PE~440V 60Hz, P=1/N/PE~220-
230V 50-60Hz, R=2/PE~220-240V 50-60Hz, U=1/N/PE~240V 50-60Hz, V=3/PE~240V 50-60Hz, W=1/N/PE~100-110V
50-60Hz

vsezip.ru

+7(812)987-08-81



00_004_e

ID	P-code	SN from	SN to	Mod.	Acces.	Volt	Description
Module: Centralized drainage components							
34350	3060173		-				Straight pipe+brass nut dia Ø40 x 1/1"4
34355	3060174		-				Bend pipe + brass nut dia Ø40 x 1"1/4
34360	3060248		-				90° P.P Curve HTB Ø40
34365	3060172		-				P.P Tube HTDM 40/2
34370	3060176		-				"T" Pipe fitting PP-FF-M Ø40

em=ELECTROMECHANICAL SWITCHES, e=ELECTRONICAL SWITCHES, uw=LOWER AND UPPER WASHER
25=25

hr=HEAT RECOVERY - TR98, hp=HEAT PUMP - TR99, sc9=STEAM CONDENSER - LC 91, csa=CONVEYOR SPEED ADJUSTING - LC 101, 972=90°MOTORIZED CHAIN CONVEYOR - LC 97/2, 973=180°MOTORIZED CHAIN CONVEYOR - LC 97/3, 974=DRYER WITH 90° MOTORIZED CHAIN CONVEYOR - LC 97/4, 975=DRYER WITH 180° MOTORIZED CHAIN CONVEYOR - LC 97/5, d9=DRYER - LC 90, d92=DRYER - LC 90/2, d929=DRYER - LC 90/900, cw=ADDITIONAL BOILER FOR COLD WATER SUPPLY, dvgw=DVGW VALVE SYSTEM, des=DETERGENT ECONOMIZER SYSTEM, szc9=SPLASH ZONE WITH CILINDER - LC 94, ti=TANK INSULATION, ds=DOUBLE SKIN, bp=BOOSTER PUMP, sdn3=DISPENSER SYSTEM SDN-3, 98=ANGLE LOADING TABLE - LC 98
A=3/N/PE~380-400V 50-60Hz, D=3/PE~200-210V 50-60Hz, F=2/PE~220-240V 50-60Hz, G=3/N/PE~415V 50-60Hz, H=3/PE~220-230V 50-60Hz, K=3/PE~380-400V 50-60Hz, L=3/PE~415V 50-60Hz, M=3/PE~440V 60Hz, P=1/N/PE~220-230V 50-60Hz, R=2/PE~220-240V 50-60Hz, U=1/N/PE~240V 50-60Hz, V=3/PE~240V 50-60Hz, W=1/N/PE~100-110V 50-60Hz