

Зип Общепит

vsezip.ru

+7(812)987-08-81

# RACK CONVEYOR MACHINE

ELECTROMECHANICAL SWITCHES

LOWER AND UPPER WASHER

TYPE: 23

Accessories

STEAM CONDENSER - LC 91

CONVEYOR SPEED ADJUSTING - LC 101

90°MOTORIZED CHAIN CONVEYOR - LC 97/2

180°MOTORIZED CHAIN CONVEYOR - LC 97/3

DRYER WITH 90° MOTORIZED CHAIN CONVEYOR - LC 97/4

DRYER WITH 180° MOTORIZED CHAIN CONVEYOR - LC 97/5

DRYER - LC 90

DRYER - LC 90/2

ADDITIONAL BOILER FOR COLD WATER SUPPLY

DVGW VALVE SYSTEM

SPLASH ZONE WITH CILINDER - LC 94

SPLASH ZONE - LC 93

TANK INSULATION

DOUBLE SKIN

BOOSTER PUMP

DISPENSER SYSTEM SDN-3

ANGLE LOADING TABLE - LC 98

---

## Spare parts Manual

---



**INFORMAZIONI GENERALI**

Questo catalogo serve per richiedere con esattezza le parti di ricambio

Nelle ordinazioni indicare:

- 1) il numero dei codici dei particolari seguito dalla descrizione e la quantità desiderata;
- 2) Il codice alfa-numerico presente nella seconda colonna della tabella ;

**I disegni delle parti di ricambio sono solo indicativi e non rappresentano il pezzo in oggetto.**

**I dati contenuti in questo catalogo sono indicativi e possono essere soggetti a modifiche senza impegno di preavviso.**

**ALLGEMEINE INFORMATIONEN**

Dieser Ersatzteilkatalog dient zur genauen Angabe der Teile bei Ersatzteilbestellungen.

Bei Ersatzbestellung ist folgendes anzugeben:

- 1) Die Bestellnummer der Ersatzteile mit der entsprechenden Beschreibung genaue Menge;
- 2) Der alpha-numerischer Code auf der zweiten Reihe in dein Schuld;

**Die Zeichnungen der Ersatzteile sind nur als Hinweise gedacht und stellen nicht das betroffene Teil dar.**

**Bei den im Katalog angeführten Daten handelt es sich um Anhaltsdaten, die jederzeit, ohne Vorankündigung, geändert werden können.**

**GENERAL INFORMATION**

The present spare parts order exactly the right spare parts

When ordering specify:

- 1) the part's code number followed by its description and quantity needed;
- 2) The alpha-numeric code is in the second column in the chart;

**Spare parts drawings are general and do not represent the part.**

**The contents of this catalogue are general and can undergo changes without prior notice.**

**INFORMACIONES GENERALES**

El presente catálogo sirve para pedir con exactitud las partes de repuesto

En los pedidos se debe indicar:

- 1) el número de código de la parte y a continuación la descripción cantidad deseada;
- 2) El código alfanumerico presente en la segnada columna de la tabla;

**Los diseños de las partes de recambio son solo indicativos y no representan la pieza en cuestión.**

**Los datos contenidos en el presente catálogo son indicativos y pueden modificarse sin aviso previo.**

**INFORMATIONS GENERALES**

Ce catalogue permet de commander correctement les pièces détachées

Les commandes doivent être passées en indiquant:

- 1) le numero de code des pièces détachées suivi de leur description quantité désirée;
- 2) le code alphanumérique dans la deuxième colonne du tableau;

**Les plans des pièces détachées sont fournis seulement à titre indicatif et ne représentent pas la pièce concernée.**

**Les données de ce catalogue sont citées seulement à titre indicatif et peuvent être l'objet de modifications sans avis préalable.**

**ESEMPIO  
EXAMPLE  
EXEMPLE  
BEISPIEL**

Rif.	Codici
MODULE:Particolari	
10505	540903
10510	540908
10515	15065/A
10520	540086
10525	540028



**Note**

Tutte le informazioni riportate si intendono aggiornate alla data di stampa. Il Produttore si riserva il diritto di apportare qualsiasi modifica richiesta dallo sviluppo evolutivo dei suddetti prodotti.

Per la sicurezza ,la garanzia, l'affidabilità ed il valore della lavastoviglie usa solo ricambi originali. **Per alcuni codici, sono richieste quantità minime d'ordine.**



**Attenzione**

Questo libretto è parte integrante della lavastoviglie e, in caso di passaggio di proprietà, deve essere consegnato al nuovo acquirente.



**Remarque**

Toutes les informations contenues dans ce manuel s'entendent mises à jour à la date d'impression. En raison du développement constant de ses produits, usine se réserve le droit d'apporter à tout instant les modifications qu'elle jugera utiles.

Pour la sécurité, la garantie, la fiabilité et la valeur de votre lavevaisselles n'utilisez que des pièces de rechange d'origine. **Pour quelque référence on demande un minimum de pièces par commande**



**Attention**

Ce manuel doit être considéré comme partie intégrante de la lavevaisselles, en cas de transfert de propriété, doit toujours être remis au nouveau propriétaire.



**Note**

The information contained herein is valid at the time of going to print. The Company reserves the right to make any changes required by the future development of the above-mentioned products.

For your safety, as well as to preserve the warranty reliability and worth of your dishwashers , use original spare parts only. **For some codes a minimum quantity for order is required.**



**Warning**

This manual forms an integral part of the dishwashers and - if a transfer of title occurs - must always be handed over to the new owner.



**Hinweis**

Die Der Hersteller behält sich das Recht vor, jegliche, durch eine Weiterentwicklung der genannten Produkte bedingte Änderungen vornehmen zu können.

Verwenden Sie für Ihre Sicherheit, die Garantie, die Zuverlässigkeit und den Wert Ihrer machine originale Ersatzteile. **Für bestimmte Code nummer werden mindesten bestellungen verlangt.**



**Achtung**

Diese Betriebsanleitung ist Bestandteile des machine und muss bei seinem Weiterverkauf dem neuen Besitzer ausgehändigt werden.



+7(812)987-08-81



**Code** DW 999XXYYYY **CL/Part**

**Model DESCRIPTION**

**S/N** DW A 1015770 Type .....

400V 3N 50HZ 8A  
3500W 500W

 16A

**IPX3**

Pressione Dinamica alimentazione idrica 200-500 kPa  
Pression dynamique arrivée d'eau  
Dynamic pressure water supply  
Dynamischer Druck assereinlauf

Pressione dinamica vapore saturo  
Pression dynamique vapore satueèè  
Dymanischer Druck gesattigter Dampf  
Pression Dinamica Vapor Saturado

**TECHICAL SPECIFICATION**



**MADE IN ITALY**

Temperatura massima acqua in ingresso 60°C  
Temperature max eau a l'entre  
Maximale Temperatur Wasseranschlü  
Maximum Water temperature in-feeding

Model 

S/N 



Spare parts

---

**Зип Общепит**

**vsezip.ru**

**+7(812)987-08-81**

vsezip.ru

+7(812)987-08-81

## 1. Spare parts

Control Panel .....	11
Electric parts.....	13
General parts .....	15
General parts .....	17
Economizer components .....	19
Curtains group components .....	21
Inverter.....	23
Time relay .....	25
Tank Particular .....	27
Tank Particular .....	31
Dryer LC90 - LC90/2 (6 - 12kW) - part 1...	35
Dryer LC80 - LC90 (6kW) - part 2....	37
Dryer LC90/2 - LC90/900 (12kW) - part 2...	39
Dryer LC90 - LC90/2 (6 - 12kW) - electric components...	41
Motorized curve 90° - LC 97/2 .....	43
Mecanized curve 90° - LC 77/2 .....	45

<b>Mecanized curve 180° - LC 77/3 .....</b>	<b>47</b>
<b>Dryer motorized curve 90° - LC 97/4.</b>	<b>51</b>
<b>Dryer mechanics curve 90° - LC 77/4...</b>	<b>53</b>
<b>Motorized curve 90° - LC 97/2: electric parts...</b>	<b>55</b>
<b>Motorized curve 90° - LC 97/2: electric parts double speed - - remote control .....</b>	<b>57</b>
<b>Motorized curve 180° - LC 97/3 .....</b>	<b>59</b>
<b>Dryer motorized curve 180° - LC 97/5...</b>	<b>61</b>
<b>Motorized curve 180° - LC 97/3: electric parts...</b>	<b>63</b>
<b>Motorized curve 180° - LC 97/3: electric parts double speed - remote control .....</b>	<b>65</b>
<b>Steam condenser LC91 - part 1.....</b>	<b>67</b>
<b>Steam condenser LC91 - part 2.....</b>	<b>69</b>
<b>Steam condenser TR91 - part 1.....</b>	<b>71</b>
<b>Steam condenser TR91 - part 2.....</b>	<b>73</b>
<b>Steam condenser LC-91 / TR-91 part 3...</b>	<b>75</b>
<b>Additional boiler components .....</b>	<b>77</b>
<b>Additional boiler: electical components..</b>	<b>79</b>
<b>DVGW valve .....</b>	<b>81</b>
<b>Motorgear components module 1300 .</b>	<b>83</b>
<b>Washing components 5+3 .....</b>	<b>85</b>

Washing components 6+3.....	87
Washing components 4+3.....	89
Prerinsing components .....	91
Prerinsing components .....	93
System components sanitization .....	95
Rinsing components .....	97
Rinsing components .....	99
Rinsing components .....	101
Rinsing components .....	103
Internal components washing module 1300..	105
Internal components washing module 1300...	107
Boiler components .....	111
Solenoid valves components: tank loading + rinsing...	113
Solenoid valves components: tank loading + rinsing + steam condenser .....	115
Conveyor parts .....	117
Splash zone with cilinder LC94.....	119
Splash zone L500 .....	121
Tank insulation.....	123
Double skin.....	125

**Booster pump..... 127**

**Dispensers SDN-3..... 129**

**Angle loading table 90° - LC 98 ..... 131**

**Baskets..... 133**

**Accessory..... 135**



## 1.1 Voltage codes

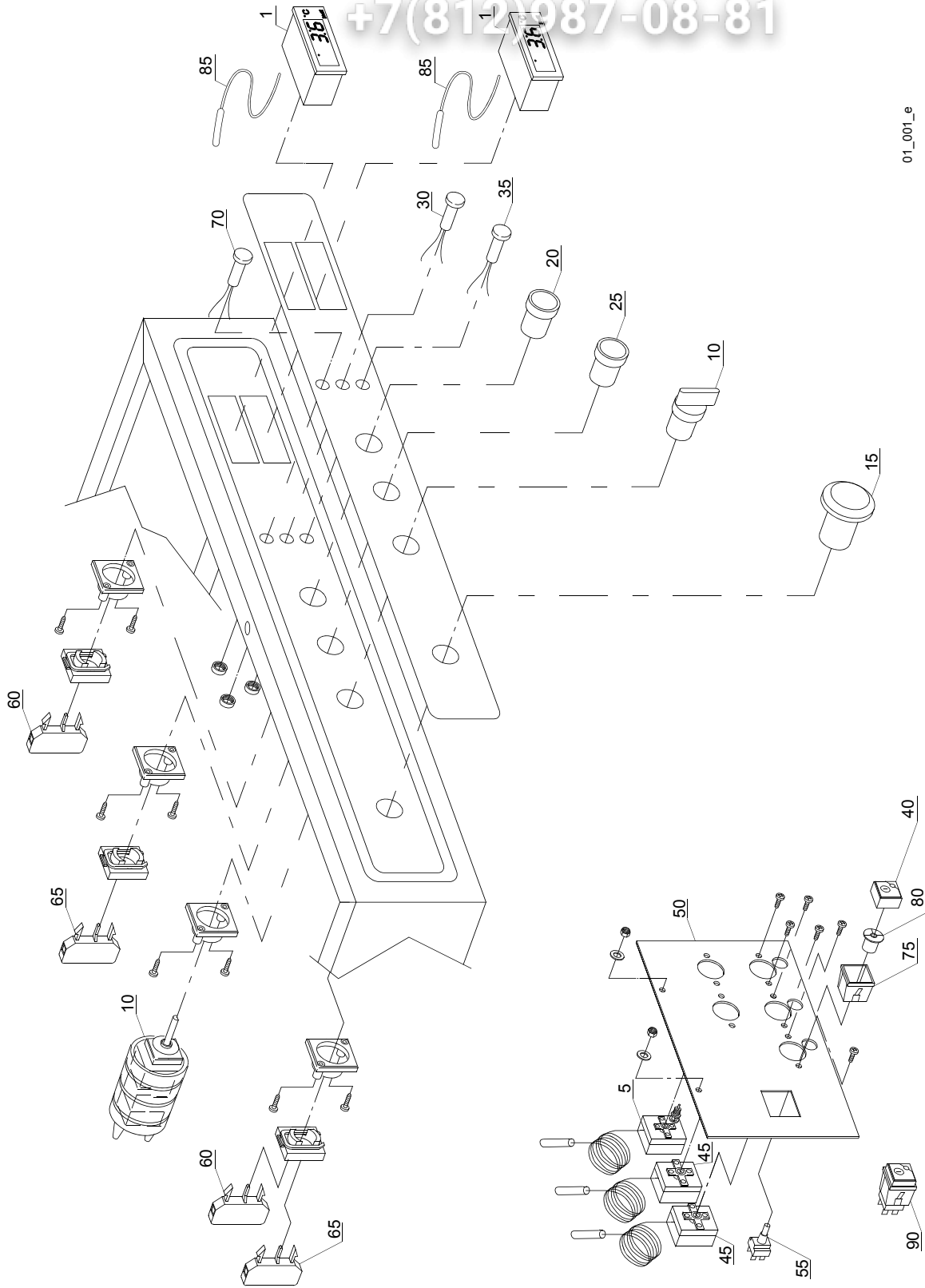
Volt	Voltage code
A	3/N/PE~380-400V 50-60Hz
D	3/PE~200-210V 50-60Hz
F	2/PE~220-240V 50-60Hz
G	3/N/PE~415V 50-60Hz
H	3/PE~220-230V 50-60Hz
K	3/PE~380-400V 50-60Hz
L	3/PE~415V 50-60Hz
M	3/PE~440V 60Hz
P	1/N/PE~220-230V 50-60Hz
R	2/PE~220-240V 50-60Hz
U	1/N/PE~240V 50-60Hz
V	3/PE~240V 50-60Hz
W	1/N/PE~100-110V 50-60Hz

## 1.2 Product codes

Product code	Full name
Model codes	
em	ELECTROMECHANICAL SWITCHES
e	ELECTRONICAL SWITCHES
uw	LOWER AND UPPER WASHER
Type codes	
23	23
Accessory codes	
sc9	STEAM CONDENSER - LC 91
csa	CONVEYOR SPEED ADJUSTING - LC 101
972	90°MOTORIZED CHAIN CONVEYOR - LC 97/2
973	180°MOTORIZED CHAIN CONVEYOR - LC 97/3
974	DRYER WITH 90° MOTORIZED CHAIN CONVEYOR - LC 97/4
975	DRYER WITH 180° MOTORIZED CHAIN CONVEYOR - LC 97/5
d9	DRYER - LC 90
d92	DRYER - LC 90/2
cw	ADDITIONAL BOILER FOR COLD WATER SUPPLY
dvgw	DVGW VALVE SYSTEM
szc9	SPLASH ZONE WITH CILINDER - LC 94
sz9	SPLASH ZONE - LC 93
ti	TANK INSULATION
ds	DOUBLE SKIN
bp	BOOSTER PUMP
sdn3	DISPENSER SYSTEM SDN-3
98	ANGLE LOADING TABLE - LC 98

vsezip.ru

+7(812)987-08-81



ID	P-code	SN from	SN to	Mod.	Acces.	Volt	Description
<b>Module:Control Panel</b>							
1	2000402		-	em,uw			Thermometer
5	2000430		-	em,uw			Safety thermostat
10	3002031		-	em,uw			Selector with knob
15	3002050		-	em,uw			Emergency button
20	3002053		-	em,uw			Push button green
25	3002055		-	em,uw			Button red
30	3002065		-	em,uw			Signal light red
35	3002067		-	em,uw			Signal light yellow
40	15874		-	em,uw			Green main switch
45	10707/1		-	em,uw			Thermostat 0 - 90° (TB2)
50	3009114		-	em,uw			Assembly plate
55	15812		-	em,uw			Starter electric component
60	3002054		-	em,uw			Green contact piece (NO)
65	3002056		-	em,uw			Red contact piece (NC)
70	3002066		-	em,uw			Signal light green
75	15815		-	em,uw			Support square single
80	15824		-	em,uw			Green-orange cam
85	2000401		-	em,uw			Thermometer probe
90	15849		-	em,uw			Switch assembly (PM2)

em=ELECTROMECHANICAL SWITCHES, uw=LOWER AND UPPER WASHER

23=23

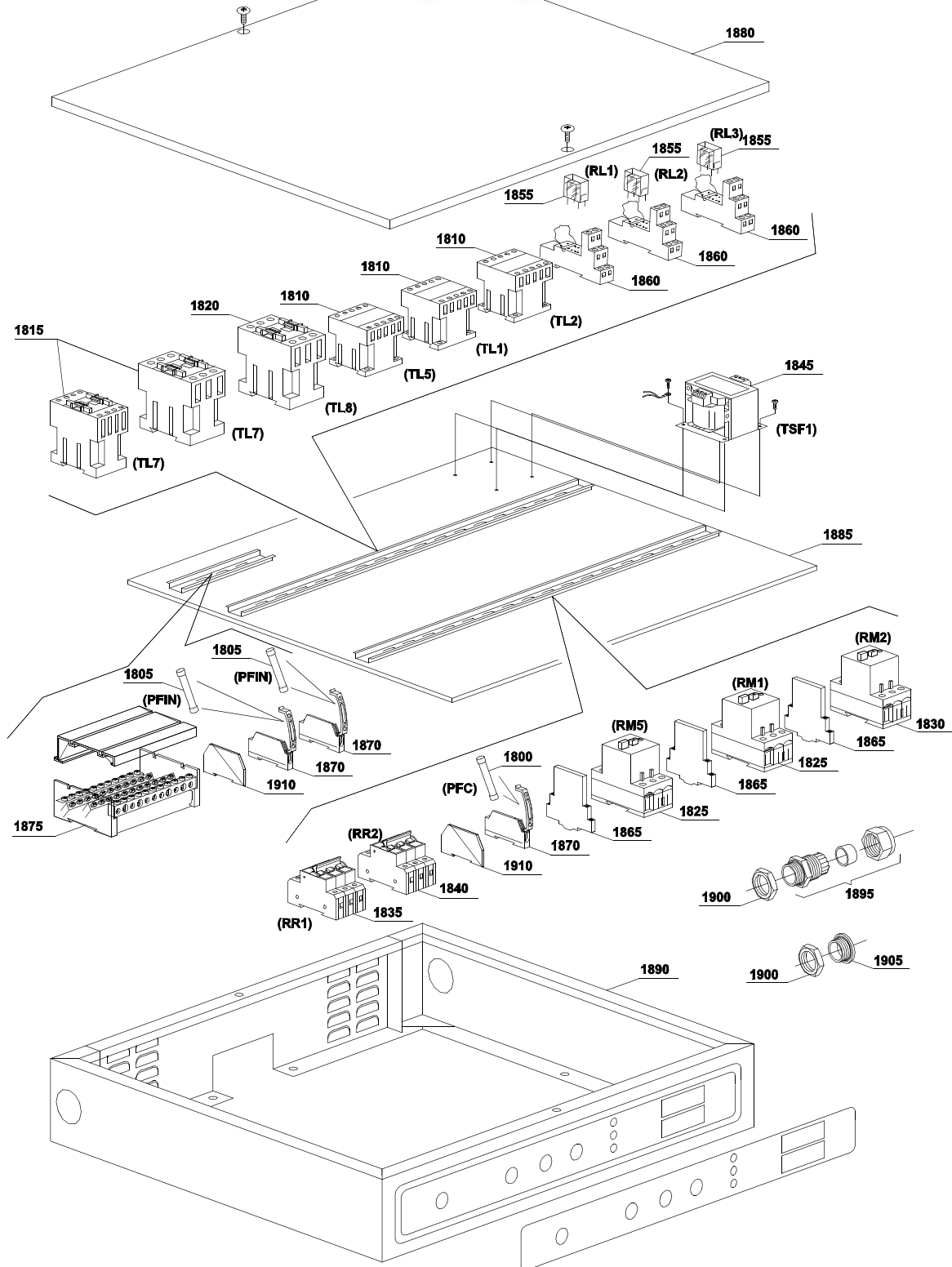
sc9=STEAM CONDENSER - LC 91, csa=CONVEYOR SPEED ADJUSTING - LC 101, 972=90°MOTORIZED CHAIN CONVEYOR - LC 97/2, 973=180°MOTORIZED CHAIN CONVEYOR - LC 97/3, 974=DRYER WITH 90° MOTORIZED CHAIN CONVEYOR - LC 97/4, 975=DRYER WITH 180° MOTORIZED CHAIN CONVEYOR - LC 97/5, d9=DRYER - LC 90, d92=DRYER - LC 90/2, cw=ADDITIONAL BOILER FOR COLD WATER SUPPLY, dvgw=DVGW VALVE SYSTEM, szc9=SPLASH ZONE WITH CILINDER - LC 94, sz9=SPLASH ZONE - LC 93, ti=TANK INSULATION, ds=DOUBLE SKIN, bp=BOOSTER PUMP, sdn3=DISPENSER SYSTEM SDN-3, 98=ANGLE LOADING TABLE - LC 98

A=3/N/PE~380-400V 50-60Hz, D=3/PE~200-210V 50-60Hz, F=2/PE~220-240V 50-60Hz, G=3/N/PE~415V 50-60Hz, H=3/PE~220-230V 50-60Hz, K=3/PE~380-400V 50-60Hz, L=3/PE~415V 50-60Hz, M=3/PE~440V 60Hz, P=1/N/PE~220-230V 50-60Hz, R=2/PE~220-240V 50-60Hz, U=1/N/PE~240V 50-60Hz, V=3/PE~240V 50-60Hz, W=1/N/PE~100-110V 50-60Hz

vsezip.ru

+7(812)987-08-81

02\_003\_e



ID	P-code	SN from	SN to	Mod.	Acces.	Volt	Description
<b>Module: Electric parts</b>							
1800	15160		-	em,uw		A	Fuse 5x20 10A
1805	15163		-	em,uw		A	Fuse 5x20 1A
1810	2000370		-	em,uw		A	Contactora MC9
1815	2000380		-	em,uw		A	Contactora BF12 (heating element < 9 kW)
1815	2000385		-	em,uw		A	Contactora BF20 (heating element > 9 kW)
1820	2000385		-	em,uw		A	Contactora BF20
1825	2000390		-	em,uw		A	Motorprotector 1 - 1.6A
1830	2000400		-	em,uw		A	Motorprotector 4 - 6.3A
1835	2000403		-	em,uw		A	Automatic fuse C20 (heating element < 9kW)
1835	2000404		-	em,uw		A	Automatic fuse C25 (heating element > 9kW)
1840	2000403		-	em,uw		A	Automatic fuse C20 (heating element < 9kW)
1840	2000404		-	em,uw		A	Automatic fuse C25 (heating element > 9kW)
1845	3006061		-	em,uw		A	Transformer 200VA
1845	3006060		-	em,uw		A	Transformer 160VA
1855	3006078		-	em,uw		A	Relay
1860	3006079		-	em,uw		A	Base for relay
1865	3006080		-	em,uw		A	Auxiliary contact LMS25
1870	3006147		-	em,uw		A	Fuse holder
1875	3006154		-	em,uw		A	Terminal board
1880	3009457		-	em,uw		A	Control panel cover
1885	3009458		-	em,uw		A	Electric parts pannel
1890	3019033		-	em,uw		A	Comand parts pannel
1895	80419		-	em,uw		A	Cable-fastener PG29
1900	80420		-	em,uw		A	Lock nut
1905	80421		-	em,uw		A	Plug PG29
1910	3006144		-	em,uw		A	Fuse holder covering plate

em=ELECTROMECHANICAL SWITCHES, uw=LOWER AND UPPER WASHER

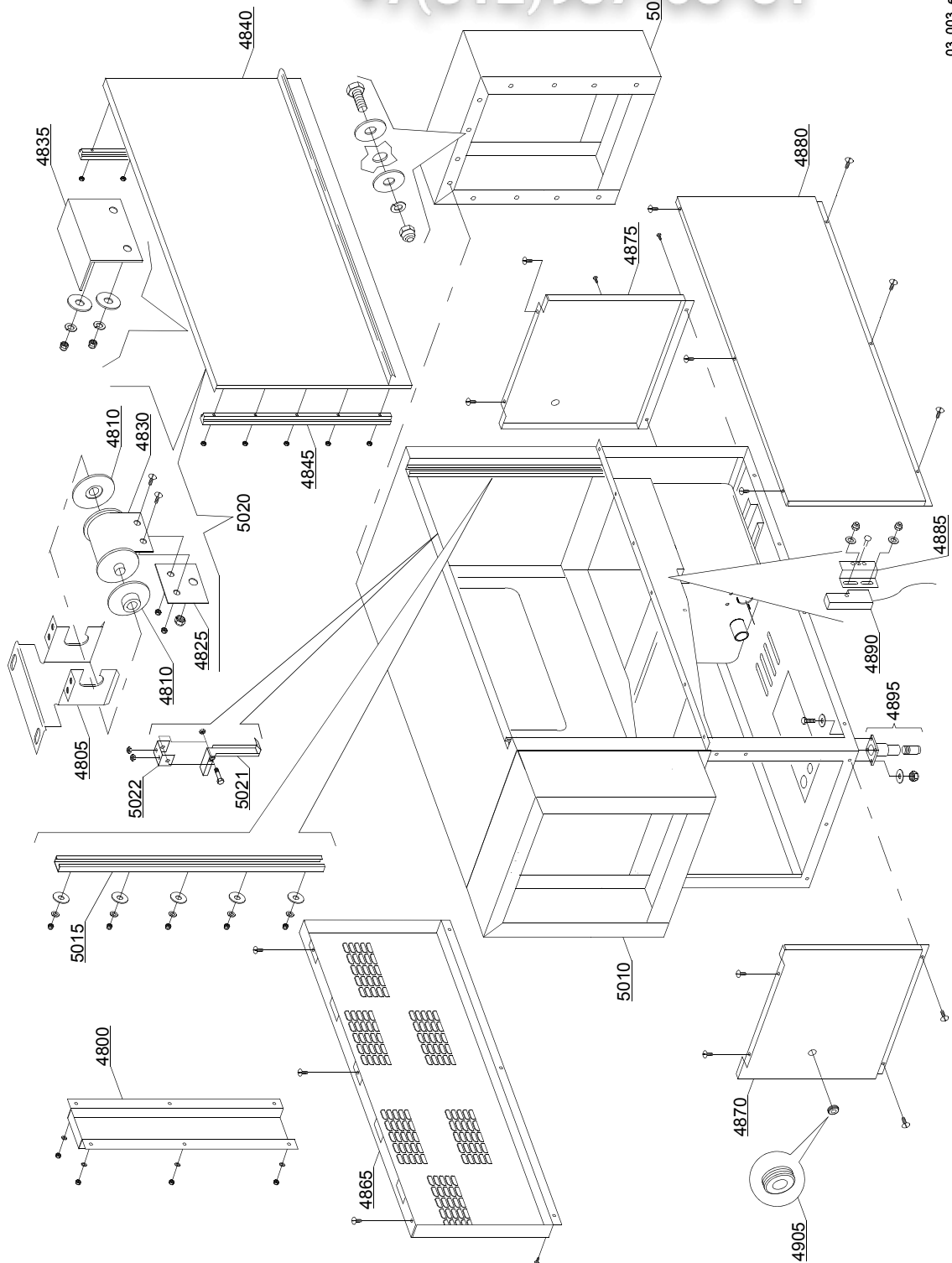
23=23

sc9=STEAM CONDENSER - LC 91, csa=CONVEYOR SPEED ADJUSTING - LC 101, 972=90°MOTORIZED CHAIN CONVEYOR - LC 97/2, 973=180°MOTORIZED CHAIN CONVEYOR - LC 97/3, 974=DRYER WITH 90° MOTORIZED CHAIN CONVEYOR - LC 97/4, 975=DRYER WITH 180° MOTORIZED CHAIN CONVEYOR - LC 97/5, d9=DRYER - LC 90, d92=DRYER - LC 90/2, cw=ADDITIONAL BOILER FOR COLD WATER SUPPLY, dvgw=DVGW VALVE SYSTEM, szc9=SPLASH ZONE WITH CILINDER - LC 94, sz9=SPLASH ZONE - LC 93, ti=TANK INSULATION, ds=DOUBLE SKIN, bp=BOOSTER PUMP, sdn3=DISPENSER SYSTEM SDN-3, 98=ANGLE LOADING TABLE - LC 98

A=3/N/PE~380-400V 50-60Hz, D=3/PE~200-210V 50-60Hz, F=2/PE~220-240V 50-60Hz, G=3/N/PE~415V 50-60Hz, H=3/PE~220-230V 50-60Hz, K=3/PE~380-400V 50-60Hz, L=3/PE~415V 50-60Hz, M=3/PE~440V 60Hz, P=1/N/PE~220-230V 50-60Hz, R=2/PE~220-240V 50-60Hz, U=1/N/PE~240V 50-60Hz, V=3/PE~240V 50-60Hz, W=1/N/PE~100-110V 50-60Hz

vsezip.ru

+7(812)987 08-81



03\_003\_e

ID	P-code	SN from	SN to	Mod.	Acces.	Volt	Description
<b>Module:General parts</b>							
4800	3009322		-	em,uw			Rear cover
4805	3009664		-	em,uw			Spring support
4810	3004012		-	em,uw			Spring holder
4825	3009555		-	em,uw			Spring clamping plate
4830	3004011		-	em,uw			Door spring BBSR 23
4835	3009269		-	em,uw			Door stop
4840	3009404		-	em,uw			Door assembly
4845	3004026		-	em,uw			Door guide
4865	3009173		-	em,uw			Rear panel
4870	3009188		-	em,uw			Cover left
4875	3009189		-	em,uw			Cover right
4880	3009465		-	em,uw			Front cover
4885	3009112		-	em,uw			Microswitch support
4890	3003112		-	em,uw			Door microswitch
4895	80116		-	em,uw			Foot
4905	13329		-	em,uw			Fairlead
5010	3019021		-	em,uw			Splash zone
5015	3009033		-	em,uw			Slideways
5020	3009905		-	em,uw			Spring assembly BBSR 23
5021	3000323		-	em,uw			Hook door
5022	3000324		-	em,uw			Hook support

em=ELECTROMECHANICAL SWITCHES, uw=LOWER AND UPPER WASHER

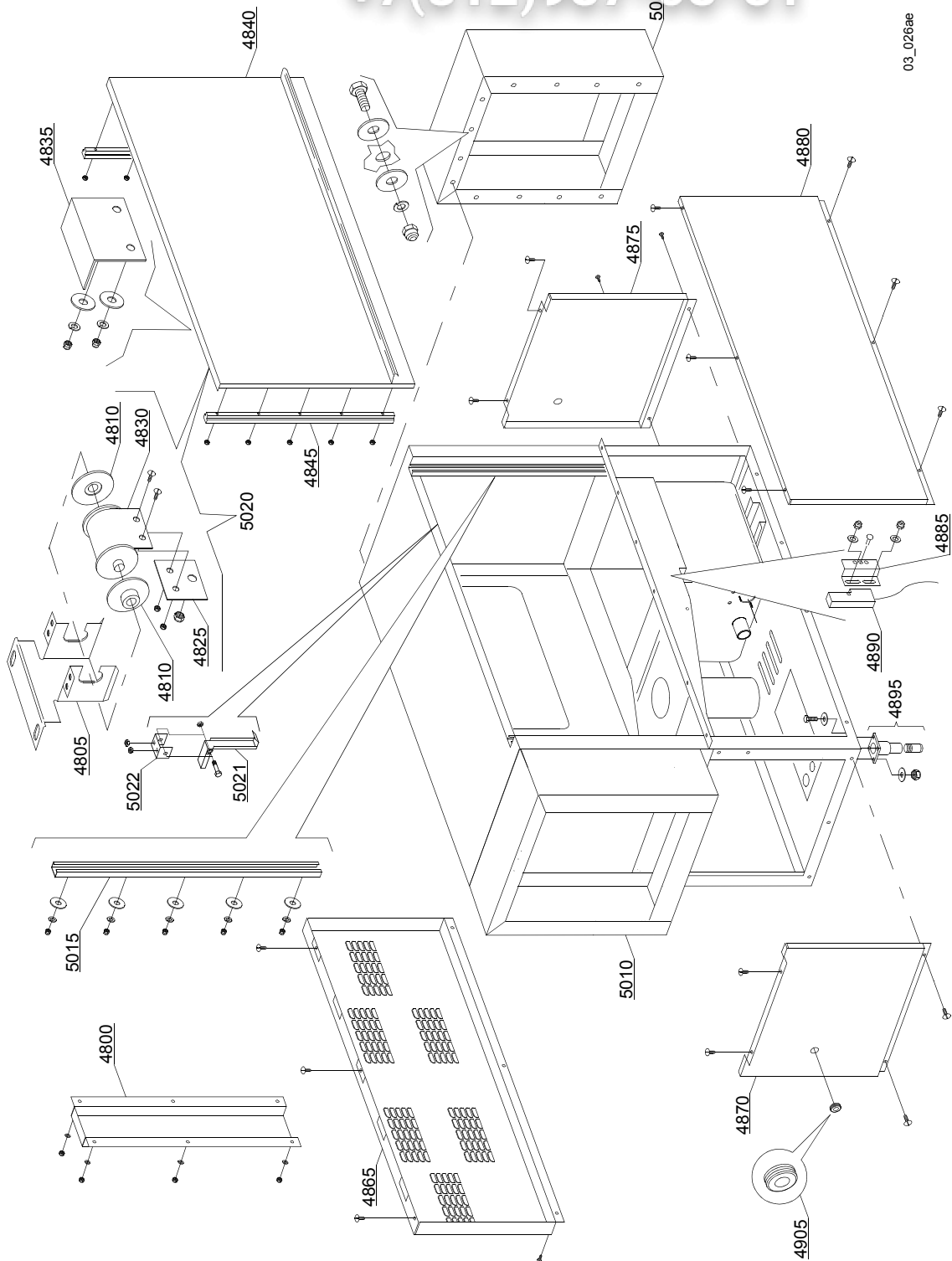
23=23

sc9=STEAM CONDENSER - LC 91, csa=CONVEYOR SPEED ADJUSTING - LC 101, 972=90°MOTORIZED CHAIN CONVEYOR - LC 97/2, 973=180°MOTORIZED CHAIN CONVEYOR - LC 97/3, 974=DRYER WITH 90° MOTORIZED CHAIN CONVEYOR - LC 97/4, 975=DRYER WITH 180° MOTORIZED CHAIN CONVEYOR - LC 97/5, d9=DRYER - LC 90, d92=DRYER - LC 90/2, cw=ADDITIONAL BOILER FOR COLD WATER SUPPLY, dvgw=DVGW VALVE SYSTEM, szc9=SPLASH ZONE WITH CILINDER - LC 94, sz9=SPLASH ZONE - LC 93, ti=TANK INSULATION, ds=DOUBLE SKIN, bp=BOOSTER PUMP, sdn3=DISPENSER SYSTEM SDN-3, 98=ANGLE LOADING TABLE - LC 98

A=3/N/PE~380-400V 50-60Hz, D=3/PE~200-210V 50-60Hz, F=2/PE~220-240V 50-60Hz, G=3/N/PE~415V 50-60Hz, H=3/PE~220-230V 50-60Hz, K=3/PE~380-400V 50-60Hz, L=3/PE~415V 50-60Hz, M=3/PE~440V 60Hz, P=1/N/PE~220-230V 50-60Hz, R=2/PE~220-240V 50-60Hz, U=1/N/PE~240V 50-60Hz, V=3/PE~240V 50-60Hz, W=1/N/PE~100-110V 50-60Hz

vsezip.ru

+7(812)987-08-81



03\_026ae



ID	P-code	SN from	SN to	Mod.	Acces.	Volt	Description
<b>Module:General parts</b>							
4800	3009322		-	em,uw			Rear cover
4805	3009909		-	em,uw			Spring support
4810	3004012		-	em,uw			Spring holder
4825	3009555		-	em,uw			Spring clamping plate
4830	3004011		-	em,uw			Door spring BBSR 23
4835	3009269		-	em,uw			Door stop
4840	3009404		-	em,uw			Door assembly
4845	3004026		-	em,uw			Door guide
4850	3003958		-	em,uw			Pin
4865	3009173		-	em,uw			Rear panel
4870	3009188		-	em,uw			Cover left
4875	3009189		-	em,uw			Cover right
4880	3009465		-	em,uw			Front cover
4885	3009112		-	em,uw			Microswitch support
4890	3003112		-	em,uw			Door microswitch
4895	80116		-	em,uw			Foot
4905	13329		-	em,uw			Fairlead
5010	3019021		-	em,uw			Splash zone
5015	3009033		-	em,uw			Slideways
5020	3009905		-	em,uw			Spring assembly BBSR 23
5021	3000323		-	em,uw			Hook door
5022	3000324		-	em,uw			Hook support

em=ELECTROMECHANICAL SWITCHES, uw=LOWER AND UPPER WASHER

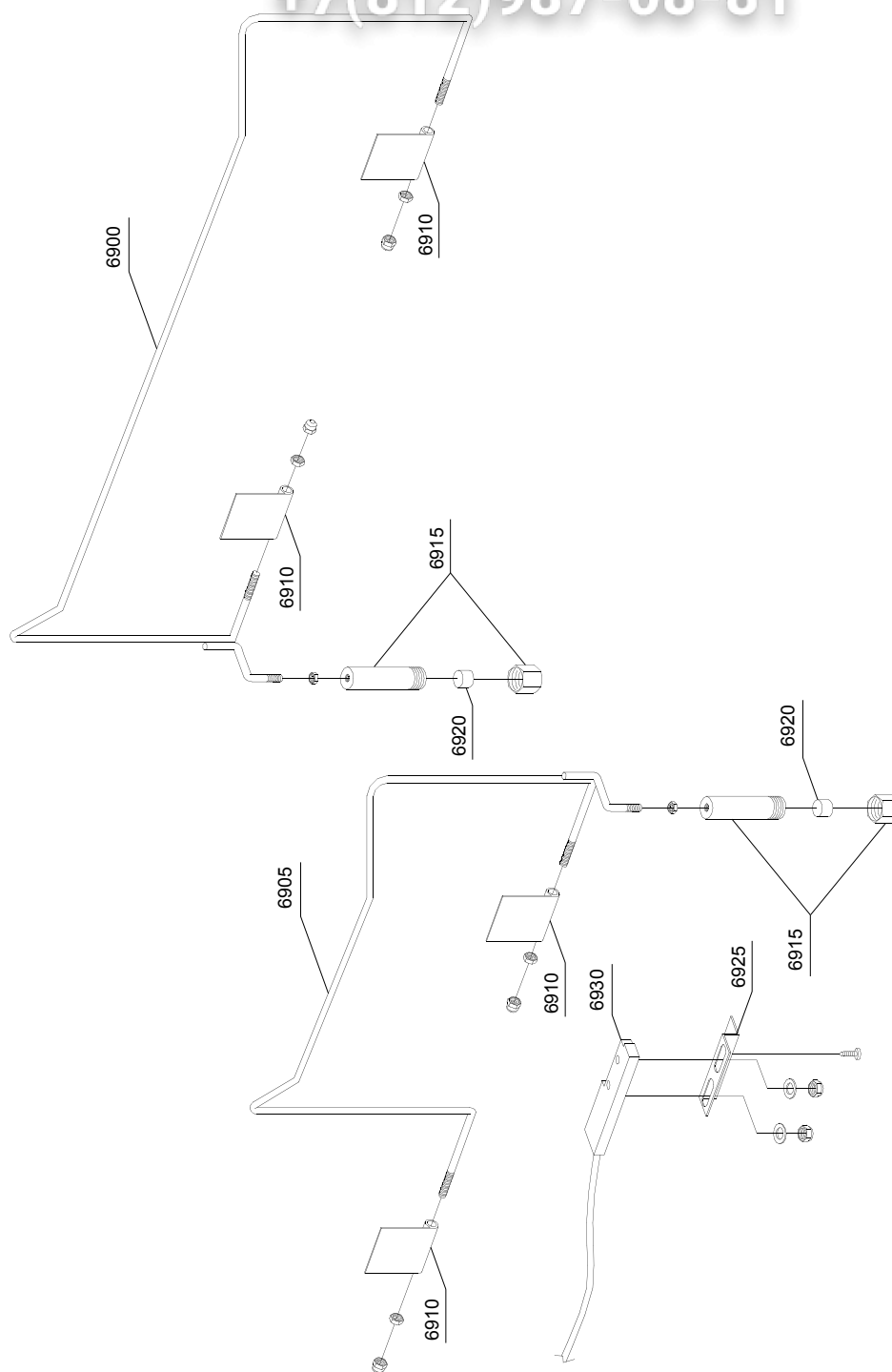
23=23

sc9=STEAM CONDENSER - LC 91, csa=CONVEYOR SPEED ADJUSTING - LC 101, 972=90°MOTORIZED CHAIN CONVEYOR - LC 97/2, 973=180°MOTORIZED CHAIN CONVEYOR - LC 97/3, 974=DRYER WITH 90° MOTORIZED CHAIN CONVEYOR - LC 97/4, 975=DRYER WITH 180° MOTORIZED CHAIN CONVEYOR - LC 97/5, d9=DRYER - LC 90, d92=DRYER - LC 90/2, cw=ADDITIONAL BOILER FOR COLD WATER SUPPLY, dvgw=DVGW VALVE SYSTEM, szc9=SPLASH ZONE WITH CILINDER - LC 94, sz9=SPLASH ZONE - LC 93, ti=TANK INSULATION, ds=DOUBLE SKIN, bp=BOOSTER PUMP, sdn3=DISPENSER SYSTEM SDN-3, 98=ANGLE LOADING TABLE - LC 98

A=3/N/PE~380-400V 50-60Hz, D=3/PE~200-210V 50-60Hz, F=2/PE~220-240V 50-60Hz, G=3/N/PE~415V 50-60Hz, H=3/PE~220-230V 50-60Hz, K=3/PE~380-400V 50-60Hz, L=3/PE~415V 50-60Hz, M=3/PE~440V 60Hz, P=1/N/PE~220-230V 50-60Hz, R=2/PE~220-240V 50-60Hz, U=1/N/PE~240V 50-60Hz, V=3/PE~240V 50-60Hz, W=1/N/PE~100-110V 50-60Hz

vsezip.ru

+7(812)987-08-81



03\_102\_e

vsezip.ru

ID	P-code	SN from	SN to	Mod	Acces.	Volt	Description
<b>Module: Economizer components</b>							
6900	3003074		-	em,uw			Rack switch arm right
6900	3003075		-	em,uw			Rack switch arm left
6905	3003072		-	em,uw			Rack switch arm right
6905	3003073		-	em,uw			Rack switch arm left
6910	3003061		-	em,uw			Economizer support
6915	3003058		-	em,uw			Magnet holder
6920	3003113		-	em,uw			Magnet
6925	3009112		-	em,uw			Door microswitch support
6930	3003112		-	em,uw			Door microswitch

em=ELECTROMECHANICAL SWITCHES, uw=LOWER AND UPPER WASHER

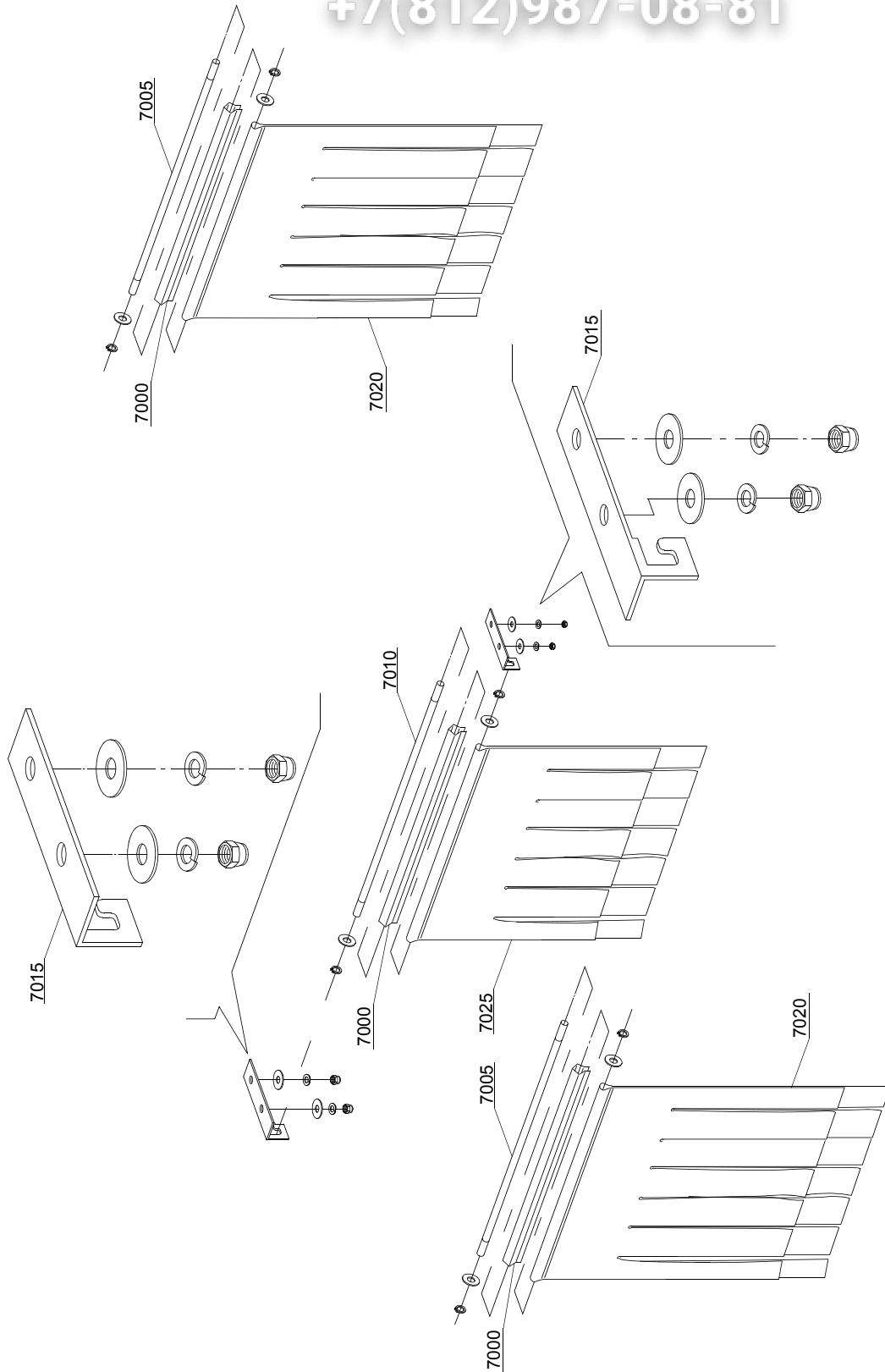
23=23

sc9=STEAM CONDENSER - LC 91, csa=CONVEYOR SPEED ADJUSTING - LC 101, 972=90°MOTORIZED CHAIN CONVEYOR - LC 97/2, 973=180°MOTORIZED CHAIN CONVEYOR - LC 97/3, 974=DRYER WITH 90° MOTORIZED CHAIN CONVEYOR - LC 97/4, 975=DRYER WITH 180° MOTORIZED CHAIN CONVEYOR - LC 97/5, d9=DRYER - LC 90, d92=DRYER - LC 90/2, cw=ADDITIONAL BOILER FOR COLD WATER SUPPLY, dvgw=DVGW VALVE SYSTEM, szc9=SPLASH ZONE WITH CILINDER - LC 94, sz9=SPLASH ZONE - LC 93, ti=TANK INSULATION, ds=DOUBLE SKIN, bp=BOOSTER PUMP, sdn3=DISPENSER SYSTEM SDN-3, 98=ANGLE LOADING TABLE - LC 98

A=3/N/PE~380-400V 50-60Hz, D=3/PE~200-210V 50-60Hz, F=2/PE~220-240V 50-60Hz, G=3/N/PE~415V 50-60Hz, H=3/PE~220-230V 50-60Hz, K=3/PE~380-400V 50-60Hz, L=3/PE~415V 50-60Hz, M=3/PE~440V 60Hz, P=1/N/PE~220-230V 50-60Hz, R=2/PE~220-240V 50-60Hz, U=1/N/PE~240V 50-60Hz, V=3/PE~240V 50-60Hz, W=1/N/PE~100-110V 50-60Hz

vsezip.ru

+7(812)987-08-81



03\_201\_e

vsezip.ru

ID	P-code	SN from	SN to	Mod.	Acces.	Volt	Description
<b>Module: Curtains group components</b>							
7000	3009109		-	em,uw			Curtain moulding
7005	3004053		-	em,uw			Curtain rod long
7010	3004052		-	em,uw			Curtain rod short
7015	3009110		-	em,uw			Curtain support
7020	3004050		-	em,uw			Curtain long
7025	3004051		-	em,uw			Curtain short

em=ELECTROMECHANICAL SWITCHES, uw=LOWER AND UPPER WASHER

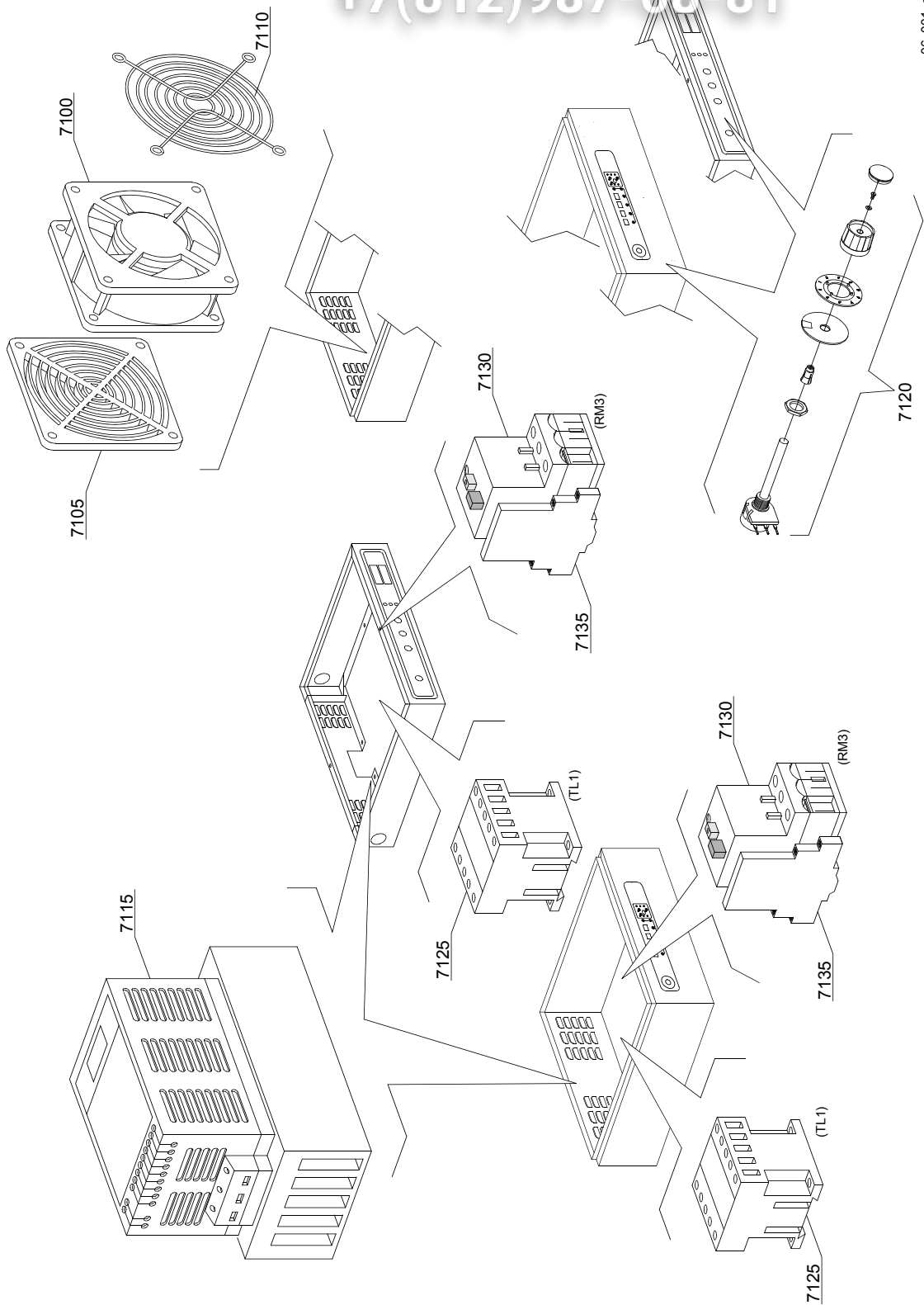
23=23

sc9=STEAM CONDENSER - LC 91, csa=CONVEYOR SPEED ADJUSTING - LC 101, 972=90°MOTORIZED CHAIN CONVEYOR - LC 97/2, 973=180°MOTORIZED CHAIN CONVEYOR - LC 97/3, 974=DRYER WITH 90° MOTORIZED CHAIN CONVEYOR - LC 97/4, 975=DRYER WITH 180° MOTORIZED CHAIN CONVEYOR - LC 97/5, d9=DRYER - LC 90, d92=DRYER - LC 90/2, cw=ADDITIONAL BOILER FOR COLD WATER SUPPLY, dvgw=DVGW VALVE SYSTEM, szc9=SPLASH ZONE WITH CILINDER - LC 94, sz9=SPLASH ZONE - LC 93, ti=TANK INSULATION, ds=DOUBLE SKIN, bp=BOOSTER PUMP, sdn3=DISPENSER SYSTEM SDN-3, 98=ANGLE LOADING TABLE - LC 98

A=3/N/PE~380-400V 50-60Hz, D=3/PE~200-210V 50-60Hz, F=2/PE~220-240V 50-60Hz, G=3/N/PE~415V 50-60Hz, H=3/PE~220-230V 50-60Hz, K=3/PE~380-400V 50-60Hz, L=3/PE~415V 50-60Hz, M=3/PE~440V 60Hz, P=1/N/PE~220-230V 50-60Hz, R=2/PE~220-240V 50-60Hz, U=1/N/PE~240V 50-60Hz, V=3/PE~240V 50-60Hz, W=1/N/PE~100-110V 50-60Hz

vsezip.ru

+7(812)987-08-81



06\_001\_e

vsezip.ru

ID	P-code	SN from	SN to	Mod.	Acces.	Volt	Description
<b>Module: Inverter</b>							
7100	3000118		-	em,uw		A	Impeller fan
7105	3000118/A		-	em,uw		A	Filter
7110	3000118/B		-	em,uw		A	Grid
7115	3000117		-	em,uw		A	Inverter 0,37kW
7120	3000119		-	em,uw		A	Potentiometer with knob
7125	2000370		-	em,uw		A	Contactora MC9
7130	2000400		-	em,uw		A	Motorprotector 4-6,3A
7135	3006080		-	em,uw		A	Auxiliary contact LMS25

em=ELECTROMECHANICAL SWITCHES, uw=LOWER AND UPPER WASHER

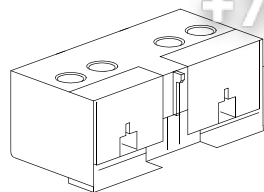
23=23

sc9=STEAM CONDENSER - LC 91, csa=CONVEYOR SPEED ADJUSTING - LC 101, 972=90°MOTORIZED CHAIN CONVEYOR - LC 97/2, 973=180°MOTORIZED CHAIN CONVEYOR - LC 97/3, 974=DRYER WITH 90° MOTORIZED CHAIN CONVEYOR - LC 97/4, 975=DRYER WITH 180° MOTORIZED CHAIN CONVEYOR - LC 97/5, d9=DRYER - LC 90, d92=DRYER - LC 90/2, cw=ADDITIONAL BOILER FOR COLD WATER SUPPLY, dvgw=DVGW VALVE SYSTEM, szc9=SPLASH ZONE WITH CILINDER - LC 94, sz9=SPLASH ZONE - LC 93, ti=TANK INSULATION, ds=DOUBLE SKIN, bp=BOOSTER PUMP, sdn3=DISPENSER SYSTEM SDN-3, 98=ANGLE LOADING TABLE - LC 98

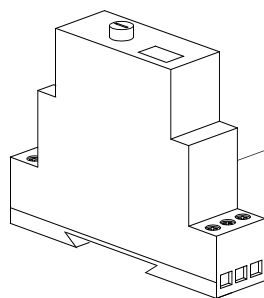
A=3/N/PE~380-400V 50-60Hz, D=3/PE~200-210V 50-60Hz, F=2/PE~220-240V 50-60Hz, G=3/N/PE~415V 50-60Hz, H=3/PE~220-230V 50-60Hz, K=3/PE~380-400V 50-60Hz, L=3/PE~415V 50-60Hz, M=3/PE~440V 60Hz, P=1/N/PE~220-230V 50-60Hz, R=2/PE~220-240V 50-60Hz, U=1/N/PE~240V 50-60Hz, V=3/PE~240V 50-60Hz, W=1/N/PE~100-110V 50-60Hz

vsezip.ru

+7(812)987-08-81



7205



7200

07\_001\_e



vsezip.ru

ID	P-code	SN from	SN to	Mod	Acces.	Volt	Description
<b>Module: Time relay</b>							
7200	3006226		-	em,uw		A	Time relay 24V
7200	3006226		-	em,uw		A	Time relay 24V
7205	3006068		-	em,uw		A	MC9 auxiliary contact 1NO-1NC
7205	3002057		-	em,uw		A	MC9 auxiliary contact 2NO
7205	3002052		-	em,uw		A	MC9 auxiliary contact 2NC

em=ELECTROMECHANICAL SWITCHES, uw=LOWER AND UPPER WASHER

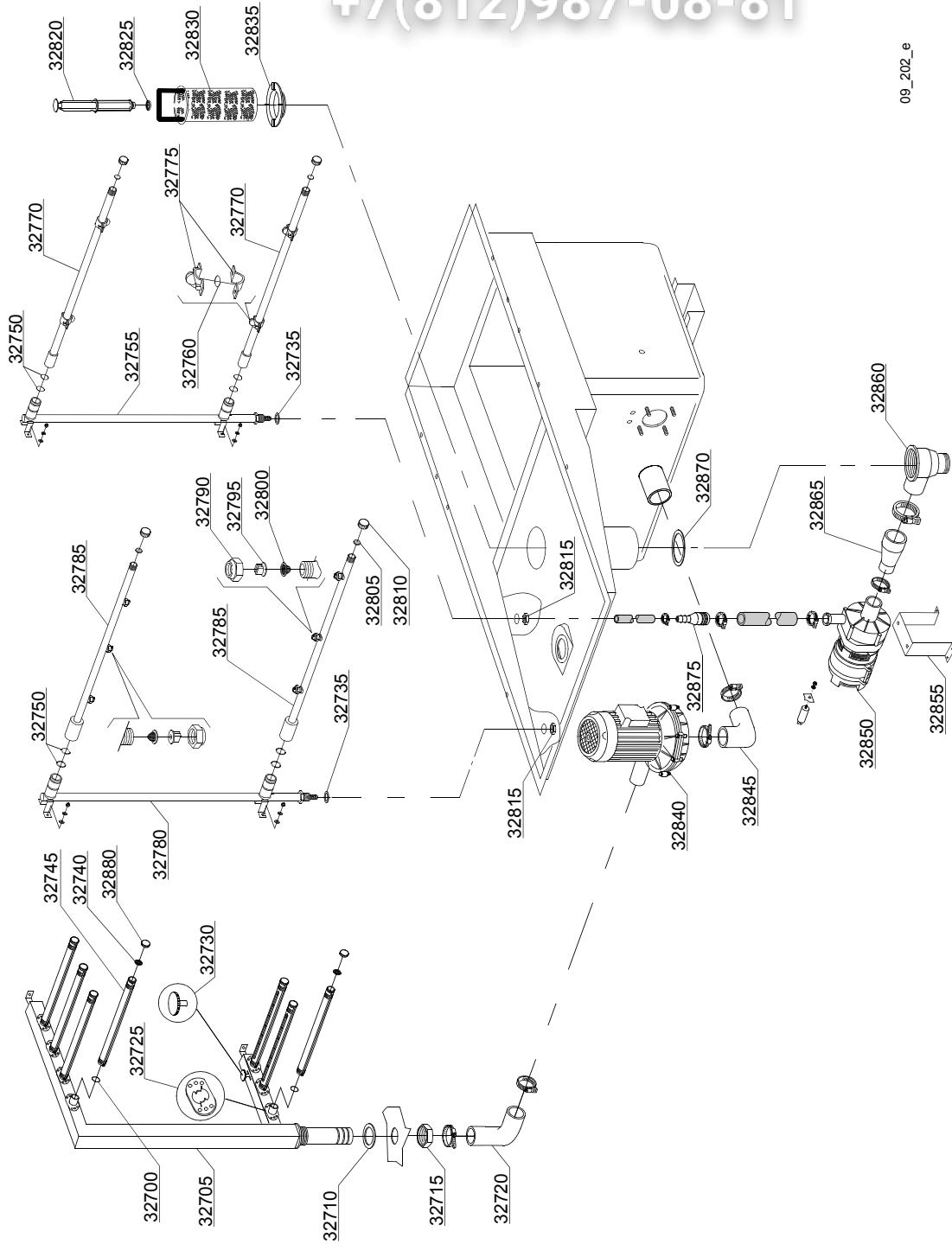
23=23

sc9=STEAM CONDENSER - LC 91, csa=CONVEYOR SPEED ADJUSTING - LC 101, 972=90°MOTORIZED CHAIN CONVEYOR - LC 97/2, 973=180°MOTORIZED CHAIN CONVEYOR - LC 97/3, 974=DRYER WITH 90° MOTORIZED CHAIN CONVEYOR - LC 97/4, 975=DRYER WITH 180° MOTORIZED CHAIN CONVEYOR - LC 97/5, d9=DRYER - LC 90, d92=DRYER - LC 90/2, cw=ADDITIONAL BOILER FOR COLD WATER SUPPLY, dvgw=DVGW VALVE SYSTEM, szc9=SPLASH ZONE WITH CILINDER - LC 94, sz9=SPLASH ZONE - LC 93, ti=TANK INSULATION, ds=DOUBLE SKIN, bp=BOOSTER PUMP, sdn3=DISPENSER SYSTEM SDN-3, 98=ANGLE LOADING TABLE - LC 98

A=3/N/PE~380-400V 50-60Hz, D=3/PE~200-210V 50-60Hz, F=2/PE~220-240V 50-60Hz, G=3/N/PE~415V 50-60Hz, H=3/PE~220-230V 50-60Hz, K=3/PE~380-400V 50-60Hz, L=3/PE~415V 50-60Hz, M=3/PE~440V 60Hz, P=1/N/PE~220-230V 50-60Hz, R=2/PE~220-240V 50-60Hz, U=1/N/PE~240V 50-60Hz, V=3/PE~240V 50-60Hz, W=1/N/PE~100-110V 50-60Hz

vsezip.ru

+7(812)987-08-81



09\_202\_e

ID	P-code	SN from	SN to	Mod.	Acces	Volt	Description
<b>Module:Tank Particular</b>							
32700	13023		-	em,uw			O-ring 131 (4093)
32705	3004174		-	em,uw			Right wash ramp
32705	3004175		-	em,uw			Left wash ramp
32710	10200173/A		-	em,uw			Gasket 75x58x3
32715	10600012		-	em,uw			Flat nut
32720	3004025		-	em,uw			Elbow coupling press.
32725	3004148		-	em,uw			Arm connection flange
32730	3004140		-	em,uw			Water flow adjuster
32735	13326		-	em,uw			Gasket 38x27x2
32740	80305		-	em,uw			Gasket
32745	3004147		-	em,uw			Wash arm
32750	13025		-	em,uw			O-ring 2081
32755	3003949		-	em,uw			Prerinsing ramp
32760	13009		-	em,uw			O-ring 2050
32770	3003903		-	em,uw			Prewashing arm 2 nozzle
32775	10746/A		-	em,uw			Nozzle pr
32780	3003954		-	em,uw			Rinsing ramp
32785	3003902		-	em,uw			Rinsing arm 3 nozzle
32790	2200116		-	em,uw			Nut
32795	2200114		-	em,uw			Nozzle
32800	2200117		-	em,uw			Filter
32805	2002051		-	em,uw			Gasket EPDM 17.5x1.5
32810	2002054		-	em,uw			Plug for arm
32815	2200103		-	em,uw			Nut
32820	11600102		-	em,uw			Overflow-pipe
32825	13021		-	em,uw			DEM 40 O-ring
32830	3000316		-	em,uw			Filter with basket
32835	500601		-	em,uw			Ferrule with filter

em=ELECTROMECHANICAL SWITCHES, uw=LOWER AND UPPER WASHER

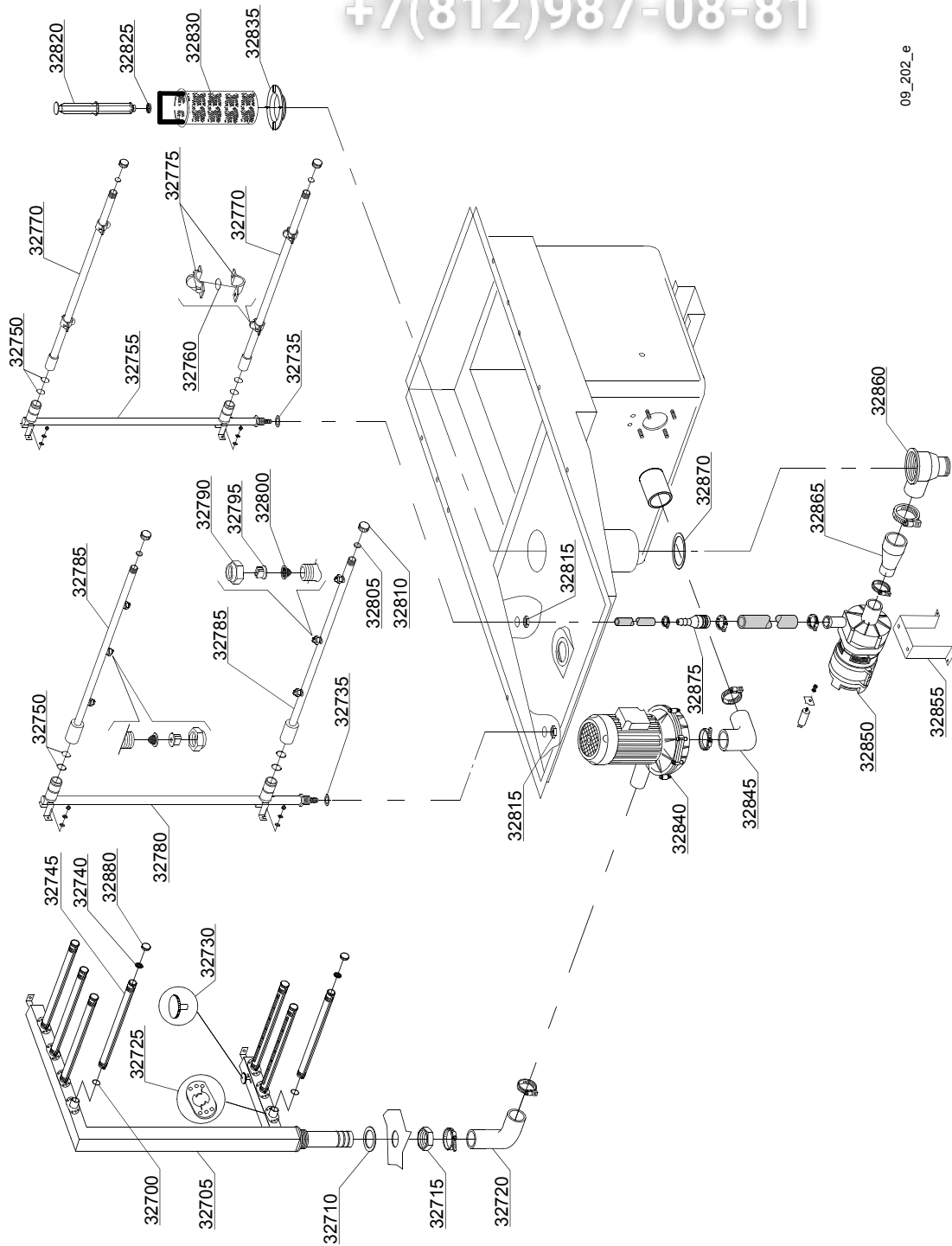
23=23

sc9=STEAM CONDENSER - LC 91, csa=CONVEYOR SPEED ADJUSTING - LC 101, 972=90°MOTORIZED CHAIN CONVEYOR - LC 97/2, 973=180°MOTORIZED CHAIN CONVEYOR - LC 97/3, 974=DRYER WITH 90° MOTORIZED CHAIN CONVEYOR - LC 97/4, 975=DRYER WITH 180° MOTORIZED CHAIN CONVEYOR - LC 97/5, d9=DRYER - LC 90, d92=DRYER - LC 90/2, cw=ADDITIONAL BOILER FOR COLD WATER SUPPLY, dvgw=DVGW VALVE SYSTEM, szc9=SPLASH ZONE WITH CILINDER - LC 94, sz9=SPLASH ZONE - LC 93, ti=TANK INSULATION, ds=DOUBLE SKIN, bp=BOOSTER PUMP, sdn3=DISPENSER SYSTEM SDN-3, 98=ANGLE LOADING TABLE - LC 98

A=3/N/PE~380-400V 50-60Hz, D=3/PE~200-210V 50-60Hz, F=2/PE~220-240V 50-60Hz, G=3/N/PE~415V 50-60Hz, H=3/PE~220-230V 50-60Hz, K=3/PE~380-400V 50-60Hz, L=3/PE~415V 50-60Hz, M=3/PE~440V 60Hz, P=1/N/PE~220-230V 50-60Hz, R=2/PE~220-240V 50-60Hz, U=1/N/PE~240V 50-60Hz, V=3/PE~240V 50-60Hz, W=1/N/PE~100-110V 50-60Hz

vsezip.ru

+7(812)987-08-81



09\_202\_e

ID	P-code	SN from	SN to	Mod	Acces.	Volt	Description
<b>Module:Tank Particular</b>							
32840	22037		-	em,uw			Pump 1.5 kW
32840	22043		-	em,uw			Inox pump 2.0 Hp 220/240/380/415V 50 Hz
32845	3002020		-	em,uw			Suction elbow coupling
32850	10501/C		-	em,uw			Prerinsing pump 100W
32855	3000318		-	em,uw			Support pump (Module double rinsing)
32860	500603		-	em,uw			Water drain scrap tray
32865	540005		-	em,uw			Suction pipe coupling
32870	80208		-	em,uw			Ø95x75x3 Gasket
32875	3003063		-	em,uw			Reducer
32280	80304		-	em,uw			Arm plug

em=ELECTROMECHANICAL SWITCHES, uw=LOWER AND UPPER WASHER

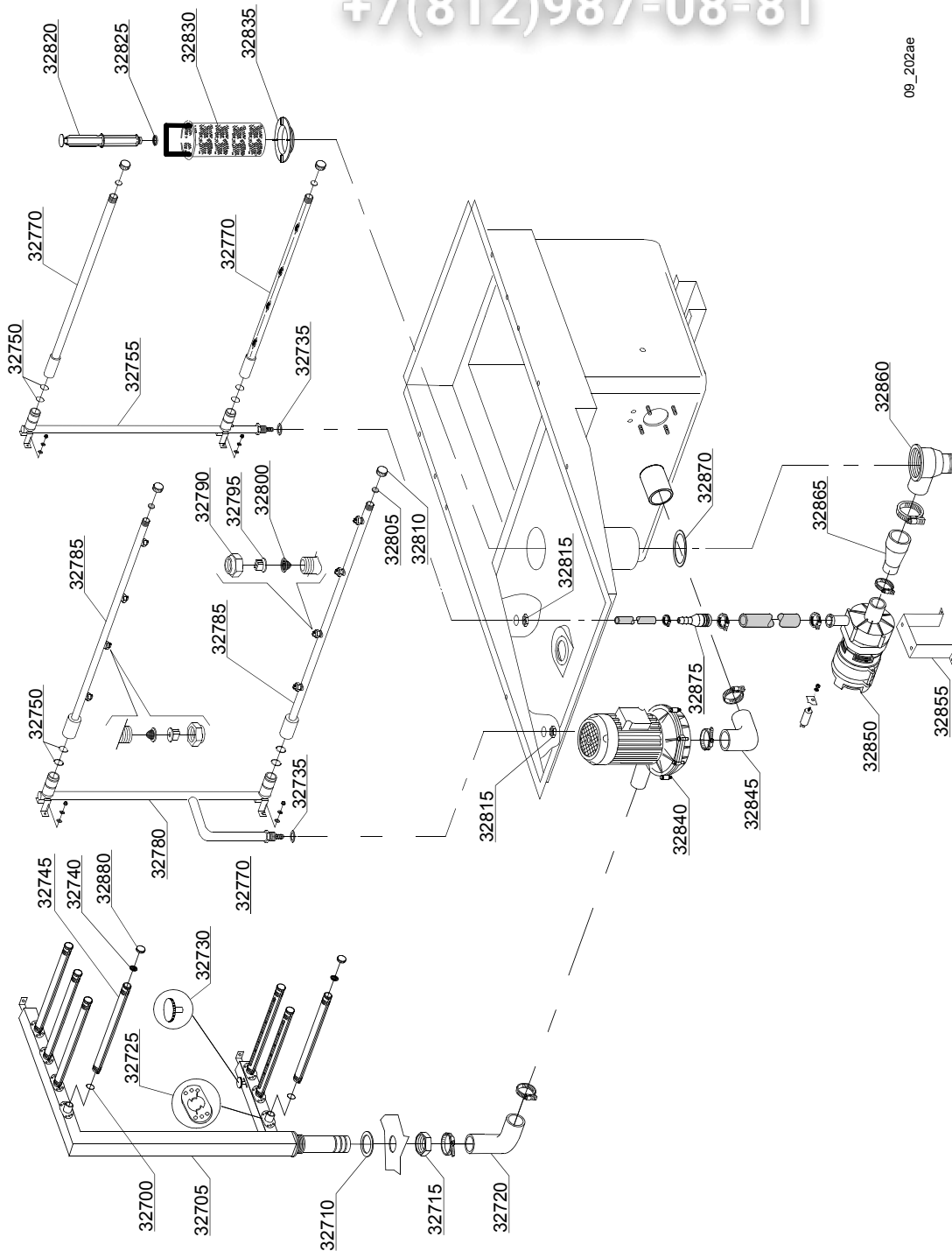
23=23

sc9=STEAM CONDENSER - LC 91, csa=CONVEYOR SPEED ADJUSTING - LC 101, 972=90°MOTORIZED CHAIN CONVEYOR - LC 97/2, 973=180°MOTORIZED CHAIN CONVEYOR - LC 97/3, 974=DRYER WITH 90° MOTORIZED CHAIN CONVEYOR - LC 97/4, 975=DRYER WITH 180° MOTORIZED CHAIN CONVEYOR - LC 97/5, d9=DRYER - LC 90, d92=DRYER - LC 90/2, cw=ADDITIONAL BOILER FOR COLD WATER SUPPLY, dvgw=DVGW VALVE SYSTEM, szc9=SPLASH ZONE WITH CILINDER - LC 94, sz9=SPLASH ZONE - LC 93, ti=TANK INSULATION, ds=DOUBLE SKIN, bp=BOOSTER PUMP, sdn3=DISPENSER SYSTEM SDN-3, 98=ANGLE LOADING TABLE - LC 98

A=3/N/PE~380-400V 50-60Hz, D=3/PE~200-210V 50-60Hz, F=2/PE~220-240V 50-60Hz, G=3/N/PE~415V 50-60Hz, H=3/PE~220-230V 50-60Hz, K=3/PE~380-400V 50-60Hz, L=3/PE~415V 50-60Hz, M=3/PE~440V 60Hz, P=1/N/PE~220-230V 50-60Hz, R=2/PE~220-240V 50-60Hz, U=1/N/PE~240V 50-60Hz, V=3/PE~240V 50-60Hz, W=1/N/PE~100-110V 50-60Hz

vsezip.ru

+7(812)987-08-81



09\_202ae

ID	P-code	SN from	SN to	Mod.	Acces.	Volt	Description
<b>Module:Tank Particular</b>							
32700	13023		-	em,uw			O-ring 131 (4093)
32705	3004174		-	em,uw			Right wash ramp
32705	3004175		-	em,uw			Left wash ramp
32710	10200173/A		-	em,uw			Gasket 75x58x3
32715	10600012		-	em,uw			Flat nut
32720	3004025		-	em,uw			Elbow coupling press.
32725	3004148		-	em,uw			Arm connection flange
32730	3004140		-	em,uw			Water flow adjuster
32735	13326		-	em,uw			Gasket 38x27x2
32740	80305		-	em,uw			Gasket
32745	3004147		-	em,uw			Wash arm
32750	13025		-	em,uw			O-ring 2081
32755	3003949		-	em,uw			Prerinsing ramp
32760	13009		-	em,uw			O-ring 2050
32770	3020102		-	em,uw			Prewashing arm 4 inox nozzle
32775	10746/A		-	em,uw			Nozzle pr
32780	3003962		-	em,uw			Rinsing ramp
32785	3003080		-	em,uw			Rinsing arm 4 nozzle
32790	2200116		-	em,uw			Nut
32795	2200114		-	em,uw			Nozzle
32800	2200117		-	em,uw			Filter
32805	2002051		-	em,uw			Gasket EPDM 17.5x1.5
32810	2002054		-	em,uw			Plug for arm
32815	2200103		-	em,uw			Nut
32820	11600102		-	em,uw			Overflow-pipe
32825	13021		-	em,uw			DEM 40 O-ring
32830	3000316		-	em,uw			Filter with basket
32835	500601		-	em,uw			Ferrule with filter

em=ELECTROMECHANICAL SWITCHES, uw=LOWER AND UPPER WASHER

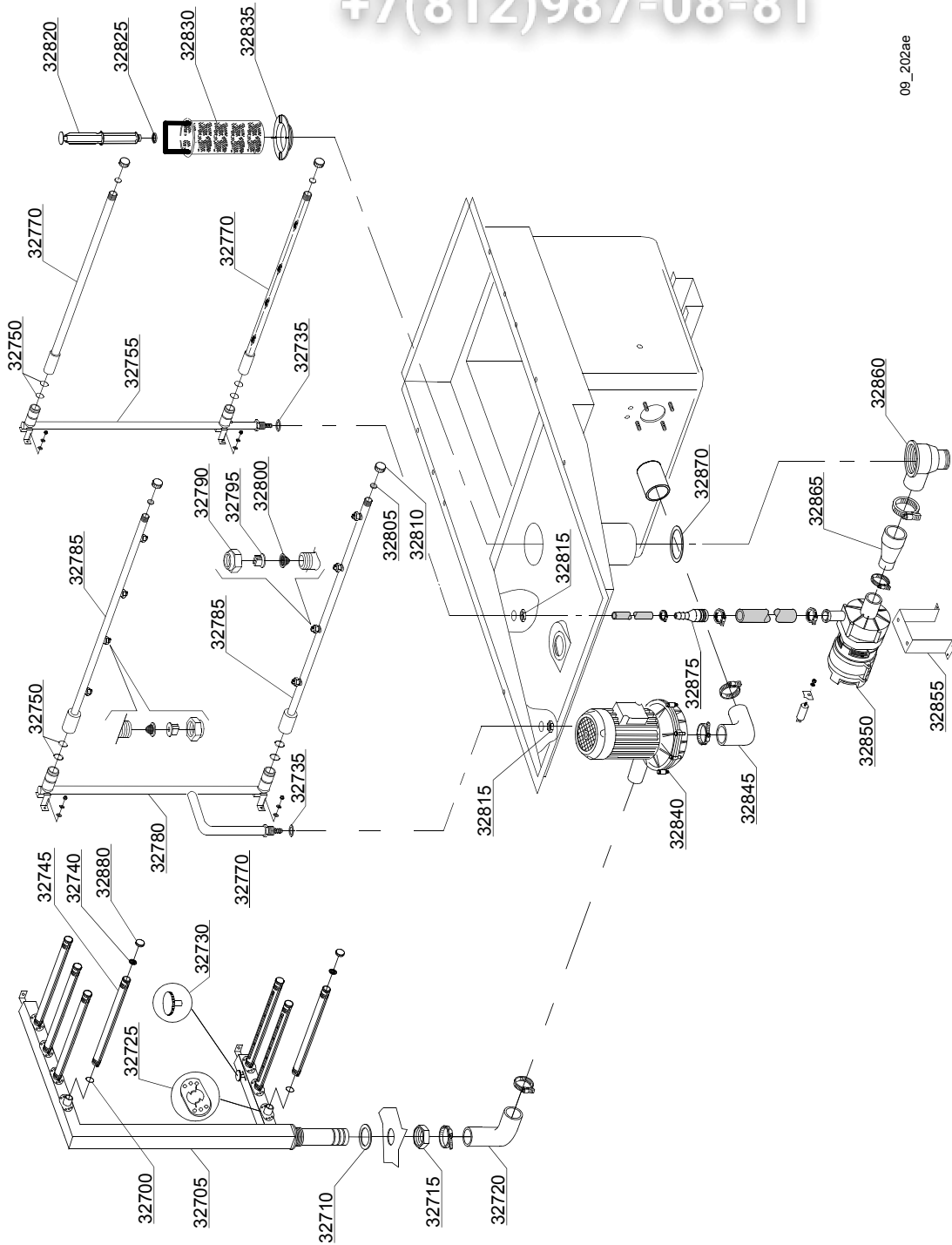
23=23

sc9=STEAM CONDENSER - LC 91, csa=CONVEYOR SPEED ADJUSTING - LC 101, 972=90°MOTORIZED CHAIN CONVEYOR - LC 97/2, 973=180°MOTORIZED CHAIN CONVEYOR - LC 97/3, 974=DRYER WITH 90° MOTORIZED CHAIN CONVEYOR - LC 97/4, 975=DRYER WITH 180° MOTORIZED CHAIN CONVEYOR - LC 97/5, d9=DRYER - LC 90, d92=DRYER - LC 90/2, cw=ADDITIONAL BOILER FOR COLD WATER SUPPLY, dvgw=DVGW VALVE SYSTEM, szc9=SPLASH ZONE WITH CILINDER - LC 94, sz9=SPLASH ZONE - LC 93, ti=TANK INSULATION, ds=DOUBLE SKIN, bp=BOOSTER PUMP, sdn3=DISPENSER SYSTEM SDN-3, 98=ANGLE LOADING TABLE - LC 98

A=3/N/PE~380-400V 50-60Hz, D=3/PE~200-210V 50-60Hz, F=2/PE~220-240V 50-60Hz, G=3/N/PE~415V 50-60Hz, H=3/PE~220-230V 50-60Hz, K=3/PE~380-400V 50-60Hz, L=3/PE~415V 50-60Hz, M=3/PE~440V 60Hz, P=1/N/PE~220-230V 50-60Hz, R=2/PE~220-240V 50-60Hz, U=1/N/PE~240V 50-60Hz, V=3/PE~240V 50-60Hz, W=1/N/PE~100-110V 50-60Hz

vsezip.ru

+7(812)987-08-81



09\_202ae



ID	P-code	SN from	SN to	Mod	Acces	Volt	Description
<b>Module:Tank Particular</b>							
32840	22037		-	em,uw			Pump 1.5 kW
32840	22043		-	em,uw			Inox pump 2.0 Hp 220/240/380/415V 50 Hz
32845	3002020		-	em,uw			Suction elbow coupling
32850	10501/C		-	em,uw			Prerinsing pump 100W
32855	3000318		-	em,uw			Support pump (Module double rinsing)
32860	500603		-	em,uw			Water drain scrap tray
32865	540005		-	em,uw			Suction pipe coupling
32870	80208		-	em,uw			Ø95x75x3 Gasket
32875	3003063		-	em,uw			Reducer
32280	80304		-	em,uw			Arm plug

em=ELECTROMECHANICAL SWITCHES, uw=LOWER AND UPPER WASHER

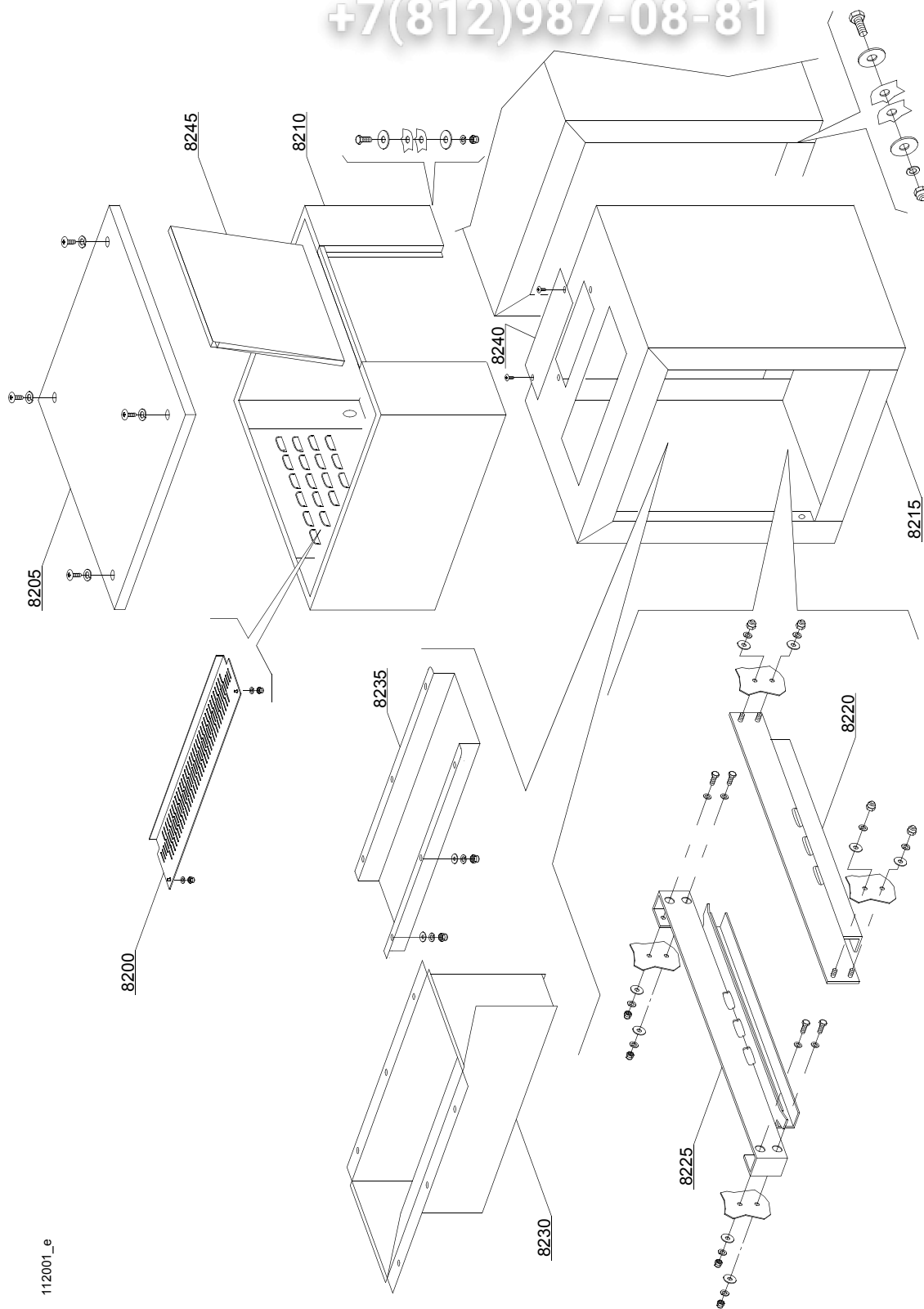
23=23

sc9=STEAM CONDENSER - LC 91, csa=CONVEYOR SPEED ADJUSTING - LC 101, 972=90°MOTORIZED CHAIN CONVEYOR - LC 97/2, 973=180°MOTORIZED CHAIN CONVEYOR - LC 97/3, 974=DRYER WITH 90° MOTORIZED CHAIN CONVEYOR - LC 97/4, 975=DRYER WITH 180° MOTORIZED CHAIN CONVEYOR - LC 97/5, d9=DRYER - LC 90, d92=DRYER - LC 90/2, cw=ADDITIONAL BOILER FOR COLD WATER SUPPLY, dvgw=DVGW VALVE SYSTEM, szc9=SPLASH ZONE WITH CILINDER - LC 94, sz9=SPLASH ZONE - LC 93, ti=TANK INSULATION, ds=DOUBLE SKIN, bp=BOOSTER PUMP, sdn3=DISPENSER SYSTEM SDN-3, 98=ANGLE LOADING TABLE - LC 98

A=3/N/PE~380-400V 50-60Hz, D=3/PE~200-210V 50-60Hz, F=2/PE~220-240V 50-60Hz, G=3/N/PE~415V 50-60Hz, H=3/PE~220-230V 50-60Hz, K=3/PE~380-400V 50-60Hz, L=3/PE~415V 50-60Hz, M=3/PE~440V 60Hz, P=1/N/PE~220-230V 50-60Hz, R=2/PE~220-240V 50-60Hz, U=1/N/PE~240V 50-60Hz, V=3/PE~240V 50-60Hz, W=1/N/PE~100-110V 50-60Hz

vsezip.ru

+7(812)987-08-81



112001\_e

vsezip.ru

ID	P-code	SN from	SN to	Mod.	Acces.	Volt	Description
<b>Module: Dryer LC90 - LC90/2 (6 - 12kW) - part 1</b>							
8200	3009362/A		-	em,uw			Protection
8205	3009267		-	em,uw			Cover panel
8210	3009484		-	em,uw			Complete body
8215	3009485		-	em,uw			Dryer module
8220	3009047		-	em,uw			Front slideways
8225	3009057		-	em,uw			Back slideways
8230	3009492		-	em,uw			Flow conveyer
8235	3009434		-	em,uw			Splash guard
8240	3009100		-	em,uw			Air covering
8245	3009268		-	em,uw			Dryer carter lockup

em=ELECTROMECHANICAL SWITCHES, uw=LOWER AND UPPER WASHER

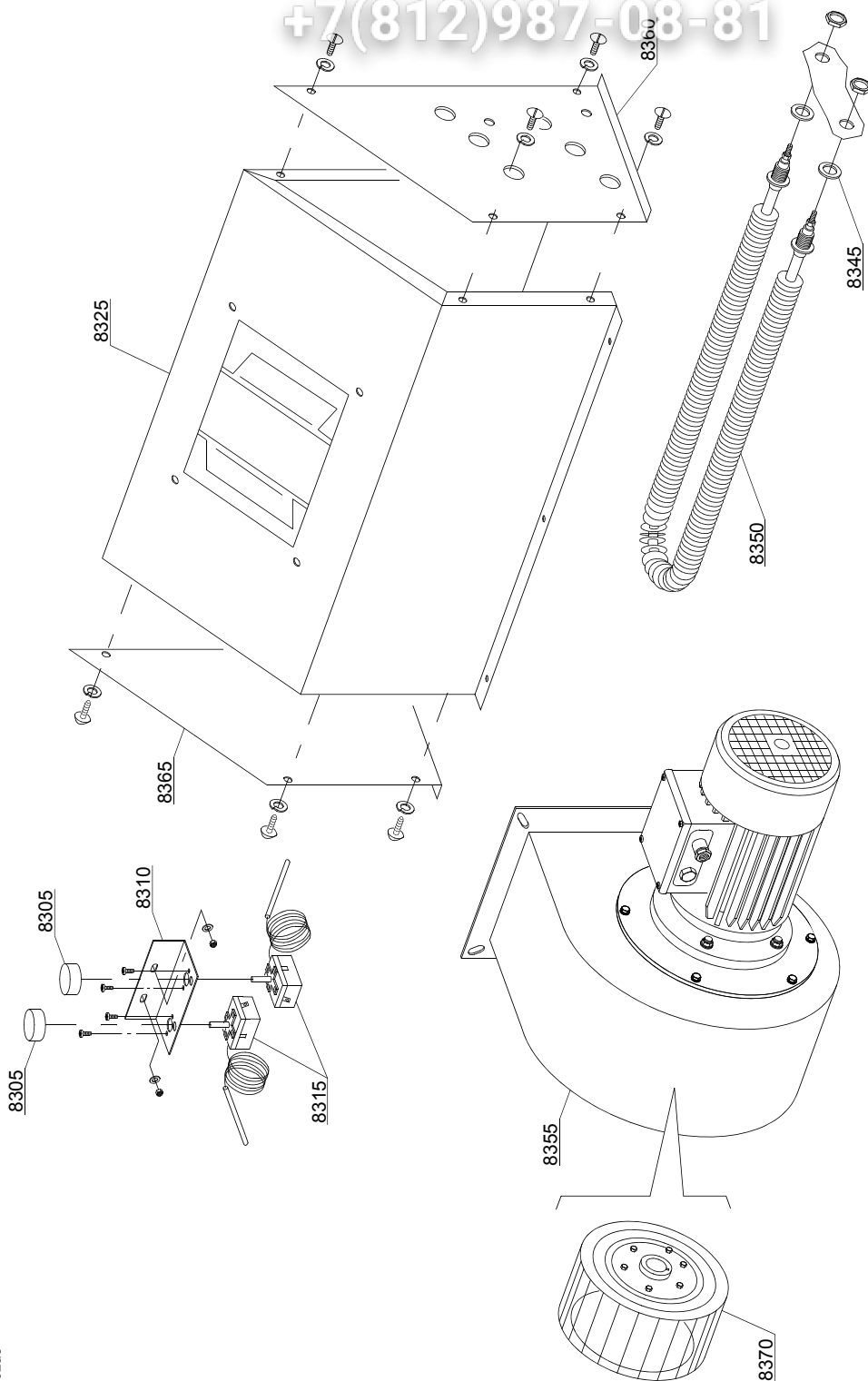
23=23

sc9=STEAM CONDENSER - LC 91, csa=CONVEYOR SPEED ADJUSTING - LC 101, 972=90°MOTORIZED CHAIN CONVEYOR - LC 97/2, 973=180°MOTORIZED CHAIN CONVEYOR - LC 97/3, 974=DRYER WITH 90° MOTORIZED CHAIN CONVEYOR - LC 97/4, 975=DRYER WITH 180° MOTORIZED CHAIN CONVEYOR - LC 97/5, d9=DRYER - LC 90, d92=DRYER - LC 90/2, cw=ADDITIONAL BOILER FOR COLD WATER SUPPLY, dvgw=DVGW VALVE SYSTEM, szc9=SPLASH ZONE WITH CILINDER - LC 94, sz9=SPLASH ZONE - LC 93, ti=TANK INSULATION, ds=DOUBLE SKIN, bp=BOOSTER PUMP, sdn3=DISPENSER SYSTEM SDN-3, 98=ANGLE LOADING TABLE - LC 98

A=3/N/PE~380-400V 50-60Hz, D=3/PE~200-210V 50-60Hz, F=2/PE~220-240V 50-60Hz, G=3/N/PE~415V 50-60Hz, H=3/PE~220-230V 50-60Hz, K=3/PE~380-400V 50-60Hz, L=3/PE~415V 50-60Hz, M=3/PE~440V 60Hz, P=1/N/PE~220-230V 50-60Hz, R=2/PE~220-240V 50-60Hz, U=1/N/PE~240V 50-60Hz, V=3/PE~240V 50-60Hz, W=1/N/PE~100-110V 50-60Hz

vsezip.ru

+7(812)987-08-81



11\_102ae

ID	P-code	SN from	SN to	Mod.	Acces.	Volt	Description
<b>Module: Dryer LC80 - LC90 (6kW) - part 2</b>							
8305	15105/C		-	em,uw			0-300°C Thermostat knob
8310	3009104		-	em,uw			Thermostat support
8315	10707/3		-	em,uw			Thermostat with shaft 0 - 300°
8325	3009674		-	em,uw			Drying Carter
8330	3009487		-	em,uw			Left drying conveyor
8345	10200171		-	em,uw			Gasket FASIT 25x17x2
8350	2000359		-	em,uw			Drying heating element with nut
8355	3000313		-	em,uw			Motorfan 0,55 kW 60-Hz
8355	3003118		-	em,uw		A	Motorfan 0,75 kW
8365	3009676		-	em,uw			Side without oles
8370	3000308		-	em,uw			Pump rotor

em=ELECTROMECHANICAL SWITCHES, uw=LOWER AND UPPER WASHER

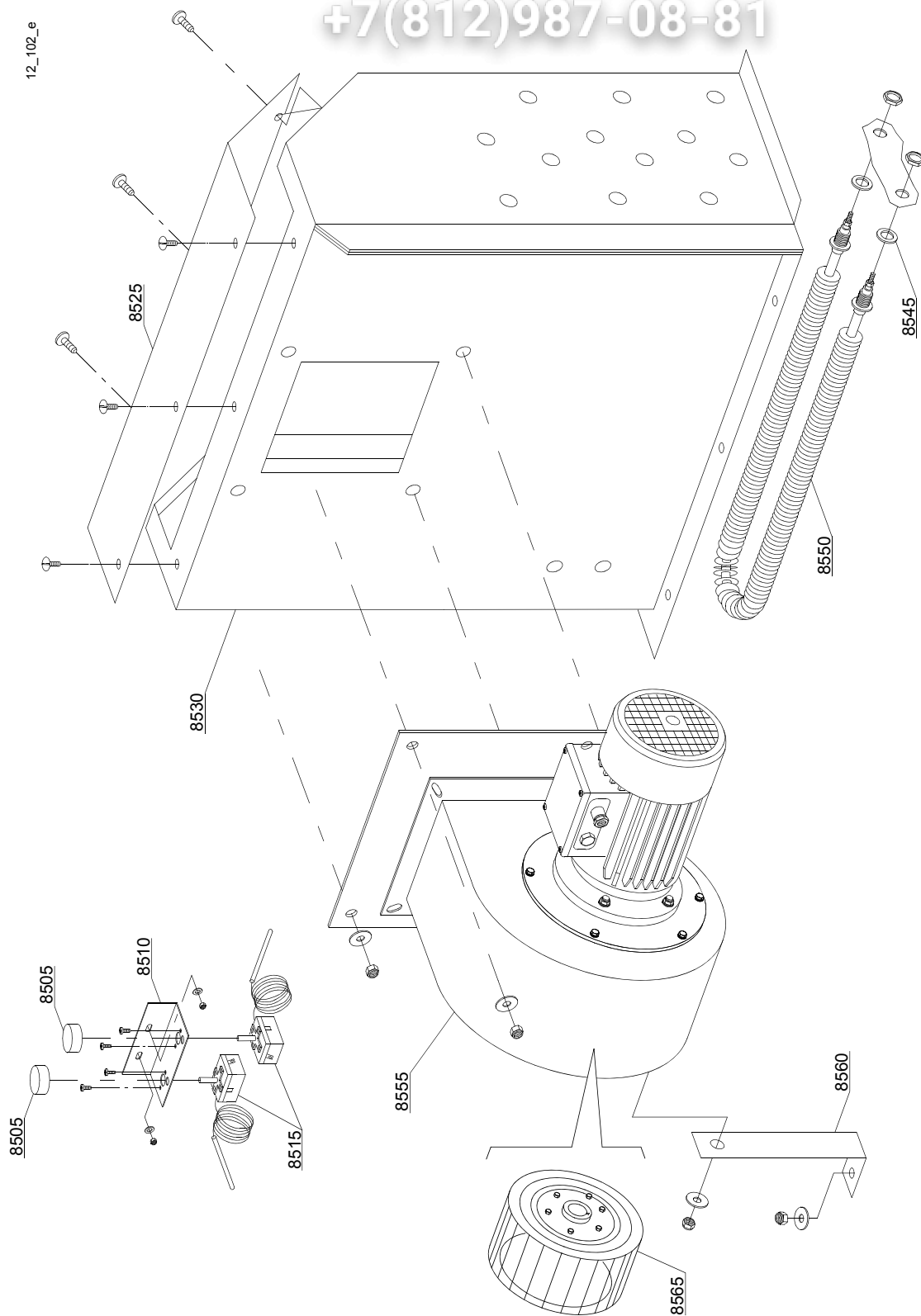
23=23

sc9=STEAM CONDENSER - LC 91, csa=CONVEYOR SPEED ADJUSTING - LC 101, 972=90°MOTORIZED CHAIN CONVEYOR - LC 97/2, 973=180°MOTORIZED CHAIN CONVEYOR - LC 97/3, 974=DRYER WITH 90° MOTORIZED CHAIN CONVEYOR - LC 97/4, 975=DRYER WITH 180° MOTORIZED CHAIN CONVEYOR - LC 97/5, d9=DRYER - LC 90, d92=DRYER - LC 90/2, cw=ADDITIONAL BOILER FOR COLD WATER SUPPLY, dvgw=DVGW VALVE SYSTEM, szc9=SPLASH ZONE WITH CILINDER - LC 94, sz9=SPLASH ZONE - LC 93, ti=TANK INSULATION, ds=DOUBLE SKIN, bp=BOOSTER PUMP, sdn3=DISPENSER SYSTEM SDN-3, 98=ANGLE LOADING TABLE - LC 98

A=3/N/PE~380-400V 50-60Hz, D=3/PE~200-210V 50-60Hz, F=2/PE~220-240V 50-60Hz, G=3/N/PE~415V 50-60Hz, H=3/PE~220-230V 50-60Hz, K=3/PE~380-400V 50-60Hz, L=3/PE~415V 50-60Hz, M=3/PE~440V 60Hz, P=1/N/PE~220-230V 50-60Hz, R=2/PE~220-240V 50-60Hz, U=1/N/PE~240V 50-60Hz, V=3/PE~240V 50-60Hz, W=1/N/PE~100-110V 50-60Hz

vsezip.ru

+7(812)987-08-81



vsezip.ru

ID	P-code	SN from	SN to	Mod	Acces.	Volt	Description
<b>Module: Dryer LC90/2 - LC90/900 (12kW) - part 2</b>							
8505	15105/C		-	em,uw			0-300°C Thermostat knob
8510	3009104		-	em,uw			Thermostat support
8515	10707/3		-	em,uw			Thermostat with shaft 0 - 300°
8525	3009085		-	em,uw			Cover drying conveyer
8530	3009488		-	em,uw			Right drying conveyer
8530	3009489		-	em,uw			Left drying conveyer
8545	10200171		-	em,uw			Gasket FASIT 25x17x2
8550	2000359		-	em,uw			Drying heating element with nut
8555	3003118		-	em,uw			Motorfan 0.75 kW
8555	3000301		-	em,uw			Motorfan 1,5 kW
8560	3009214		-	em,uw			Motorfan support
8565	3003119		-	em,uw			Pump rotor

em=ELECTROMECHANICAL SWITCHES, uw=LOWER AND UPPER WASHER

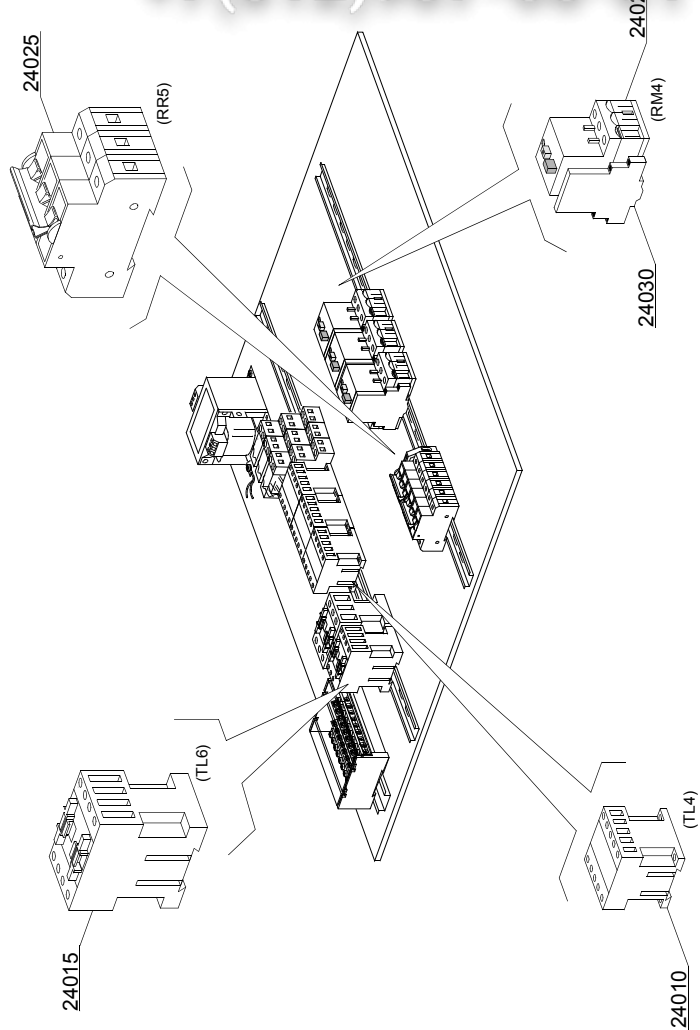
23=23

sc9=STEAM CONDENSER - LC 91, csa=CONVEYOR SPEED ADJUSTING - LC 101, 972=90°MOTORIZED CHAIN CONVEYOR - LC 97/2, 973=180°MOTORIZED CHAIN CONVEYOR - LC 97/3, 974=DRYER WITH 90° MOTORIZED CHAIN CONVEYOR - LC 97/4, 975=DRYER WITH 180° MOTORIZED CHAIN CONVEYOR - LC 97/5, d9=DRYER - LC 90, d92=DRYER - LC 90/2, cw=ADDITIONAL BOILER FOR COLD WATER SUPPLY, dvgw=DVGW VALVE SYSTEM, szc9=SPLASH ZONE WITH CILINDER - LC 94, sz9=SPLASH ZONE - LC 93, ti=TANK INSULATION, ds=DOUBLE SKIN, bp=BOOSTER PUMP, sdn3=DISPENSER SYSTEM SDN-3, 98=ANGLE LOADING TABLE - LC 98

A=3/N/PE~380-400V 50-60Hz, D=3/PE~200-210V 50-60Hz, F=2/PE~220-240V 50-60Hz, G=3/N/PE~415V 50-60Hz, H=3/PE~220-230V 50-60Hz, K=3/PE~380-400V 50-60Hz, L=3/PE~415V 50-60Hz, M=3/PE~440V 60Hz, P=1/N/PE~220-230V 50-60Hz, R=2/PE~220-240V 50-60Hz, U=1/N/PE~240V 50-60Hz, V=3/PE~240V 50-60Hz, W=1/N/PE~100-110V 50-60Hz

vsezip.ru

+7(812)987-08-81



112104\_e



ID	P-code	SN from	SN to	Mod	Acces.	Volt	Description
<b>Module: Dryer LC90 - LC90/2 (6 - 12kW) - electric components</b>							
24010	2000370		-	em,uw		A	Contactora MC9
24015	2000380		-	em,uw		A	Contactora BF12 (LC90 - 6kW)
24015	2000385		-	em,uw		A	Contactora BF20 (LC90/2 - 12kW)
24020	2000394		-	em,uw		A	Motorprotector 2,5-4A (Motorfan 0,75 kW)
24020	2000400		-	em,uw		A	Motorprotector 4-6,3A (Motorfan 1,5 kW)
24025	2000403		-	em,uw		A	Automatic fuse C16 (LC90 - 6kW)
24025	2000404		-	em,uw		A	Automatic fuse C25 (LC90/2 - 12kW)
24030	3006080		-	em,uw		A	Auxiliary contact LMS25

em=ELECTROMECHANICAL SWITCHES, uw=LOWER AND UPPER WASHER

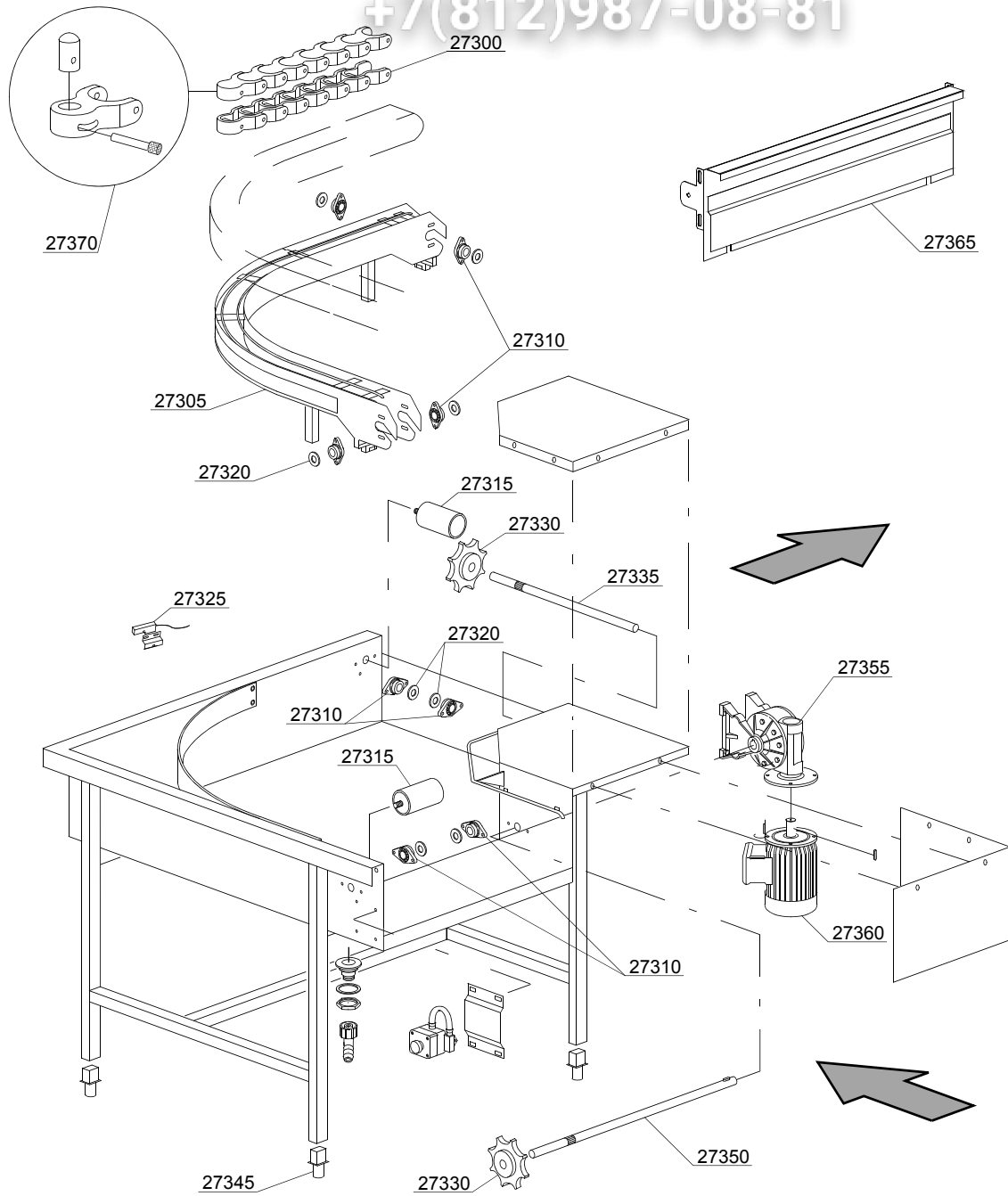
23=23

sc9=STEAM CONDENSER - LC 91, csa=CONVEYOR SPEED ADJUSTING - LC 101, 972=90°MOTORIZED CHAIN CONVEYOR - LC 97/2, 973=180°MOTORIZED CHAIN CONVEYOR - LC 97/3, 974=DRYER WITH 90° MOTORIZED CHAIN CONVEYOR - LC 97/4, 975=DRYER WITH 180° MOTORIZED CHAIN CONVEYOR - LC 97/5, d9=DRYER - LC 90, d92=DRYER - LC 90/2, cw=ADDITIONAL BOILER FOR COLD WATER SUPPLY, dvgw=DVGW VALVE SYSTEM, szc9=SPLASH ZONE WITH CILINDER - LC 94, sz9=SPLASH ZONE - LC 93, ti=TANK INSULATION, ds=DOUBLE SKIN, bp=BOOSTER PUMP, sdn3=DISPENSER SYSTEM SDN-3, 98=ANGLE LOADING TABLE - LC 98

A=3/N/PE~380-400V 50-60Hz, D=3/PE~200-210V 50-60Hz, F=2/PE~220-240V 50-60Hz, G=3/N/PE~415V 50-60Hz, H=3/PE~220-230V 50-60Hz, K=3/PE~380-400V 50-60Hz, L=3/PE~415V 50-60Hz, M=3/PE~440V 60Hz, P=1/N/PE~220-230V 50-60Hz, R=2/PE~220-240V 50-60Hz, U=1/N/PE~240V 50-60Hz, V=3/PE~240V 50-60Hz, W=1/N/PE~100-110V 50-60Hz

vsezip.ru

+7(812)987-08-81



15\_001\_e

ID	P-code	SN from	SN to	Mod	Acces.	Volt	Description
<b>Module: Motorized curve 90° - LC 97/2</b>							
27300	3000259		-	em,uw			Chain for roller
27305	3003057		-	em,uw			Kit guide for chain
27310	3000260		-	em,uw			Flange for chain
27315	3000262		-	em,uw			Ø50x80 embossment roller
27320	3003048		-	em,uw			Spacer for bearings
27325	3003112		-	em,uw			Door microswitch
27330	3000261		-	em,uw			8 teeth pinion
27335	3003050		-	em,uw			Neutral shaft for chain
27345	3000252		-	em,uw			Adjustable food
27350	3003047		-	em,uw			Shaft for chain rotation
27355	3000254		-	em,uw			Gear right 1:100
27355	3000253		-	em,uw			Gear right 1:100
27360	3000102		-	em,uw		A	Conveyor motor - 8P 230/400V 50HZ
27360	3000107		-	em,uw		A	Conveyor motor - 6/8P 400V 50HZ - reduced
27360	3000108		-	em,uw			Conveyor motor - 6/8P 230V 50HZ - reduced
27360	3000251		-	em,uw		A	Conveyor motor - 0,18HP - LC97
27370	3000270		-	em,uw			Rack-push+Support+Pivot

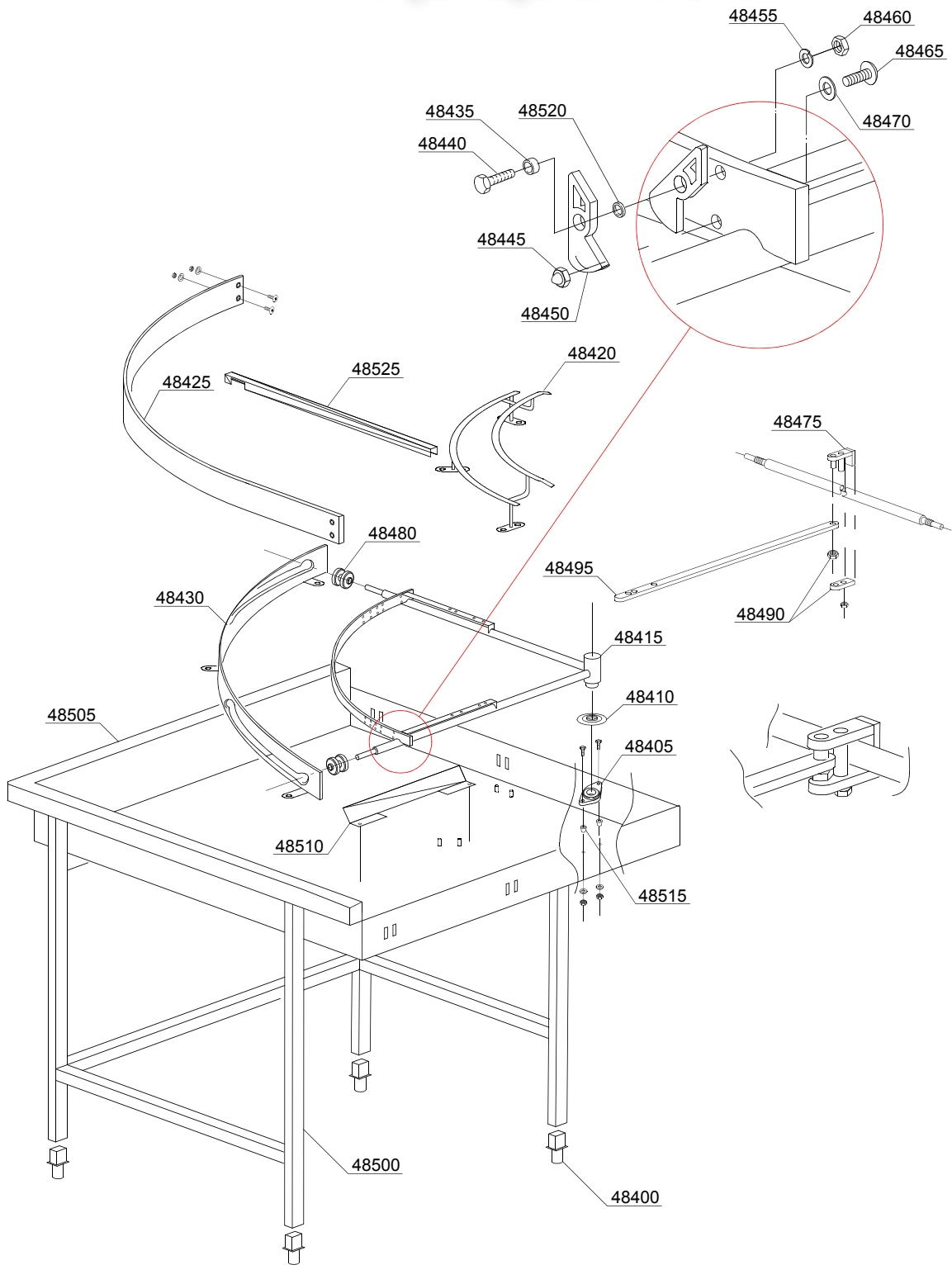
em=ELECTROMECHANICAL SWITCHES, uw=LOWER AND UPPER WASHER

23=23

sc9=STEAM CONDENSER - LC 91, csa=CONVEYOR SPEED ADJUSTING - LC 101, 972=90°MOTORIZED CHAIN CONVEYOR - LC 97/2, 973=180°MOTORIZED CHAIN CONVEYOR - LC 97/3, 974=DRYER WITH 90° MOTORIZED CHAIN CONVEYOR - LC 97/4, 975=DRYER WITH 180° MOTORIZED CHAIN CONVEYOR - LC 97/5, d9=DRYER - LC 90, d92=DRYER - LC 90/2, cw=ADDITIONAL BOILER FOR COLD WATER SUPPLY, dvgw=DVGW VALVE SYSTEM, szc9=SPLASH ZONE WITH CILINDER - LC 94, sz9=SPLASH ZONE - LC 93, ti=TANK INSULATION, ds=DOUBLE SKIN, bp=BOOSTER PUMP, sdn3=DISPENSER SYSTEM SDN-3, 98=ANGLE LOADING TABLE - LC 98

A=3/N/PE~380-400V 50-60Hz, D=3/PE~200-210V 50-60Hz, F=2/PE~220-240V 50-60Hz, G=3/N/PE~415V 50-60Hz, H=3/PE~220-230V 50-60Hz, K=3/PE~380-400V 50-60Hz, L=3/PE~415V 50-60Hz, M=3/PE~440V 60Hz, P=1/N/PE~220-230V 50-60Hz, R=2/PE~220-240V 50-60Hz, U=1/N/PE~240V 50-60Hz, V=3/PE~240V 50-60Hz, W=1/N/PE~100-110V 50-60Hz

15\_102ae



ID	P-code	SN from	SN to	Mod.	Acces.	Volt	Description
<b>Module: Mecanized curve 90° - LC 77/2</b>							
48400	3000352		-	em,uw			Adjustable food
48405	3000260		-	em,uw			Flange
48410	3004161		-	em,uw			Protection disk
48415	3063006		-	em,uw			Center transport
48420	3063002		-	em,uw			Inside support basket
48425	3063003		-	em,uw			External support basket
48430	3063005		-	em,uw			Center support guide assembly
48435	3003060		-	em,uw			11,7x10x6 Bush
48440	11128		-	em,uw			M10x25 inox screw
48445	11707		-	em,uw			M5 inox nut
48450	3063009		-	em,uw			Inox Clip
48455	11609		-	em,uw			M8 inox washer
48460	11719		-	em,uw			M10 inox nut
48465	11197		-	em,uw			M5x10 inox screw
48470	11608		-	em,uw			M5 inox washer
48475	3063008		-	em,uw			Axis machine coupling
48480	3063007		-	em,uw			Wheel
48490	3063010		-	em,uw			Axle machine coupling lock nut
48495	3063004		-	em,uw			Machine connectin rod
48500	3063001		-	em,uw			Mecanized curve chassis
48505	3063000		-	em,uw			Mecanized curve base
48510	391080		-	em,uw			Metal flap for air circulation
48515	10600206		-	em,uw			Teflon ogive
48520	3003024		-	em,uw			Teflon washer

em=ELECTROMECHANICAL SWITCHES, uw=LOWER AND UPPER WASHER

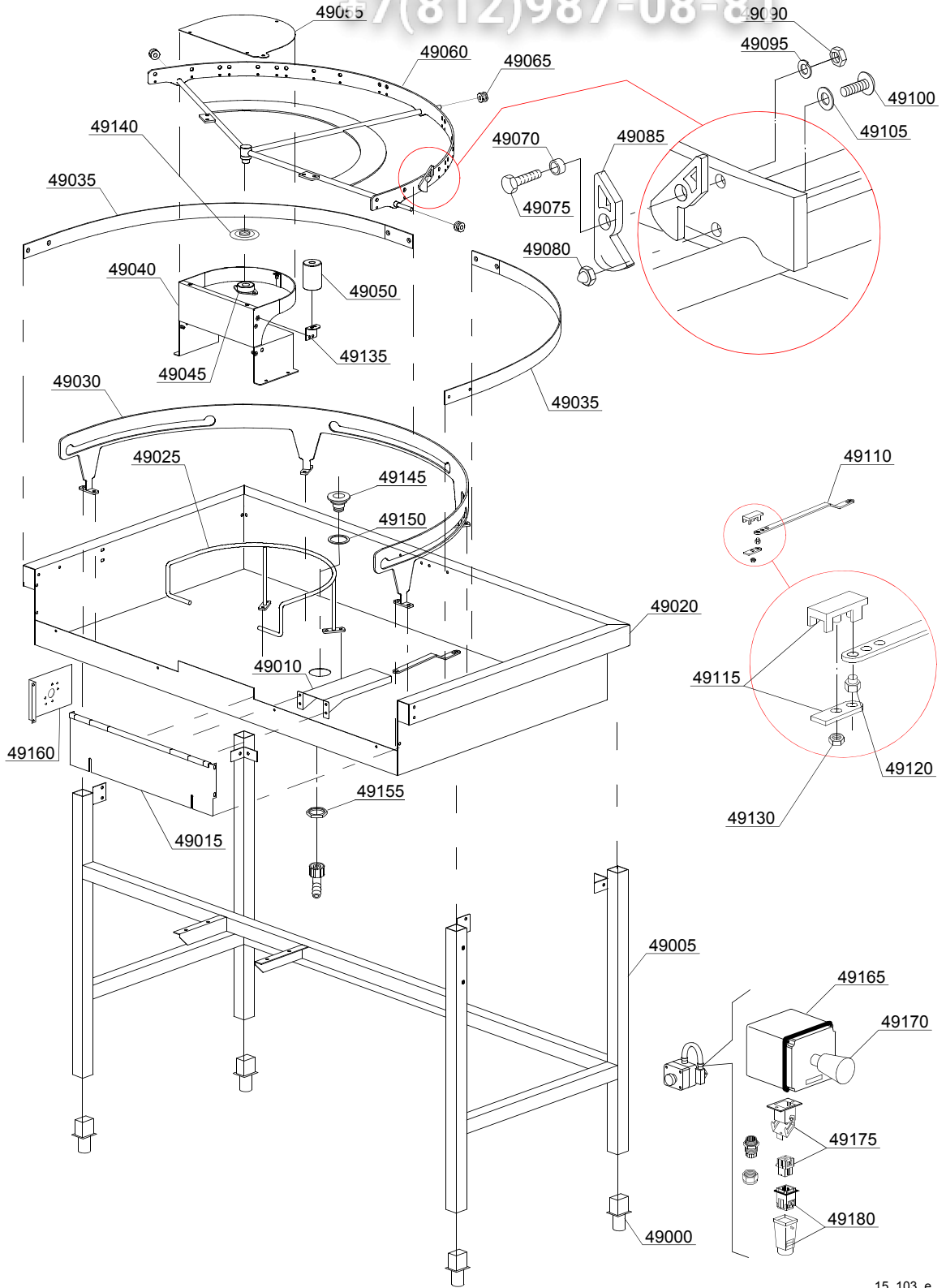
23=23

sc9=STEAM CONDENSER - LC 91, csa=CONVEYOR SPEED ADJUSTING - LC 101, 972=90°MOTORIZED CHAIN CONVEYOR - LC 97/2, 973=180°MOTORIZED CHAIN CONVEYOR - LC 97/3, 974=DRYER WITH 90° MOTORIZED CHAIN CONVEYOR - LC 97/4, 975=DRYER WITH 180° MOTORIZED CHAIN CONVEYOR - LC 97/5, d9=DRYER - LC 90, d92=DRYER - LC 90/2, cw=ADDITIONAL BOILER FOR COLD WATER SUPPLY, dvgw=DVGW VALVE SYSTEM, szc9=SPLASH ZONE WITH CILINDER - LC 94, sz9=SPLASH ZONE - LC 93, ti=TANK INSULATION, ds=DOUBLE SKIN, bp=BOOSTER PUMP, sdn3=DISPENSER SYSTEM SDN-3, 98=ANGLE LOADING TABLE - LC 98

A=3/N/PE~380-400V 50-60Hz, D=3/PE~200-210V 50-60Hz, F=2/PE~220-240V 50-60Hz, G=3/N/PE~415V 50-60Hz, H=3/PE~220-230V 50-60Hz, K=3/PE~380-400V 50-60Hz, L=3/PE~415V 50-60Hz, M=3/PE~440V 60Hz, P=1/N/PE~220-230V 50-60Hz, R=2/PE~220-240V 50-60Hz, U=1/N/PE~240V 50-60Hz, V=3/PE~240V 50-60Hz, W=1/N/PE~100-110V 50-60Hz

vsezip.ru

+7(812)987-08-81



15\_103\_e

ID	P-code	SN from	SN to	Mod.	Acces	Volt	Description
<b>Module: Mecanized curve 180° - LC 77/3</b>							
49000	3000252		-	em,uw			Adjustable food
49005	3003133		-	em,uw			Chassis
49010	3009717		-	em,uw			Guard
49015	3009718		-	em,uw			Side panel to hook the machine
49020	3009714		-	em,uw			Tank
49025	3063011		-	em,uw			Basket side round assembly
49030	3063013		-	em,uw			Guide assembly
49035	3063014		-	em,uw			External basket slide
49040	3009713		-	em,uw			Support with basket slide
49045	3000260		-	em,uw			Flange
49050	3000262		-	em,uw			Embossed roller
49055	3009715		-	em,uw			Cover for the support with basket slide
49060	3063012		-	em,uw			Central assembly
49065	3063007		-	em,uw			External wheel
49070	3003025		-	em,uw			11,7x10x6 Bush
49075	11109		-	em,uw			M10x25 inox screw
49080	11707		-	em,uw			M5 inox nut
49085	3063009		-	em,uw			Inox Clip
49090	11179		-	em,uw			M10 inox nut
49095	11609		-	em,uw			M8 inox washer
49100	11197		-	em,uw			M5x10 TCB inox screw
49105	11608		-	em,uw			M5 inox washer
49110	3063015		-	em,uw			Machine connectin rod
49115	3063008		-	em,uw			Axis machine coupling
49120	3063010		-	em,uw			Axle machine coupling lock nut
49130	11718		-	em,uw			M8 inox nut
49135	3009716		-	em,uw			Stiffening square
49140	3004161		-	em,uw			Protection disk

em=ELECTROMECHANICAL SWITCHES, uw=LOWER AND UPPER WASHER

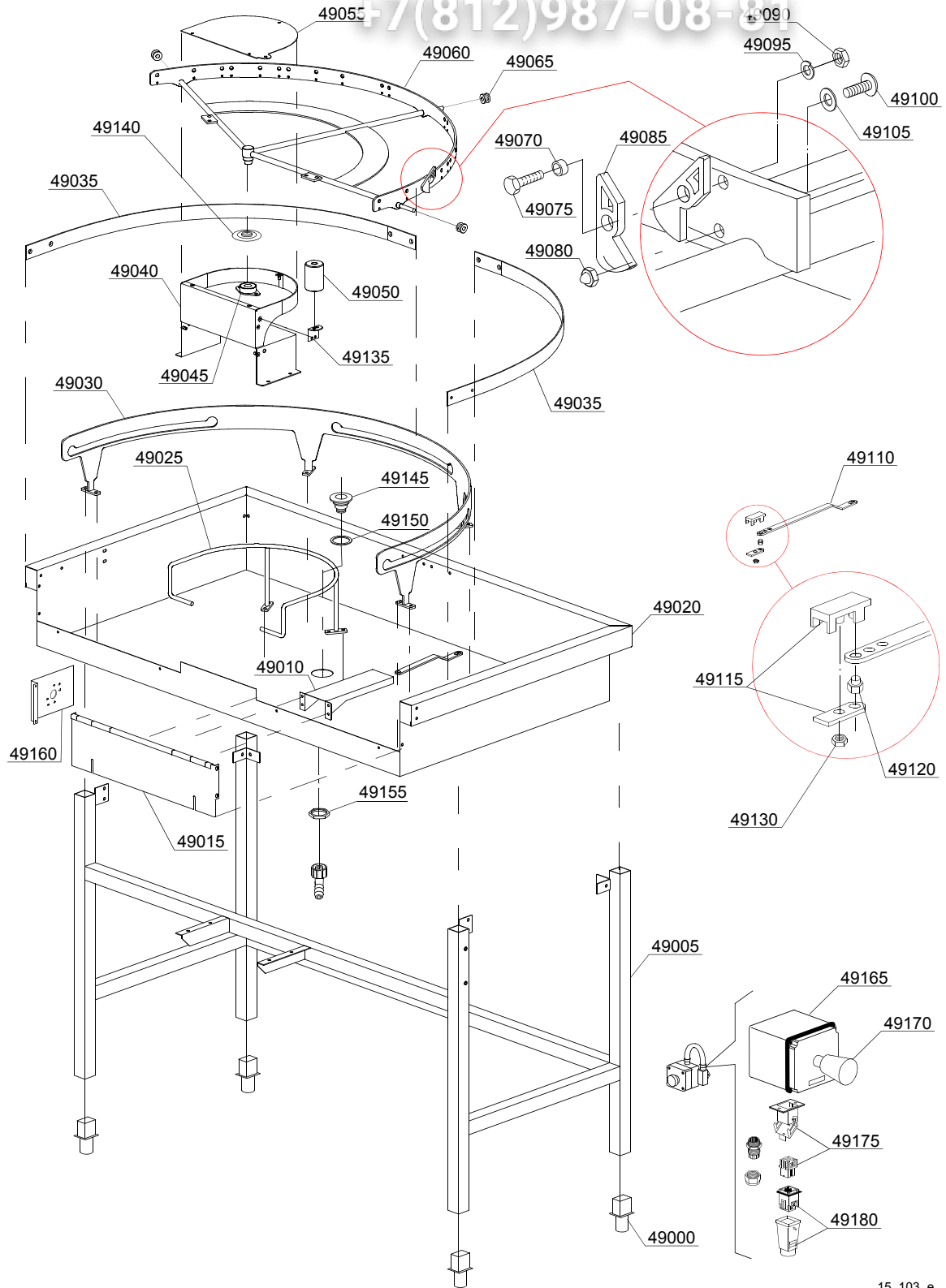
23=23

sc9=STEAM CONDENSER - LC 91, csa=CONVEYOR SPEED ADJUSTING - LC 101, 972=90°MOTORIZED CHAIN CONVEYOR - LC 97/2, 973=180°MOTORIZED CHAIN CONVEYOR - LC 97/3, 974=DRYER WITH 90° MOTORIZED CHAIN CONVEYOR - LC 97/4, 975=DRYER WITH 180° MOTORIZED CHAIN CONVEYOR - LC 97/5, d9=DRYER - LC 90, d92=DRYER - LC 90/2, cw=ADDITIONAL BOILER FOR COLD WATER SUPPLY, dvgw=DVGW VALVE SYSTEM, szc9=SPLASH ZONE WITH CILINDER - LC 94, sz9=SPLASH ZONE - LC 93, ti=TANK INSULATION, ds=DOUBLE SKIN, bp=BOOSTER PUMP, sdn3=DISPENSER SYSTEM SDN-3, 98=ANGLE LOADING TABLE - LC 98

A=3/N/PE~380-400V 50-60Hz, D=3/PE~200-210V 50-60Hz, F=2/PE~220-240V 50-60Hz, G=3/N/PE~415V 50-60Hz, H=3/PE~220-230V 50-60Hz, K=3/PE~380-400V 50-60Hz, L=3/PE~415V 50-60Hz, M=3/PE~440V 60Hz, P=1/N/PE~220-230V 50-60Hz, R=2/PE~220-240V 50-60Hz, U=1/N/PE~240V 50-60Hz, V=3/PE~240V 50-60Hz, W=1/N/PE~100-110V 50-60Hz

vsezip.ru

+7(812)987-08-81





vsezip.ru

ID	P-code	SN from	SN to	Mod.	Acces.	Volt	Description
<b>Module: Mecanized curve 180° - LC 77/3</b>							
49145	10200113		-	em,uw			Floor drain
49150	10200173/A		-	em,uw			75x58x2 gasket
49155	10200114		-	em,uw			Drain floor nut
49160	3009393		-	em,uw			Teflon washer
49165	3000264		-	em,uw			Emergency box
49170	3000263		-	em,uw			Emergency switch
49175	3000266		-	em,uw			Male connector with support
49180	3000267		-	em,uw			Female connector with support

em=ELECTROMECHANICAL SWITCHES, uw=LOWER AND UPPER WASHER

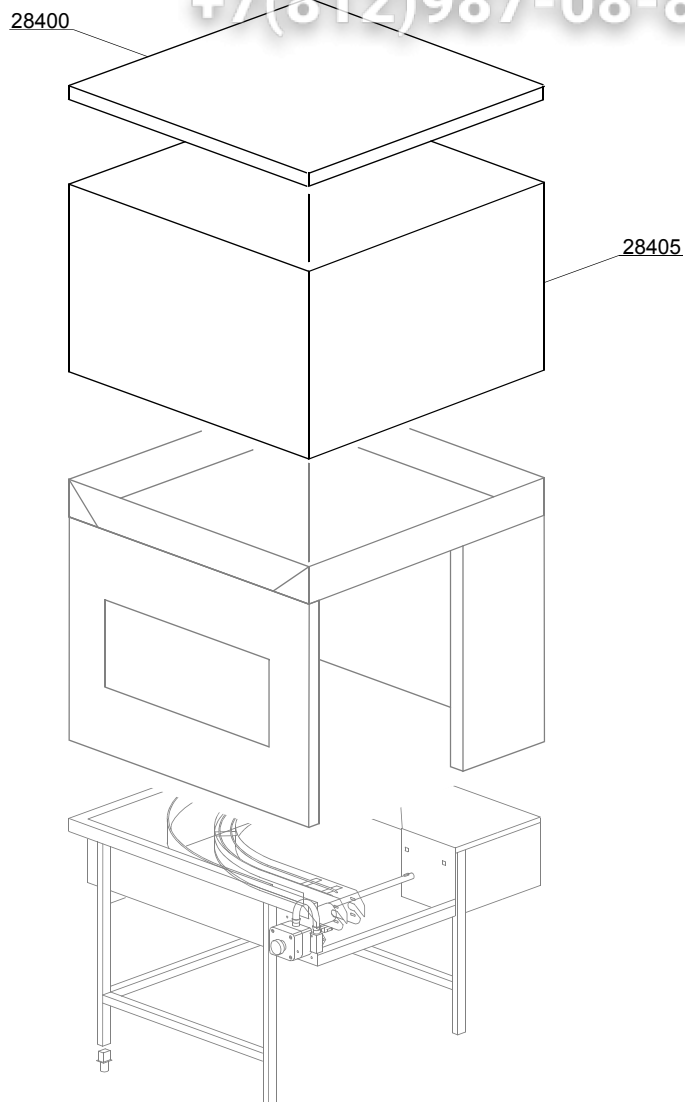
23=23

sc9=STEAM CONDENSER - LC 91, csa=CONVEYOR SPEED ADJUSTING - LC 101, 972=90°MOTORIZED CHAIN CONVEYOR - LC 97/2, 973=180°MOTORIZED CHAIN CONVEYOR - LC 97/3, 974=DRYER WITH 90° MOTORIZED CHAIN CONVEYOR - LC 97/4, 975=DRYER WITH 180° MOTORIZED CHAIN CONVEYOR - LC 97/5, d9=DRYER - LC 90, d92=DRYER - LC 90/2, cw=ADDITIONAL BOILER FOR COLD WATER SUPPLY, dvgw=DVGW VALVE SYSTEM, szc9=SPLASH ZONE WITH CILINDER - LC 94, sz9=SPLASH ZONE - LC 93, ti=TANK INSULATION, ds=DOUBLE SKIN, bp=BOOSTER PUMP, sdn3=DISPENSER SYSTEM SDN-3, 98=ANGLE LOADING TABLE - LC 98

A=3/N/PE~380-400V 50-60Hz, D=3/PE~200-210V 50-60Hz, F=2/PE~220-240V 50-60Hz, G=3/N/PE~415V 50-60Hz, H=3/PE~220-230V 50-60Hz, K=3/PE~380-400V 50-60Hz, L=3/PE~415V 50-60Hz, M=3/PE~440V 60Hz, P=1/N/PE~220-230V 50-60Hz, R=2/PE~220-240V 50-60Hz, U=1/N/PE~240V 50-60Hz, V=3/PE~240V 50-60Hz, W=1/N/PE~100-110V 50-60Hz

vsezip.ru

+7(812)987-08-81



15\_101\_e

vsezip.ru

ID	P-code	SN from	SN to	Mod.	Acces.	Volt	Description
<b>Module: Dryer motorized curve 90° - LC 97/4</b>							
28400	3009326		-	em,uw			Cover panel
28405	3009511		-	em,uw			Carter

em=ELECTROMECHANICAL SWITCHES, uw=LOWER AND UPPER WASHER

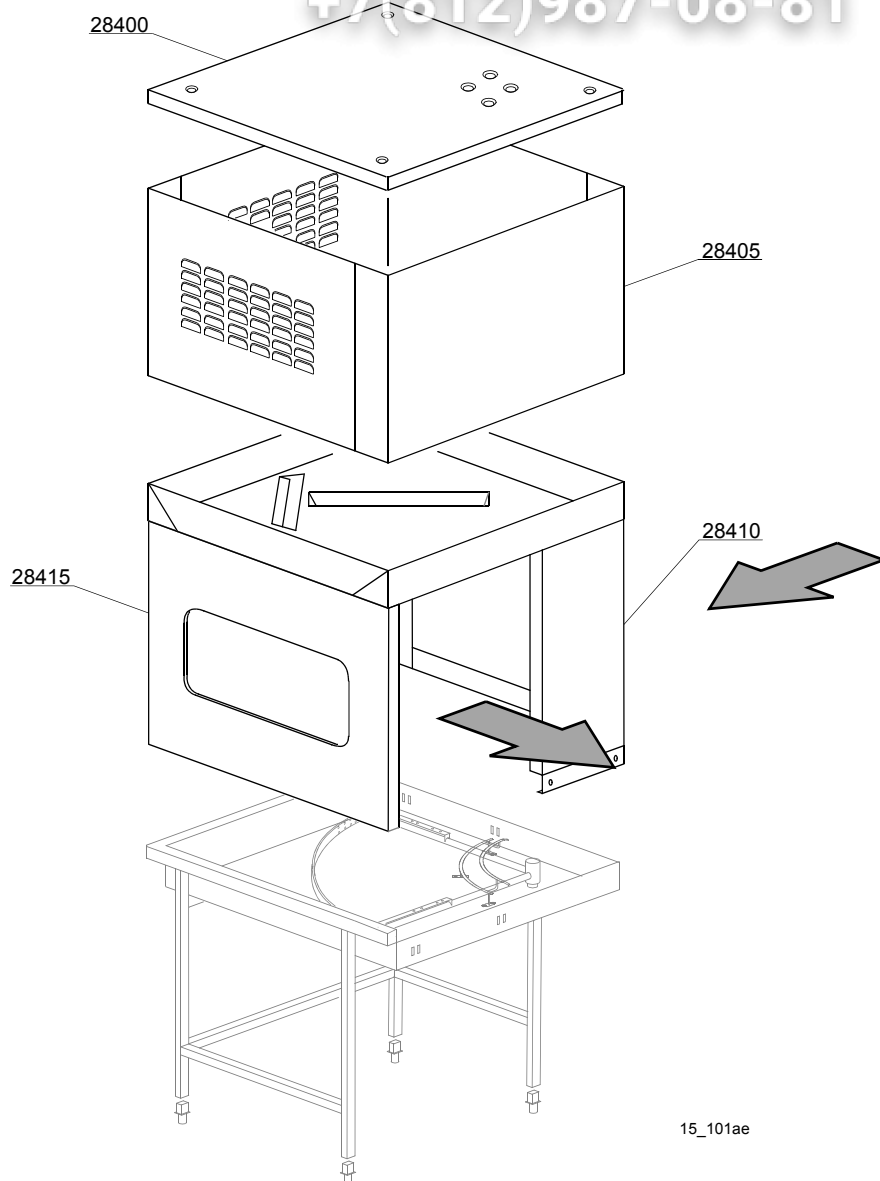
23=23

sc9=STEAM CONDENSER - LC 91, csa=CONVEYOR SPEED ADJUSTING - LC 101, 972=90°MOTORIZED CHAIN CONVEYOR - LC 97/2, 973=180°MOTORIZED CHAIN CONVEYOR - LC 97/3, 974=DRYER WITH 90° MOTORIZED CHAIN CONVEYOR - LC 97/4, 975=DRYER WITH 180° MOTORIZED CHAIN CONVEYOR - LC 97/5, d9=DRYER - LC 90, d92=DRYER - LC 90/2, cw=ADDITIONAL BOILER FOR COLD WATER SUPPLY, dvgw=DVGW VALVE SYSTEM, szc9=SPLASH ZONE WITH CILINDER - LC 94, sz9=SPLASH ZONE - LC 93, ti=TANK INSULATION, ds=DOUBLE SKIN, bp=BOOSTER PUMP, sdn3=DISPENSER SYSTEM SDN-3, 98=ANGLE LOADING TABLE - LC 98

A=3/N/PE~380-400V 50-60Hz, D=3/PE~200-210V 50-60Hz, F=2/PE~220-240V 50-60Hz, G=3/N/PE~415V 50-60Hz, H=3/PE~220-230V 50-60Hz, K=3/PE~380-400V 50-60Hz, L=3/PE~415V 50-60Hz, M=3/PE~440V 60Hz, P=1/N/PE~220-230V 50-60Hz, R=2/PE~220-240V 50-60Hz, U=1/N/PE~240V 50-60Hz, V=3/PE~240V 50-60Hz, W=1/N/PE~100-110V 50-60Hz

vsezip.ru

+7(812)987-08-81



vsezip.ru

ID	P-code	SN from	SN to	Mod.	Acces.	Volt	Description
<b>Module: Dryer mechanics curve 90° - LC 77/4</b>							
28400	3009710		-	em,uw			Cover panel
28405	3009511		-	em,uw			Carter
28410	3009709		-	em,uw			Dryer column mechanics curve
28415	3009708		-	em,uw			Dryer mechanics plating 90°

em=ELECTROMECHANICAL SWITCHES, uw=LOWER AND UPPER WASHER

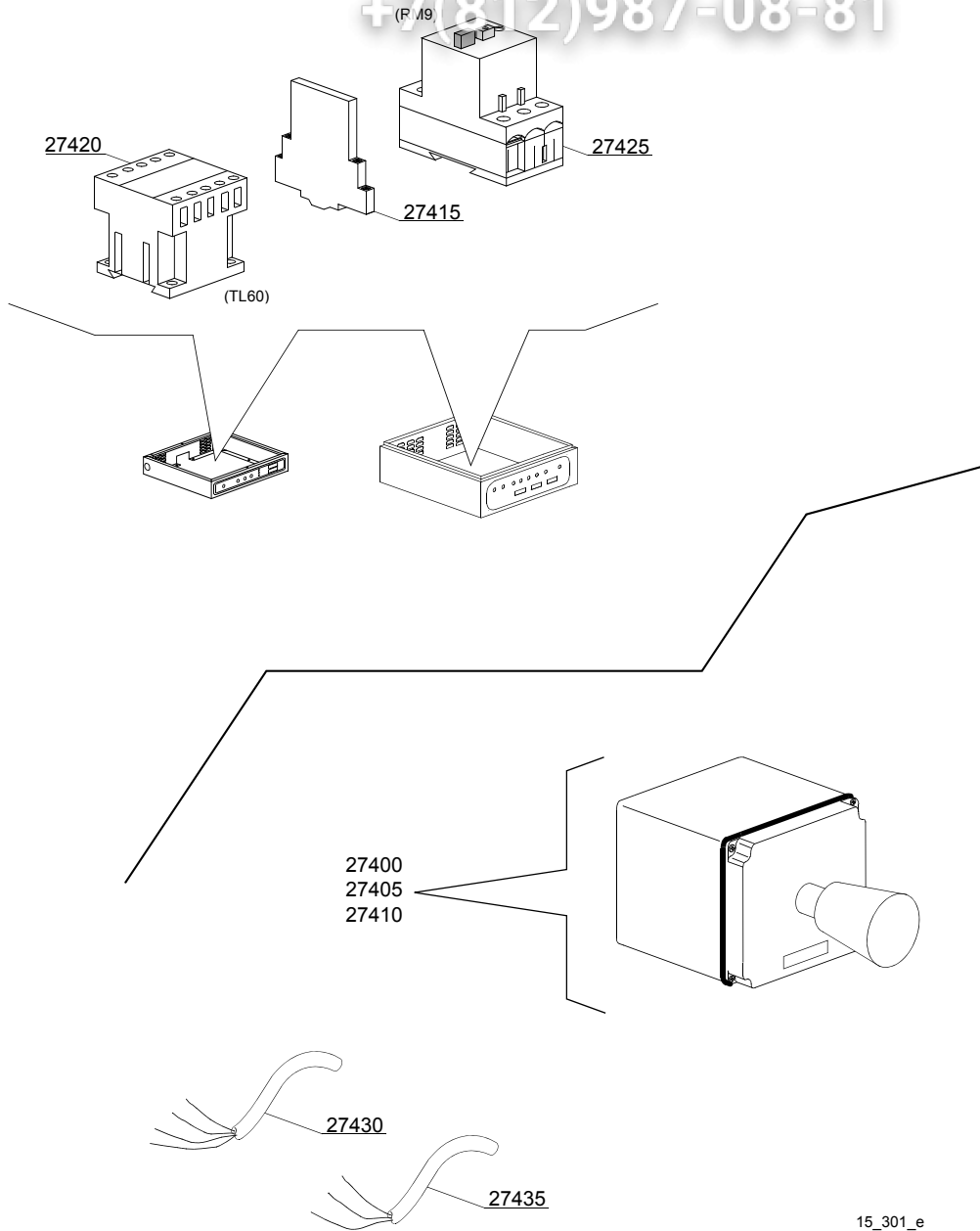
23=23

sc9=STEAM CONDENSER - LC 91, csa=CONVEYOR SPEED ADJUSTING - LC 101, 972=90°MOTORIZED CHAIN CONVEYOR - LC 97/2, 973=180°MOTORIZED CHAIN CONVEYOR - LC 97/3, 974=DRYER WITH 90° MOTORIZED CHAIN CONVEYOR - LC 97/4, 975=DRYER WITH 180° MOTORIZED CHAIN CONVEYOR - LC 97/5, d9=DRYER - LC 90, d92=DRYER - LC 90/2, cw=ADDITIONAL BOILER FOR COLD WATER SUPPLY, dvgw=DVGW VALVE SYSTEM, szc9=SPLASH ZONE WITH CILINDER - LC 94, sz9=SPLASH ZONE - LC 93, ti=TANK INSULATION, ds=DOUBLE SKIN, bp=BOOSTER PUMP, sdn3=DISPENSER SYSTEM SDN-3, 98=ANGLE LOADING TABLE - LC 98

A=3/N/PE~380-400V 50-60Hz, D=3/PE~200-210V 50-60Hz, F=2/PE~220-240V 50-60Hz, G=3/N/PE~415V 50-60Hz, H=3/PE~220-230V 50-60Hz, K=3/PE~380-400V 50-60Hz, L=3/PE~415V 50-60Hz, M=3/PE~440V 60Hz, P=1/N/PE~220-230V 50-60Hz, R=2/PE~220-240V 50-60Hz, U=1/N/PE~240V 50-60Hz, V=3/PE~240V 50-60Hz, W=1/N/PE~100-110V 50-60Hz

vsezip.ru

+7(812)987-08-81



15\_301\_e

vsezip.ru

ID	P-code	SN from	SN to	Mod	Acces.	Volt	Description
<b>Module: Motorized curve 90° - LC 97/2: electric parts</b>							
27400	3000264		-	em,uw			Emergency box
27405	3000263		-	em,uw			Emergency switch
27410	3002059		-	em,uw			1R contact
27415	3006080		-	em,uw			Auxiliary contact LMS25
27420	2000370		-	em,uw			Contactora MC9
27425	2000389		-	em,uw			Motorprotector 0,63 - 1A (vers.400 VaC 3N)
27425	2000390		-	em,uw			Motorprotector 1 - 1.6A
27430	3006134		-	em,uw			Flame-retardant cable 4x1,5mm
27435	3006136		-	em,uw			Flame-retardant cable 3x1mm

em=ELECTROMECHANICAL SWITCHES, uw=LOWER AND UPPER WASHER

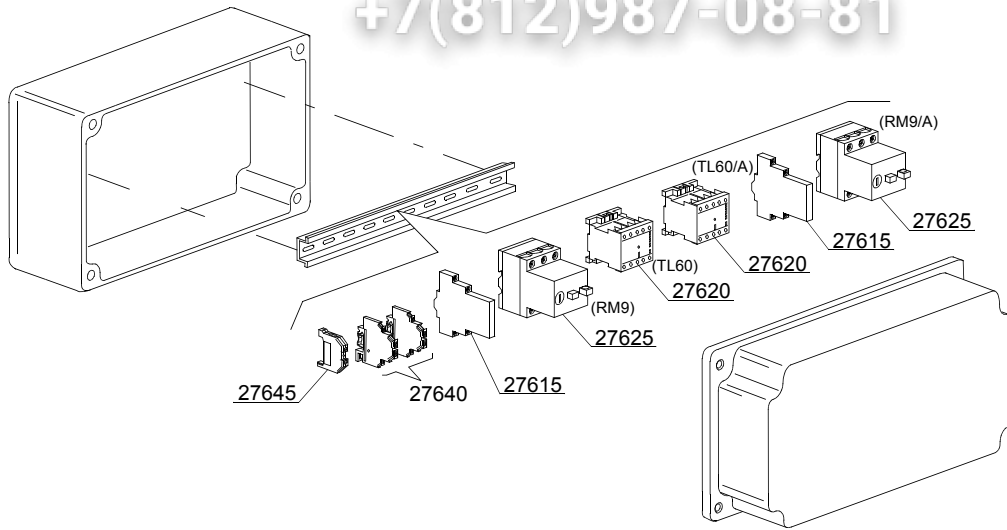
23=23

sc9=STEAM CONDENSER - LC 91, csa=CONVEYOR SPEED ADJUSTING - LC 101, 972=90°MOTORIZED CHAIN CONVEYOR - LC 97/2, 973=180°MOTORIZED CHAIN CONVEYOR - LC 97/3, 974=DRYER WITH 90° MOTORIZED CHAIN CONVEYOR - LC 97/4, 975=DRYER WITH 180° MOTORIZED CHAIN CONVEYOR - LC 97/5, d9=DRYER - LC 90, d92=DRYER - LC 90/2, cw=ADDITIONAL BOILER FOR COLD WATER SUPPLY, dvgw=DVGW VALVE SYSTEM, szc9=SPLASH ZONE WITH CILINDER - LC 94, sz9=SPLASH ZONE - LC 93, ti=TANK INSULATION, ds=DOUBLE SKIN, bp=BOOSTER PUMP, sdn3=DISPENSER SYSTEM SDN-3, 98=ANGLE LOADING TABLE - LC 98

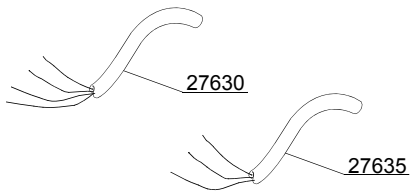
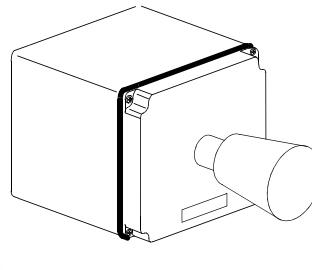
A=3/N/PE~380-400V 50-60Hz, D=3/PE~200-210V 50-60Hz, F=2/PE~220-240V 50-60Hz, G=3/N/PE~415V 50-60Hz, H=3/PE~220-230V 50-60Hz, K=3/PE~380-400V 50-60Hz, L=3/PE~415V 50-60Hz, M=3/PE~440V 60Hz, P=1/N/PE~220-230V 50-60Hz, R=2/PE~220-240V 50-60Hz, U=1/N/PE~240V 50-60Hz, V=3/PE~240V 50-60Hz, W=1/N/PE~100-110V 50-60Hz

vsezip.ru

+7(812)987-08-81



27600  
27605  
27610



15\_303\_e



ID	P-code	SN from	SN to	Mod.	Acces.	Volt	Description
<b>Module: Motorized curve 90° - LC 97/2: electric parts double speed remote control</b>							
27600	3000264		-	em,uw			Emergency box
27605	3000263		-	em,uw			Emergency switch
27610	3002059		-	em,uw			1R contact
27615	3006080		-	em,uw			Auxiliary contact LMS25
27620	2000370		-	em,uw			Contacteur MC9
27625	2000389		-	em,uw			Motorprotector 0,63 - 1A (vers.400 VaC 3N)
27625	2000390		-	em,uw			Motorprotector 1 - 1.6A
27630	3006134		-	em,uw			Flame-retardant cable 4x1,5mm
27635	3006136		-	em,uw			Flame-retardant cable 3x1mm
27640	3006092		-	em,uw			Clamp 4mm <sup>2</sup>
27645	10300401		-	em,uw			Earth clamp 4mm <sup>2</sup>

em=ELECTROMECHANICAL SWITCHES, uw=LOWER AND UPPER WASHER

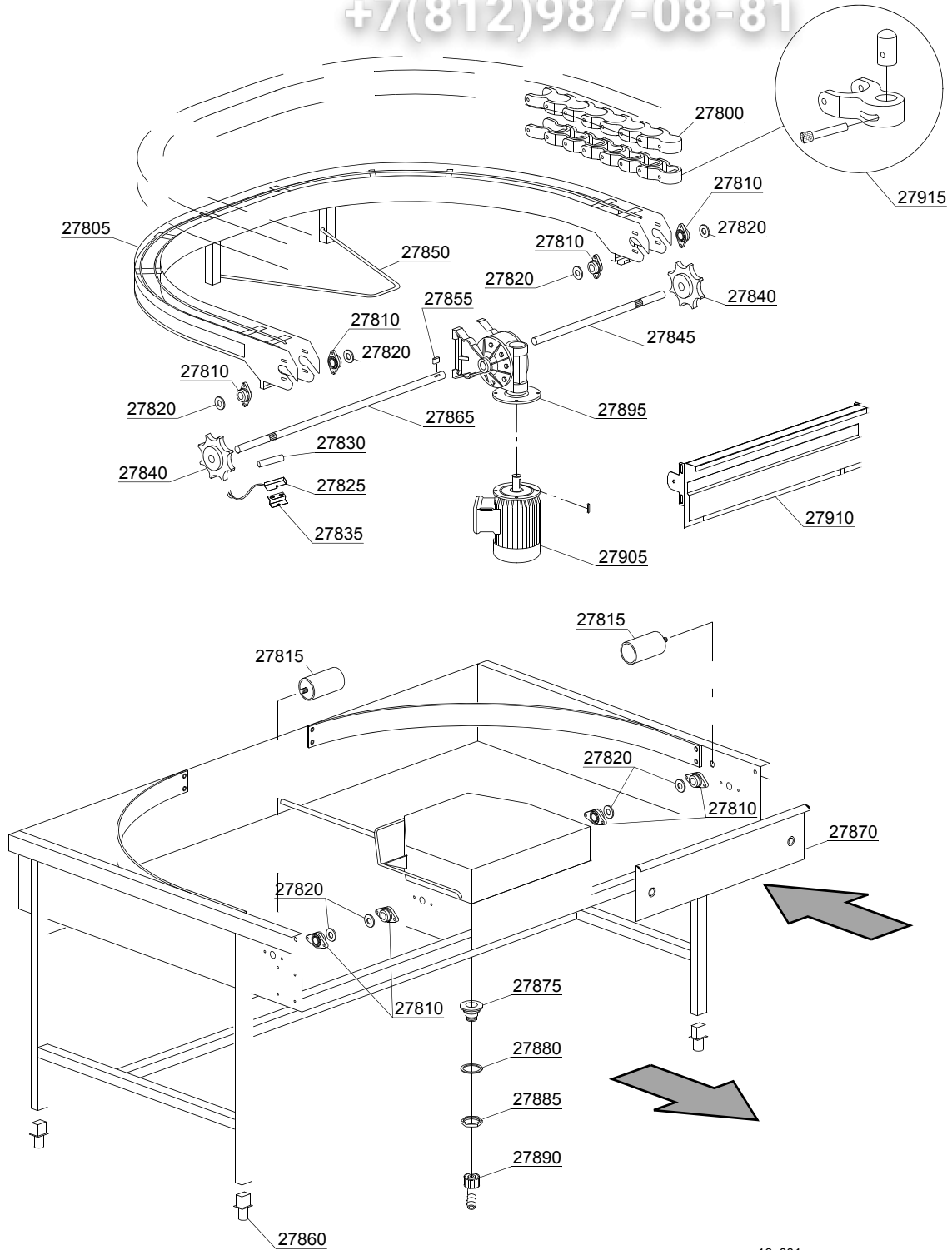
23=23

sc9=STEAM CONDENSER - LC 91, csa=CONVEYOR SPEED ADJUSTING - LC 101, 972=90°MOTORIZED CHAIN CONVEYOR - LC 97/2, 973=180°MOTORIZED CHAIN CONVEYOR - LC 97/3, 974=DRYER WITH 90° MOTORIZED CHAIN CONVEYOR - LC 97/4, 975=DRYER WITH 180° MOTORIZED CHAIN CONVEYOR - LC 97/5, d9=DRYER - LC 90, d92=DRYER - LC 90/2, cw=ADDITIONAL BOILER FOR COLD WATER SUPPLY, dvgw=DVGW VALVE SYSTEM, szc9=SPLASH ZONE WITH CILINDER - LC 94, sz9=SPLASH ZONE - LC 93, ti=TANK INSULATION, ds=DOUBLE SKIN, bp=BOOSTER PUMP, sdn3=DISPENSER SYSTEM SDN-3, 98=ANGLE LOADING TABLE - LC 98

A=3/N/PE~380-400V 50-60Hz, D=3/PE~200-210V 50-60Hz, F=2/PE~220-240V 50-60Hz, G=3/N/PE~415V 50-60Hz, H=3/PE~220-230V 50-60Hz, K=3/PE~380-400V 50-60Hz, L=3/PE~415V 50-60Hz, M=3/PE~440V 60Hz, P=1/N/PE~220-230V 50-60Hz, R=2/PE~220-240V 50-60Hz, U=1/N/PE~240V 50-60Hz, V=3/PE~240V 50-60Hz, W=1/N/PE~100-110V 50-60Hz

vsezip.ru

+7(812)987-08-81



16\_001\_e

ID	P-code	SN from	SN to	Mod.	Acces	Volt	Description
<b>Module: Motorized curve 180° - LC 97/3</b>							
27800	3000259		-	em,uw			Chain for roller
27805	3003056		-	em,uw			Kit guide for chain
27810	3000260		-	em,uw			Flange for chain
27815	3000262		-	em,uw			Ø50x80 embossment roller
27820	3003048		-	em,uw			Spacer for bearings
27825	3003112		-	em,uw			Door microswitch
27830	80232		-	em,uw			Magnet for reed
27835	3009112		-	em,uw			Holder for reed micro door
27840	3000261		-	em,uw			8 teeth pinion
27845	3003051		-	em,uw			Neutral shaft for chain
27850	3003053		-	em,uw			Lifting arm for chain guide
27855	2001045		-	em,uw			6x6x25 machine key
27860	3000252		-	em,uw			Adjustable food
27865	3003047		-	em,uw			Shaft for chain rotation
27870	3009609		-	em,uw			Protection panel
27875	10200113		-	em,uw			Floor drain
27880	10200173		-	em,uw			75x58x2 gasket
27885	10200114		-	em,uw			Drain floor nut
27890	15613		-	em,uw			1" 1/4x30 nylon elbow
27895	3000253		-	em,uw			Gear right 1:100
27895	3000254		-	em,uw			Gear right 1:100
27905	3000102		-	em,uw		A	Conveyor motor - 8P 230/400V 50HZ
27905	3000107		-	em,uw		A	Conveyor motor - 6/8P 400V 50HZ - reduced
27905	3000108		-	em,uw			Conveyor motor - 6/8P 230V 50HZ - reduced
27905	3000251		-	em,uw		A	Conveyor motor - 0,18HP - LC97
27915	3000270		-	em,uw			Rack-push+Support+Pivot

em=ELECTROMECHANICAL SWITCHES, uw=LOWER AND UPPER WASHER

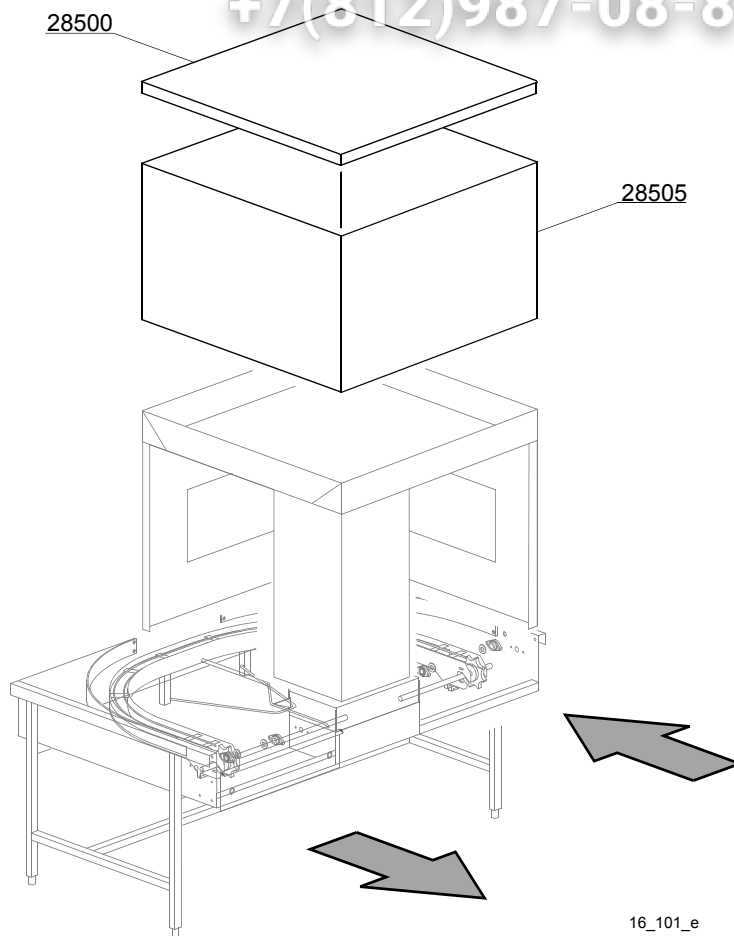
23=23

sc9=STEAM CONDENSER - LC 91, csa=CONVEYOR SPEED ADJUSTING - LC 101, 972=90°MOTORIZED CHAIN CONVEYOR - LC 97/2, 973=180°MOTORIZED CHAIN CONVEYOR - LC 97/3, 974=DRYER WITH 90° MOTORIZED CHAIN CONVEYOR - LC 97/4, 975=DRYER WITH 180° MOTORIZED CHAIN CONVEYOR - LC 97/5, d9=DRYER - LC 90, d92=DRYER - LC 90/2, cw=ADDITIONAL BOILER FOR COLD WATER SUPPLY, dvgw=DVGW VALVE SYSTEM, szc9=SPLASH ZONE WITH CILINDER - LC 94, sz9=SPLASH ZONE - LC 93, ti=TANK INSULATION, ds=DOUBLE SKIN, bp=BOOSTER PUMP, sdn3=DISPENSER SYSTEM SDN-3, 98=ANGLE LOADING TABLE - LC 98

A=3/N/PE~380-400V 50-60Hz, D=3/PE~200-210V 50-60Hz, F=2/PE~220-240V 50-60Hz, G=3/N/PE~415V 50-60Hz, H=3/PE~220-230V 50-60Hz, K=3/PE~380-400V 50-60Hz, L=3/PE~415V 50-60Hz, M=3/PE~440V 60Hz, P=1/N/PE~220-230V 50-60Hz, R=2/PE~220-240V 50-60Hz, U=1/N/PE~240V 50-60Hz, V=3/PE~240V 50-60Hz, W=1/N/PE~100-110V 50-60Hz

vsezip.ru

+7(812)987-08-81



16\_101\_e

vsezip.ru

ID	P-code	SN from	SN to	Mod.	Acces.	Volt	Description
<b>Module: Dryer motorized curve 180° - LC 97/5</b>							
28500	3009326		-	em,uw			Cover panel
28505	3009511		-	em,uw			Carter

em=ELECTROMECHANICAL SWITCHES, uw=LOWER AND UPPER WASHER

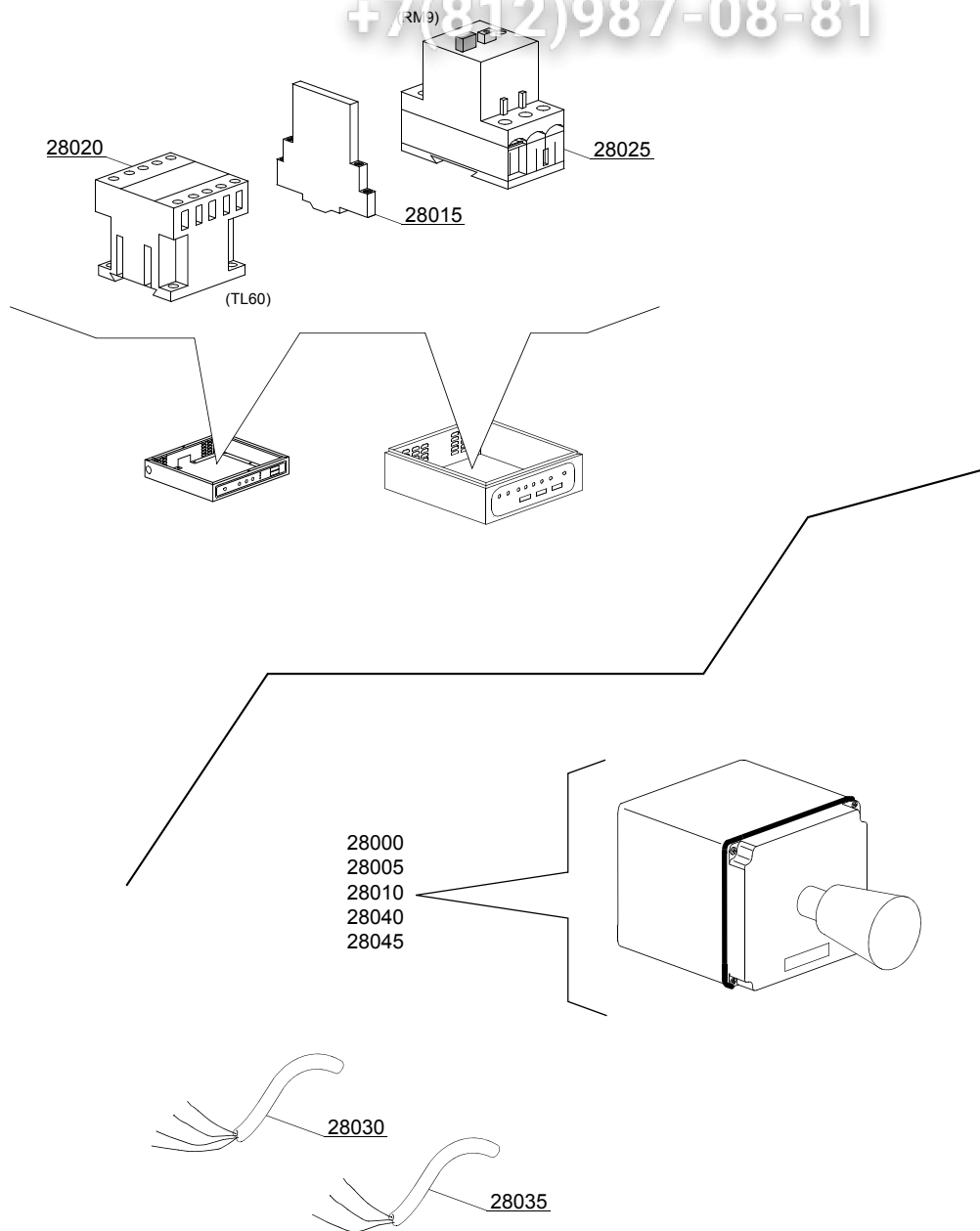
23=23

sc9=STEAM CONDENSER - LC 91, csa=CONVEYOR SPEED ADJUSTING - LC 101, 972=90°MOTORIZED CHAIN CONVEYOR - LC 97/2, 973=180°MOTORIZED CHAIN CONVEYOR - LC 97/3, 974=DRYER WITH 90° MOTORIZED CHAIN CONVEYOR - LC 97/4, 975=DRYER WITH 180° MOTORIZED CHAIN CONVEYOR - LC 97/5, d9=DRYER - LC 90, d92=DRYER - LC 90/2, cw=ADDITIONAL BOILER FOR COLD WATER SUPPLY, dvgw=DVGW VALVE SYSTEM, szc9=SPLASH ZONE WITH CILINDER - LC 94, sz9=SPLASH ZONE - LC 93, ti=TANK INSULATION, ds=DOUBLE SKIN, bp=BOOSTER PUMP, sdn3=DISPENSER SYSTEM SDN-3, 98=ANGLE LOADING TABLE - LC 98

A=3/N/PE~380-400V 50-60Hz, D=3/PE~200-210V 50-60Hz, F=2/PE~220-240V 50-60Hz, G=3/N/PE~415V 50-60Hz, H=3/PE~220-230V 50-60Hz, K=3/PE~380-400V 50-60Hz, L=3/PE~415V 50-60Hz, M=3/PE~440V 60Hz, P=1/N/PE~220-230V 50-60Hz, R=2/PE~220-240V 50-60Hz, U=1/N/PE~240V 50-60Hz, V=3/PE~240V 50-60Hz, W=1/N/PE~100-110V 50-60Hz

vsezip.ru

+7(812)987-08-81



16\_301\_e

ID	P-code	SN from	SN to	Mod.	Acces.	Volt	Description
<b>Module: Motorized curve 180° - LC 97/3: electric parts</b>							
28000	3000264		-	em,uw			Emergency box
28005	3000263		-	em,uw			Emergency switch
28010	3002059		-	em,uw			1R contact
28015	3006080		-	em,uw			Auxiliary contact LMS25
28020	2000370		-	em,uw			Contacteur MC9
28025	2000390		-	em,uw			Motorprotector 1 - 1.6A
28025	2000389		-	em,uw			Motorprotector 0,63 - 1A (vers.400 VaC 3N)
28030	3006134		-	em,uw			Flame-retardant cable 4x1,5mm
28035	3006136		-	em,uw			Flame-retardant cable 3x1mm
28040	3000266		-	em,uw			Male connector with support
28045	3000267		-	em,uw			Female connector with support

em=ELECTROMECHANICAL SWITCHES, uw=LOWER AND UPPER WASHER

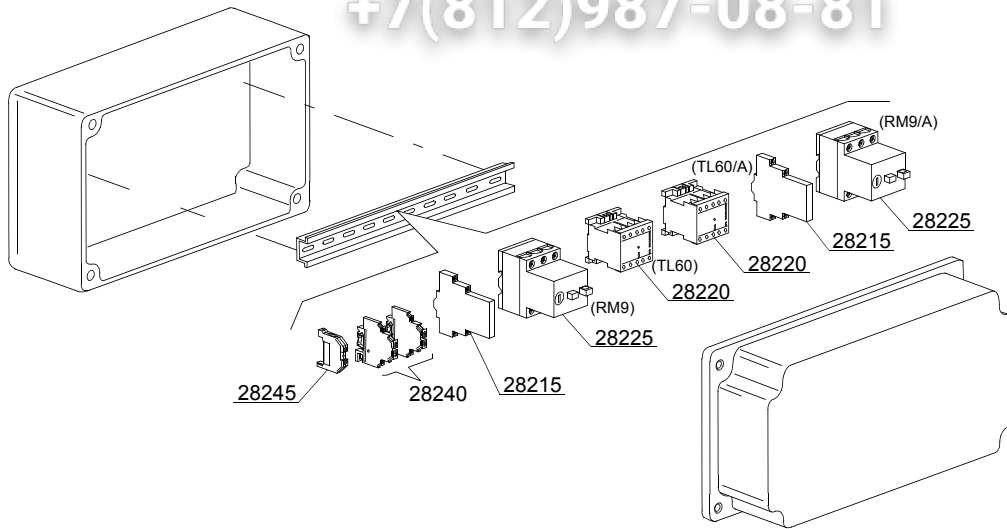
23=23

sc9=STEAM CONDENSER - LC 91, csa=CONVEYOR SPEED ADJUSTING - LC 101, 972=90°MOTORIZED CHAIN CONVEYOR - LC 97/2, 973=180°MOTORIZED CHAIN CONVEYOR - LC 97/3, 974=DRYER WITH 90° MOTORIZED CHAIN CONVEYOR - LC 97/4, 975=DRYER WITH 180° MOTORIZED CHAIN CONVEYOR - LC 97/5, d9=DRYER - LC 90, d92=DRYER - LC 90/2, cw=ADDITIONAL BOILER FOR COLD WATER SUPPLY, dvgw=DVGW VALVE SYSTEM, szc9=SPLASH ZONE WITH CILINDER - LC 94, sz9=SPLASH ZONE - LC 93, ti=TANK INSULATION, ds=DOUBLE SKIN, bp=BOOSTER PUMP, sdn3=DISPENSER SYSTEM SDN-3, 98=ANGLE LOADING TABLE - LC 98

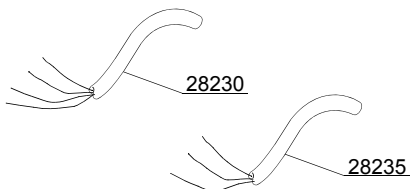
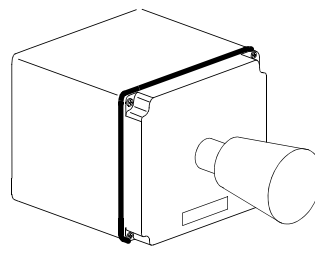
A=3/N/PE~380-400V 50-60Hz, D=3/PE~200-210V 50-60Hz, F=2/PE~220-240V 50-60Hz, G=3/N/PE~415V 50-60Hz, H=3/PE~220-230V 50-60Hz, K=3/PE~380-400V 50-60Hz, L=3/PE~415V 50-60Hz, M=3/PE~440V 60Hz, P=1/N/PE~220-230V 50-60Hz, R=2/PE~220-240V 50-60Hz, U=1/N/PE~240V 50-60Hz, V=3/PE~240V 50-60Hz, W=1/N/PE~100-110V 50-60Hz

vsezip.ru

+7(812)987-08-81



- 28200
- 28205
- 28210
- 28250
- 28255



16\_303\_e



vsezip.ru

ID	P-code	SN from	SN to	Mod.	Acces.	Volt	Description
<b>Module: Motorized curve 180° - LC 97/3: electric parts double speed - remote control</b>							
28200	3000264		-	em,uw			Emergency box
28205	3000263		-	em,uw			Emergency switch
28210	3002059		-	em,uw			1R contact
28215	3006080		-	em,uw			Auxiliary contact LMS25
28220	2000370		-	em,uw			Contacteur MC9
28225	2000390		-	em,uw			Motorprotector 1 - 1.6A
28225	2000389		-	em,uw			Motorprotector 0,63 - 1A (vers.400 VaC 3N)
28230	3006134		-	em,uw			Flame-retardant cable 4x1,5mm
28235	3006136		-	em,uw			Flame-retardant cable 3x1mm
28240	3006092		-	em,uw			Clamp 4mm <sup>2</sup>
28245	10300401		-	em,uw			Earth clamp 4mm <sup>2</sup>
28250	3000266		-	em,uw			Male connector with support
28255	3000267		-	em,uw			Female connector with support

em=ELECTROMECHANICAL SWITCHES, uw=LOWER AND UPPER WASHER

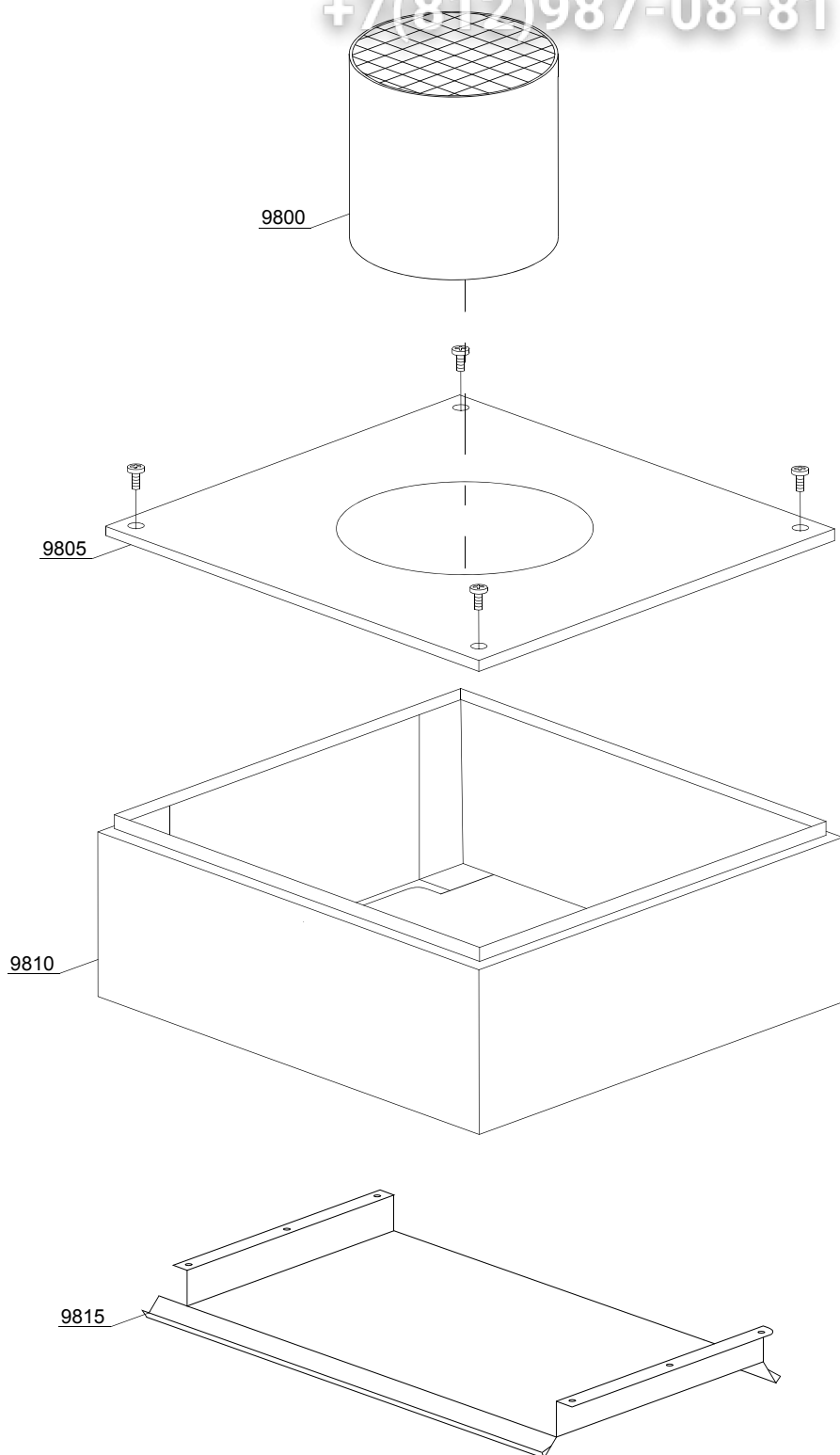
23=23

sc9=STEAM CONDENSER - LC 91, csa=CONVEYOR SPEED ADJUSTING - LC 101, 972=90°MOTORIZED CHAIN CONVEYOR - LC 97/2, 973=180°MOTORIZED CHAIN CONVEYOR - LC 97/3, 974=DRYER WITH 90° MOTORIZED CHAIN CONVEYOR - LC 97/4, 975=DRYER WITH 180° MOTORIZED CHAIN CONVEYOR - LC 97/5, d9=DRYER - LC 90, d92=DRYER - LC 90/2, cw=ADDITIONAL BOILER FOR COLD WATER SUPPLY, dvgw=DVGW VALVE SYSTEM, szc9=SPLASH ZONE WITH CILINDER - LC 94, sz9=SPLASH ZONE - LC 93, ti=TANK INSULATION, ds=DOUBLE SKIN, bp=BOOSTER PUMP, sdn3=DISPENSER SYSTEM SDN-3, 98=ANGLE LOADING TABLE - LC 98

A=3/N/PE~380-400V 50-60Hz, D=3/PE~200-210V 50-60Hz, F=2/PE~220-240V 50-60Hz, G=3/N/PE~415V 50-60Hz, H=3/PE~220-230V 50-60Hz, K=3/PE~380-400V 50-60Hz, L=3/PE~415V 50-60Hz, M=3/PE~440V 60Hz, P=1/N/PE~220-230V 50-60Hz, R=2/PE~220-240V 50-60Hz, U=1/N/PE~240V 50-60Hz, V=3/PE~240V 50-60Hz, W=1/N/PE~100-110V 50-60Hz

vsezip.ru

+7(812)987-08-81



18\_001\_e

vsezip.ru

ID	P-code	SN from	SN to	Mod.	Acces.	Volt	Description
<b>Module: Steam condenser LC91 - part 1</b>							
9800	3009499		-	em,uw			Chimney
9805	3009306		-	em,uw			Cover with hole
9810	3009502		-	em,uw			Complete body
9815	3009090		-	em,uw			Suction group

em=ELECTROMECHANICAL SWITCHES, uw=LOWER AND UPPER WASHER

23=23

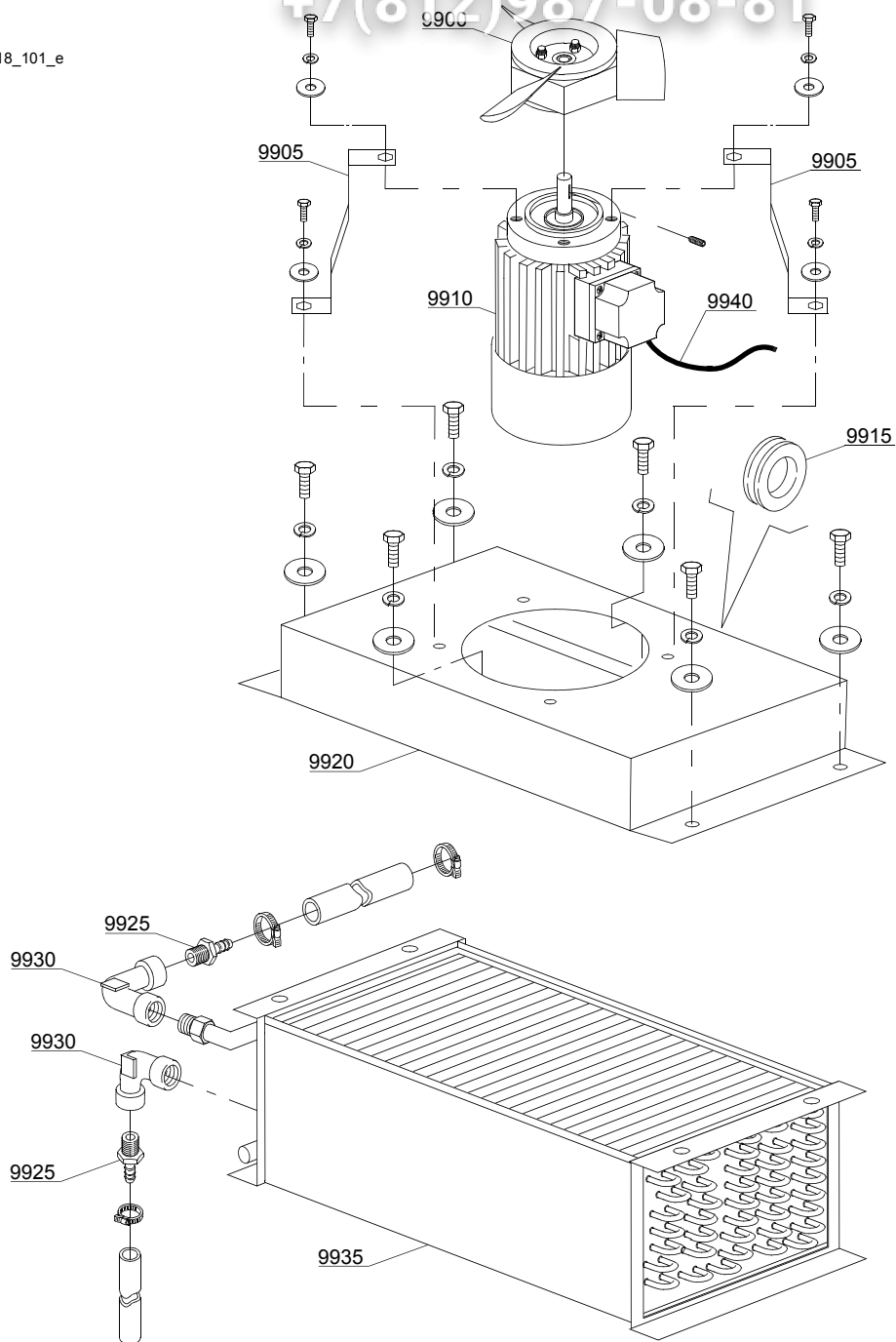
sc9=STEAM CONDENSER - LC 91, csa=CONVEYOR SPEED ADJUSTING - LC 101, 972=90°MOTORIZED CHAIN CONVEYOR - LC 97/2, 973=180°MOTORIZED CHAIN CONVEYOR - LC 97/3, 974=DRYER WITH 90° MOTORIZED CHAIN CONVEYOR - LC 97/4, 975=DRYER WITH 180° MOTORIZED CHAIN CONVEYOR - LC 97/5, d9=DRYER - LC 90, d92=DRYER - LC 90/2, cw=ADDITIONAL BOILER FOR COLD WATER SUPPLY, dvgw=DVGW VALVE SYSTEM, szc9=SPLASH ZONE WITH CILINDER - LC 94, sz9=SPLASH ZONE - LC 93, ti=TANK INSULATION, ds=DOUBLE SKIN, bp=BOOSTER PUMP, sdn3=DISPENSER SYSTEM SDN-3, 98=ANGLE LOADING TABLE - LC 98

A=3/N/PE~380-400V 50-60Hz, D=3/PE~200-210V 50-60Hz, F=2/PE~220-240V 50-60Hz, G=3/N/PE~415V 50-60Hz, H=3/PE~220-230V 50-60Hz, K=3/PE~380-400V 50-60Hz, L=3/PE~415V 50-60Hz, M=3/PE~440V 60Hz, P=1/N/PE~220-230V 50-60Hz, R=2/PE~220-240V 50-60Hz, U=1/N/PE~240V 50-60Hz, V=3/PE~240V 50-60Hz, W=1/N/PE~100-110V 50-60Hz

vsezip.ru

+7(812)987-08-81

18\_101\_e



ID	P-code	SN from	SN to	Mod	Acces	Volt	Description
<b>Module: Steam condenser LC91 - part 2</b>							
9900	3000125	-	-	em,uw			Impeller fan
9905	3009106	-	-	em,uw			Motor holder
9910	3000120	-	-	em,uw		A	Motor - 0,18KW 4P 230/400V 50HZ
9915	13329	-	-	em,uw			Fairlead
9920	3009079	-	-	em,uw			Steam condenser base
9925	12023	-	-	em,uw			Hose holder
9930	3002139	-	-	em,uw			Elbow
9935	3000155	-	-	em,uw			Heating recovery battery
9940	15184	-	-	em,uw			Cable

em=ELECTROMECHANICAL SWITCHES, uw=LOWER AND UPPER WASHER

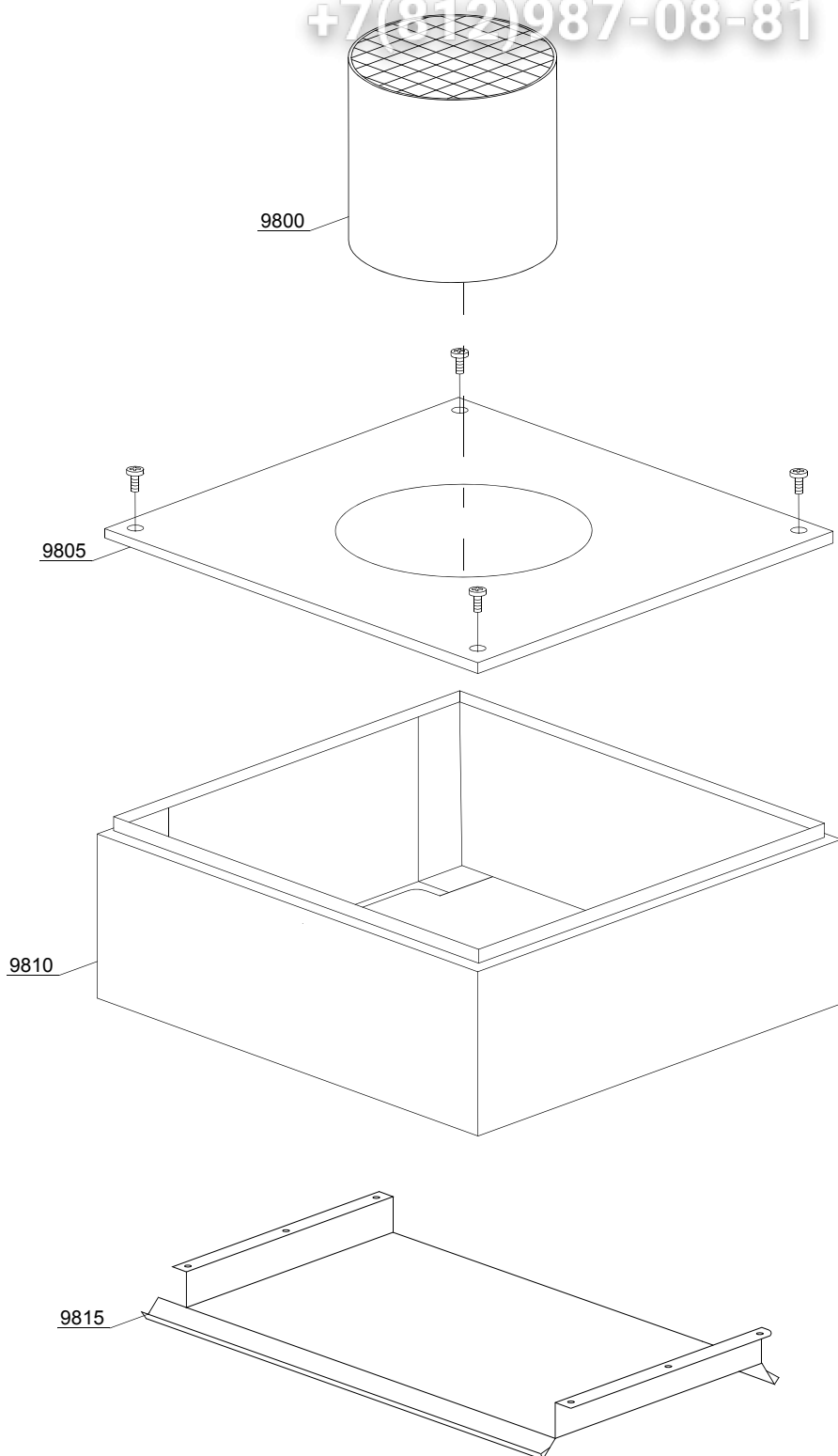
23=23

sc9=STEAM CONDENSER - LC 91, csa=CONVEYOR SPEED ADJUSTING - LC 101, 972=90°MOTORIZED CHAIN CONVEYOR - LC 97/2, 973=180°MOTORIZED CHAIN CONVEYOR - LC 97/3, 974=DRYER WITH 90° MOTORIZED CHAIN CONVEYOR - LC 97/4, 975=DRYER WITH 180° MOTORIZED CHAIN CONVEYOR - LC 97/5, d9=DRYER - LC 90, d92=DRYER - LC 90/2, cw=ADDITIONAL BOILER FOR COLD WATER SUPPLY, dvgw=DVGW VALVE SYSTEM, szc9=SPLASH ZONE WITH CILINDER - LC 94, sz9=SPLASH ZONE - LC 93, ti=TANK INSULATION, ds=DOUBLE SKIN, bp=BOOSTER PUMP, sdn3=DISPENSER SYSTEM SDN-3, 98=ANGLE LOADING TABLE - LC 98

A=3/N/PE~380-400V 50-60Hz, D=3/PE~200-210V 50-60Hz, F=2/PE~220-240V 50-60Hz, G=3/N/PE~415V 50-60Hz, H=3/PE~220-230V 50-60Hz, K=3/PE~380-400V 50-60Hz, L=3/PE~415V 50-60Hz, M=3/PE~440V 60Hz, P=1/N/PE~220-230V 50-60Hz, R=2/PE~220-240V 50-60Hz, U=1/N/PE~240V 50-60Hz, V=3/PE~240V 50-60Hz, W=1/N/PE~100-110V 50-60Hz

vsezip.ru

+7(812)987-08-81



18\_001\_e

ID	P-code	SN from	SN to	Mod	Acces	Volt	Description
<b>Module: Steam condenser TR91 - part 1</b>							
9800	3009499		-	em,uw			Chimney
9805	3009306		-	em,uw			Cover with hole
9810	3009502		-	em,uw			Complete body
9815	3009090		-	em,uw			Suction group

em=ELECTROMECHANICAL SWITCHES, uw=LOWER AND UPPER WASHER

23=23

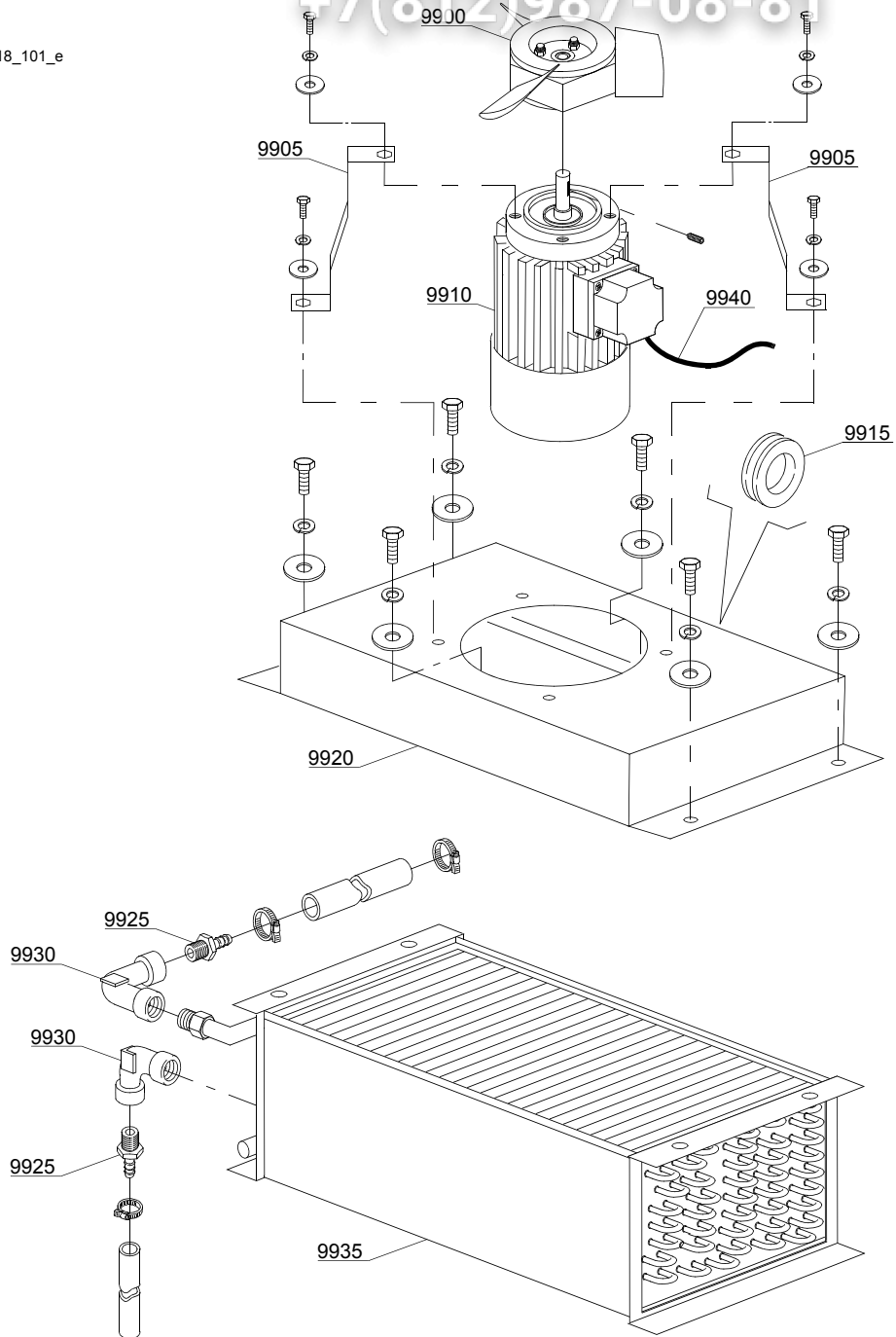
sc9=STEAM CONDENSER - LC 91, csa=CONVEYOR SPEED ADJUSTING - LC 101, 972=90°MOTORIZED CHAIN CONVEYOR - LC 97/2, 973=180°MOTORIZED CHAIN CONVEYOR - LC 97/3, 974=DRYER WITH 90° MOTORIZED CHAIN CONVEYOR - LC 97/4, 975=DRYER WITH 180° MOTORIZED CHAIN CONVEYOR - LC 97/5, d9=DRYER - LC 90, d92=DRYER - LC 90/2, cw=ADDITIONAL BOILER FOR COLD WATER SUPPLY, dvgw=DVGW VALVE SYSTEM, szc9=SPLASH ZONE WITH CILINDER - LC 94, sz9=SPLASH ZONE - LC 93, ti=TANK INSULATION, ds=DOUBLE SKIN, bp=BOOSTER PUMP, sdn3=DISPENSER SYSTEM SDN-3, 98=ANGLE LOADING TABLE - LC 98

A=3/N/PE~380-400V 50-60Hz, D=3/PE~200-210V 50-60Hz, F=2/PE~220-240V 50-60Hz, G=3/N/PE~415V 50-60Hz, H=3/PE~220-230V 50-60Hz, K=3/PE~380-400V 50-60Hz, L=3/PE~415V 50-60Hz, M=3/PE~440V 60Hz, P=1/N/PE~220-230V 50-60Hz, R=2/PE~220-240V 50-60Hz, U=1/N/PE~240V 50-60Hz, V=3/PE~240V 50-60Hz, W=1/N/PE~100-110V 50-60Hz

vsezip.ru

+7(812)987-08-81

18\_101\_e





ID	P-code	SN from	SN to	Mod	Acces	Volt	Description
<b>Module: Steam condenser TR91 - part 2</b>							
9900	3000125		-	em,uw			Impeller fan
9905	3009106		-	em,uw			Motor holder
9910	3000120		-	em,uw		A	Motor - 0,18KW 4P 230/400V 50HZ
9915	13329		-	em,uw			Fairlead
9920	3009079		-	em,uw			Steam condenser base
9925	12023		-	em,uw			Hose holder
9930	3002139		-	em,uw			Elbow
9935	3000155		-	em,uw			Heating recovery battery
9940	15184		-	em,uw			Cable

em=ELECTROMECHANICAL SWITCHES, uw=LOWER AND UPPER WASHER

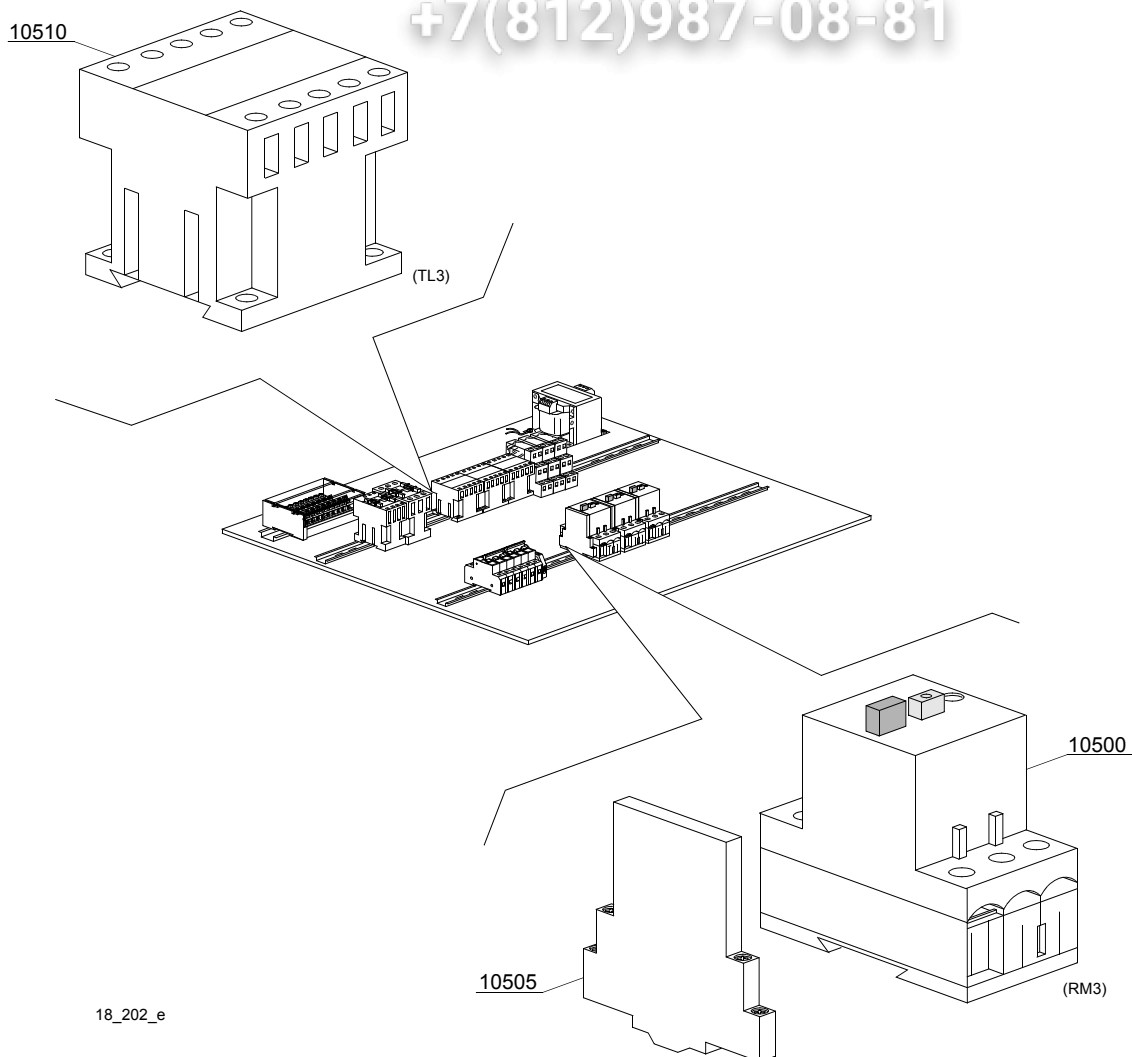
23=23

sc9=STEAM CONDENSER - LC 91, csa=CONVEYOR SPEED ADJUSTING - LC 101, 972=90°MOTORIZED CHAIN CONVEYOR - LC 97/2, 973=180°MOTORIZED CHAIN CONVEYOR - LC 97/3, 974=DRYER WITH 90° MOTORIZED CHAIN CONVEYOR - LC 97/4, 975=DRYER WITH 180° MOTORIZED CHAIN CONVEYOR - LC 97/5, d9=DRYER - LC 90, d92=DRYER - LC 90/2, cw=ADDITIONAL BOILER FOR COLD WATER SUPPLY, dvgw=DVGW VALVE SYSTEM, szc9=SPLASH ZONE WITH CILINDER - LC 94, sz9=SPLASH ZONE - LC 93, ti=TANK INSULATION, ds=DOUBLE SKIN, bp=BOOSTER PUMP, sdn3=DISPENSER SYSTEM SDN-3, 98=ANGLE LOADING TABLE - LC 98

A=3/N/PE~380-400V 50-60Hz, D=3/PE~200-210V 50-60Hz, F=2/PE~220-240V 50-60Hz, G=3/N/PE~415V 50-60Hz, H=3/PE~220-230V 50-60Hz, K=3/PE~380-400V 50-60Hz, L=3/PE~415V 50-60Hz, M=3/PE~440V 60Hz, P=1/N/PE~220-230V 50-60Hz, R=2/PE~220-240V 50-60Hz, U=1/N/PE~240V 50-60Hz, V=3/PE~240V 50-60Hz, W=1/N/PE~100-110V 50-60Hz

vsezip.ru

+7(812)987-08-81



ID	P-code	SN from	SN to	Mod	Acces	Volt	Description
<b>Module: Steam condenser LC-91 / TR-91 part 3</b>							
10500	2000390	-	-	em,uw		A	Motorprotector 1 - 1.6A
10505	3006080	-	-	em,uw		A	Auxiliary contact LMS25
10510	2000370	-	-	em,uw		A	Contactora MC9

em=ELECTROMECHANICAL SWITCHES, uw=LOWER AND UPPER WASHER

23=23

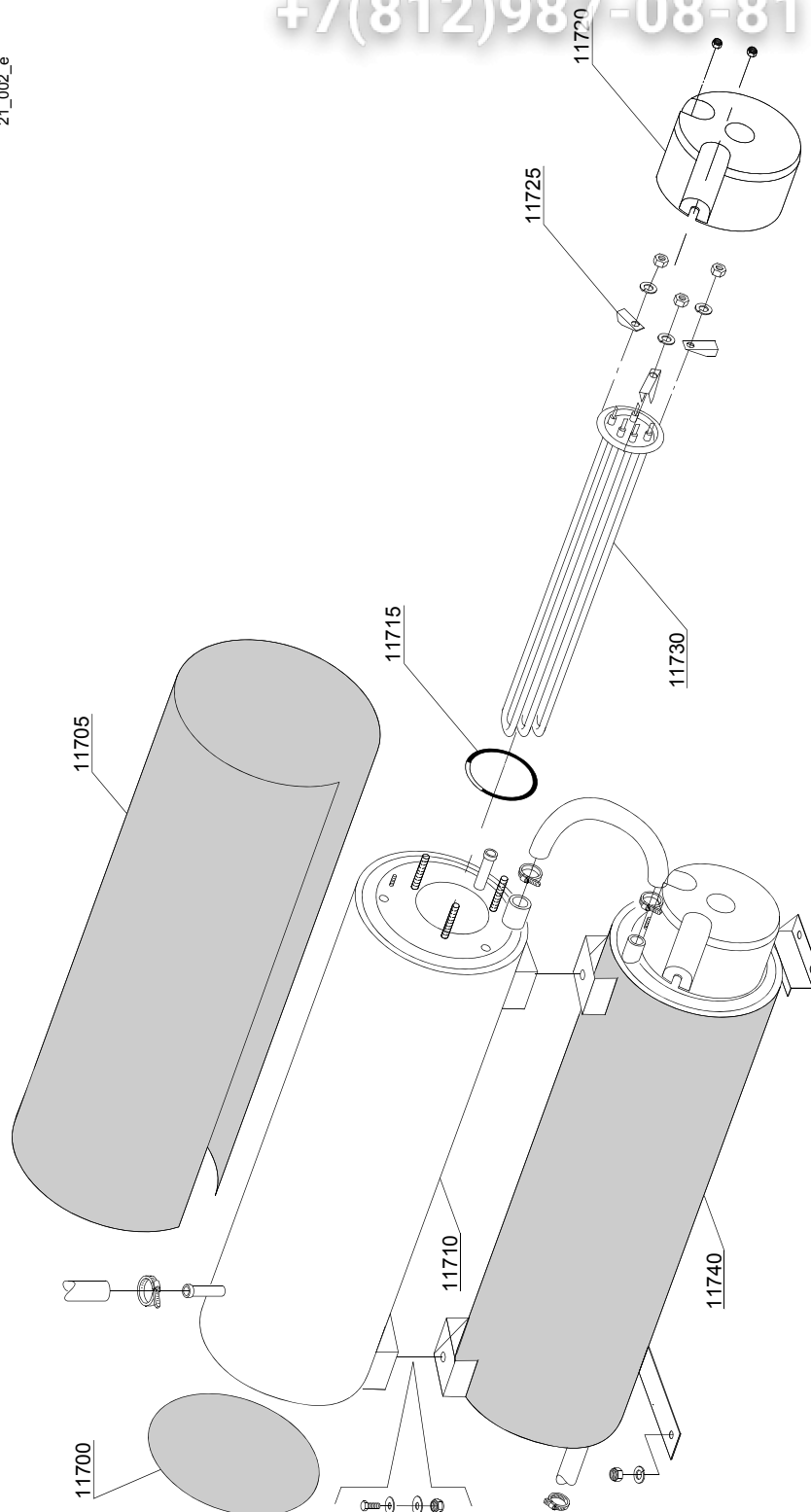
sc9=STEAM CONDENSER - LC 91, csa=CONVEYOR SPEED ADJUSTING - LC 101, 972=90°MOTORIZED CHAIN CONVEYOR - LC 97/2, 973=180°MOTORIZED CHAIN CONVEYOR - LC 97/3, 974=DRYER WITH 90° MOTORIZED CHAIN CONVEYOR - LC 97/4, 975=DRYER WITH 180° MOTORIZED CHAIN CONVEYOR - LC 97/5, d9=DRYER - LC 90, d92=DRYER - LC 90/2, cw=ADDITIONAL BOILER FOR COLD WATER SUPPLY, dvgw=DVGW VALVE SYSTEM, szc9=SPLASH ZONE WITH CILINDER - LC 94, sz9=SPLASH ZONE - LC 93, ti=TANK INSULATION, ds=DOUBLE SKIN, bp=BOOSTER PUMP, sdn3=DISPENSER SYSTEM SDN-3, 98=ANGLE LOADING TABLE - LC 98

A=3/N/PE~380-400V 50-60Hz, D=3/PE~200-210V 50-60Hz, F=2/PE~220-240V 50-60Hz, G=3/N/PE~415V 50-60Hz, H=3/PE~220-230V 50-60Hz, K=3/PE~380-400V 50-60Hz, L=3/PE~415V 50-60Hz, M=3/PE~440V 60Hz, P=1/N/PE~220-230V 50-60Hz, R=2/PE~220-240V 50-60Hz, U=1/N/PE~240V 50-60Hz, V=3/PE~240V 50-60Hz, W=1/N/PE~100-110V 50-60Hz

vsezip.ru

+7(812)987-08-81

21\_002\_e



ID	P-code	SN from	SN to	Mod.	Acces.	Volt	Description
<b>Module: Additional boiler components</b>							
11700	75205		-	em,uw			Bottom boiler insulating
11705	30002030		-	em,uw			Boiler insulating
11710	3007013		-	em,uw			Upper Boiler
11715	13015		-	em,uw			O-ring 160 (6225)
11720	75311		-	em,uw			Heating element cover
11725	16045		-	em,uw			Heating element support Ø6,3
11730	30001011		-	em,uw		A	Heating element 9kW
11730	30001011/A		-	em,uw		A	Heating element 12kW
11730	30001011/B		-	em,uw		A	Heating element 14kW
11740	3007012		-	em,uw			Low Boiler

em=ELECTROMECHANICAL SWITCHES, uw=LOWER AND UPPER WASHER

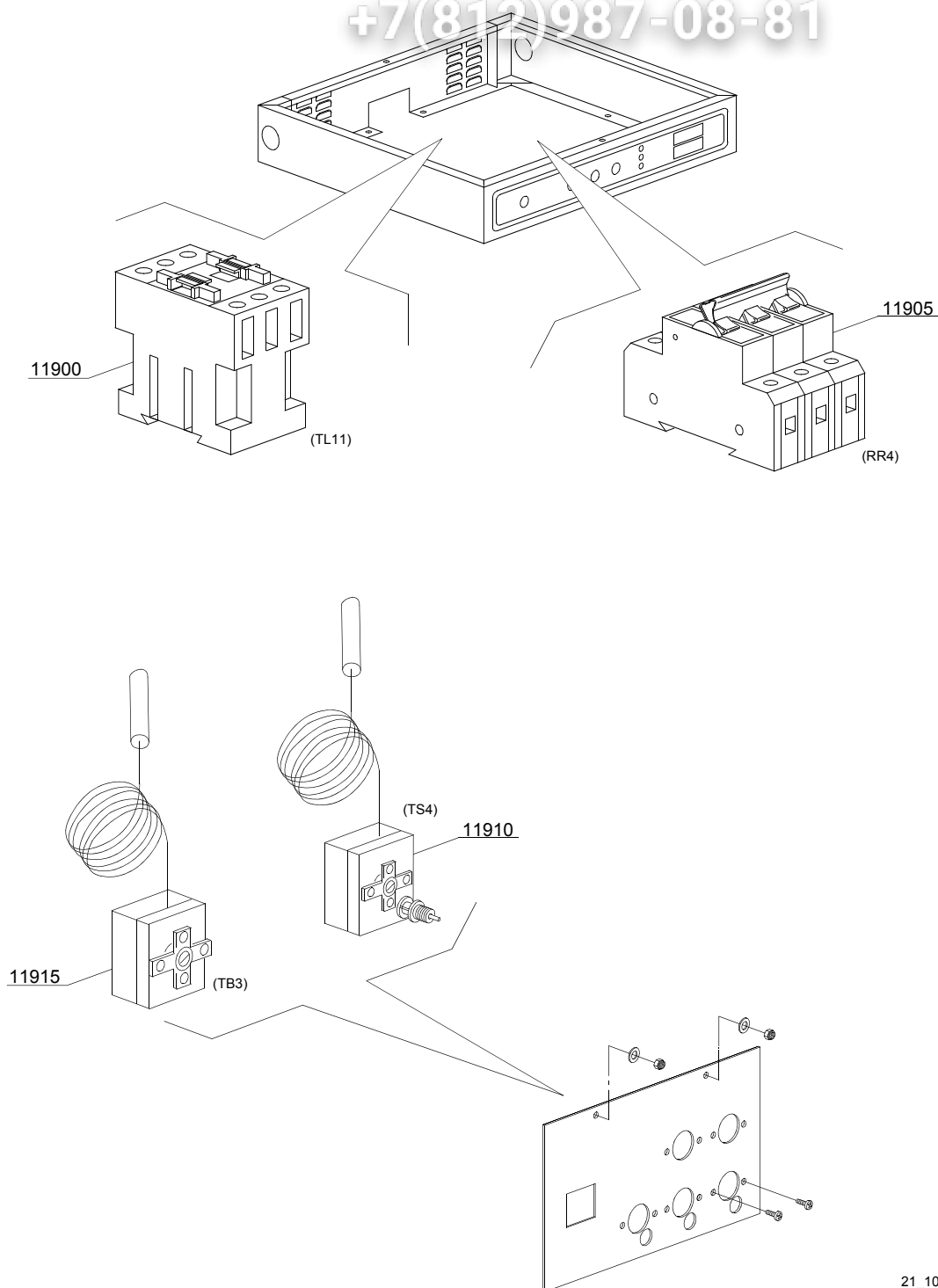
23=23

sc9=STEAM CONDENSER - LC 91, csa=CONVEYOR SPEED ADJUSTING - LC 101, 972=90°MOTORIZED CHAIN CONVEYOR - LC 97/2, 973=180°MOTORIZED CHAIN CONVEYOR - LC 97/3, 974=DRYER WITH 90° MOTORIZED CHAIN CONVEYOR - LC 97/4, 975=DRYER WITH 180° MOTORIZED CHAIN CONVEYOR - LC 97/5, d9=DRYER - LC 90, d92=DRYER - LC 90/2, cw=ADDITIONAL BOILER FOR COLD WATER SUPPLY, dvgw=DVGW VALVE SYSTEM, szc9=SPLASH ZONE WITH CILINDER - LC 94, sz9=SPLASH ZONE - LC 93, ti=TANK INSULATION, ds=DOUBLE SKIN, bp=BOOSTER PUMP, sdn3=DISPENSER SYSTEM SDN-3, 98=ANGLE LOADING TABLE - LC 98

A=3/N/PE~380-400V 50-60Hz, D=3/PE~200-210V 50-60Hz, F=2/PE~220-240V 50-60Hz, G=3/N/PE~415V 50-60Hz, H=3/PE~220-230V 50-60Hz, K=3/PE~380-400V 50-60Hz, L=3/PE~415V 50-60Hz, M=3/PE~440V 60Hz, P=1/N/PE~220-230V 50-60Hz, R=2/PE~220-240V 50-60Hz, U=1/N/PE~240V 50-60Hz, V=3/PE~240V 50-60Hz, W=1/N/PE~100-110V 50-60Hz

vsezip.ru

+7(812)987-08-81



21\_102\_e

ID	P-code	SN from	SN to	Mod	Acces.	Volt	Description
<b>Module: Additional boiler: electical components</b>							
11900	2000380		-	em,uw		A	Contactora BF12 (heating element < 9 kW)
11900	2000385		-	em,uw		A	Contactora BF20 (heating element > 9 kW)
11905	2000403		-	em,uw		A	Automatic fuse C20 (heating element < 9 kW)
11905	2000404		-	em,uw		A	Automatic fuse C25 (heating element > 9 kW)
11910	2000430		-	em,uw			Safety thermostat
11915	10707/1		-	em,uw			Thermostat 0 - 90° (TB2)

em=ELECTROMECHANICAL SWITCHES, uw=LOWER AND UPPER WASHER

23=23

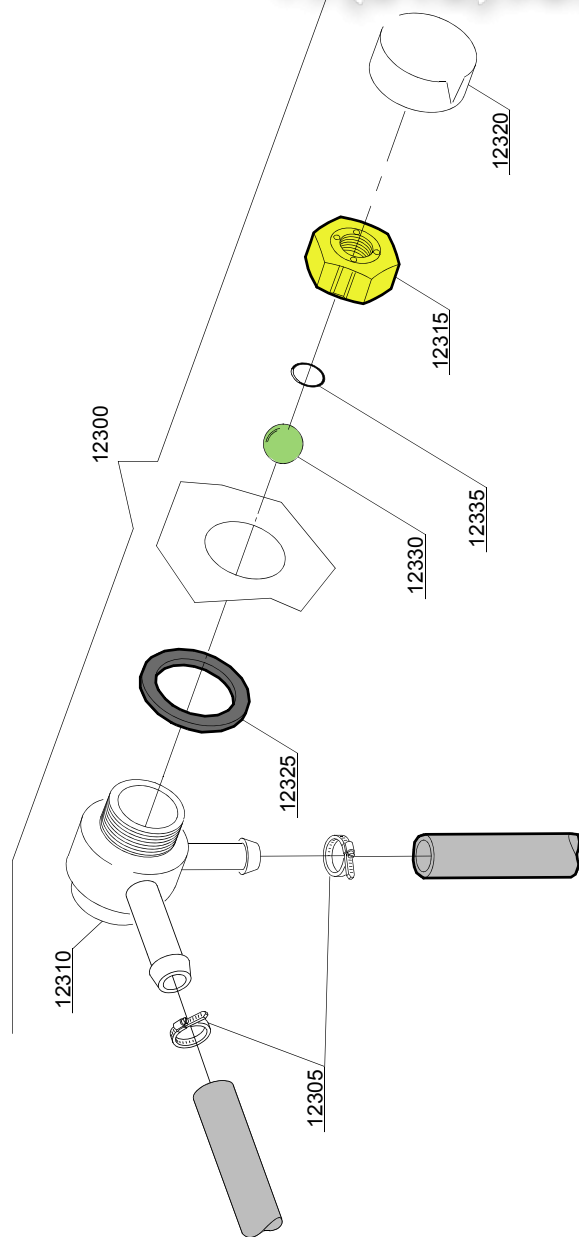
sc9=STEAM CONDENSER - LC 91, csa=CONVEYOR SPEED ADJUSTING - LC 101, 972=90°MOTORIZED CHAIN CONVEYOR - LC 97/2, 973=180°MOTORIZED CHAIN CONVEYOR - LC 97/3, 974=DRYER WITH 90° MOTORIZED CHAIN CONVEYOR - LC 97/4, 975=DRYER WITH 180° MOTORIZED CHAIN CONVEYOR - LC 97/5, d9=DRYER - LC 90, d92=DRYER - LC 90/2, cw=ADDITIONAL BOILER FOR COLD WATER SUPPLY, dvgw=DVGW VALVE SYSTEM, szc9=SPLASH ZONE WITH CILINDER - LC 94, sz9=SPLASH ZONE - LC 93, ti=TANK INSULATION, ds=DOUBLE SKIN, bp=BOOSTER PUMP, sdn3=DISPENSER SYSTEM SDN-3, 98=ANGLE LOADING TABLE - LC 98

A=3/N/PE~380-400V 50-60Hz, D=3/PE~200-210V 50-60Hz, F=2/PE~220-240V 50-60Hz, G=3/N/PE~415V 50-60Hz, H=3/PE~220-230V 50-60Hz, K=3/PE~380-400V 50-60Hz, L=3/PE~415V 50-60Hz, M=3/PE~440V 60Hz, P=1/N/PE~220-230V 50-60Hz, R=2/PE~220-240V 50-60Hz, U=1/N/PE~240V 50-60Hz, V=3/PE~240V 50-60Hz, W=1/N/PE~100-110V 50-60Hz

vsezip.ru

+7(812)987-08-81

22\_002ae1





ID	P-code	SN from	SN to	Mod	Acces.	Volt	Description
<b>Module: DVGW valve</b>							
12300	9891710		-	em,uw			DVGW valvola assembly
12305	11807		-	em,uw			Clamp aisi430 12/22
12310	15280		-	em,uw			Valve body center
12315	15281		-	em,uw			Flat valve
12320	15282		-	em,uw			Flat valve cover
12325	15283		-	em,uw			Valve gasket
12330	15284		-	em,uw			Sphere
12335	15285		-	em,uw			O-ring 115 KTW

em=ELECTROMECHANICAL SWITCHES, uw=LOWER AND UPPER WASHER

23=23

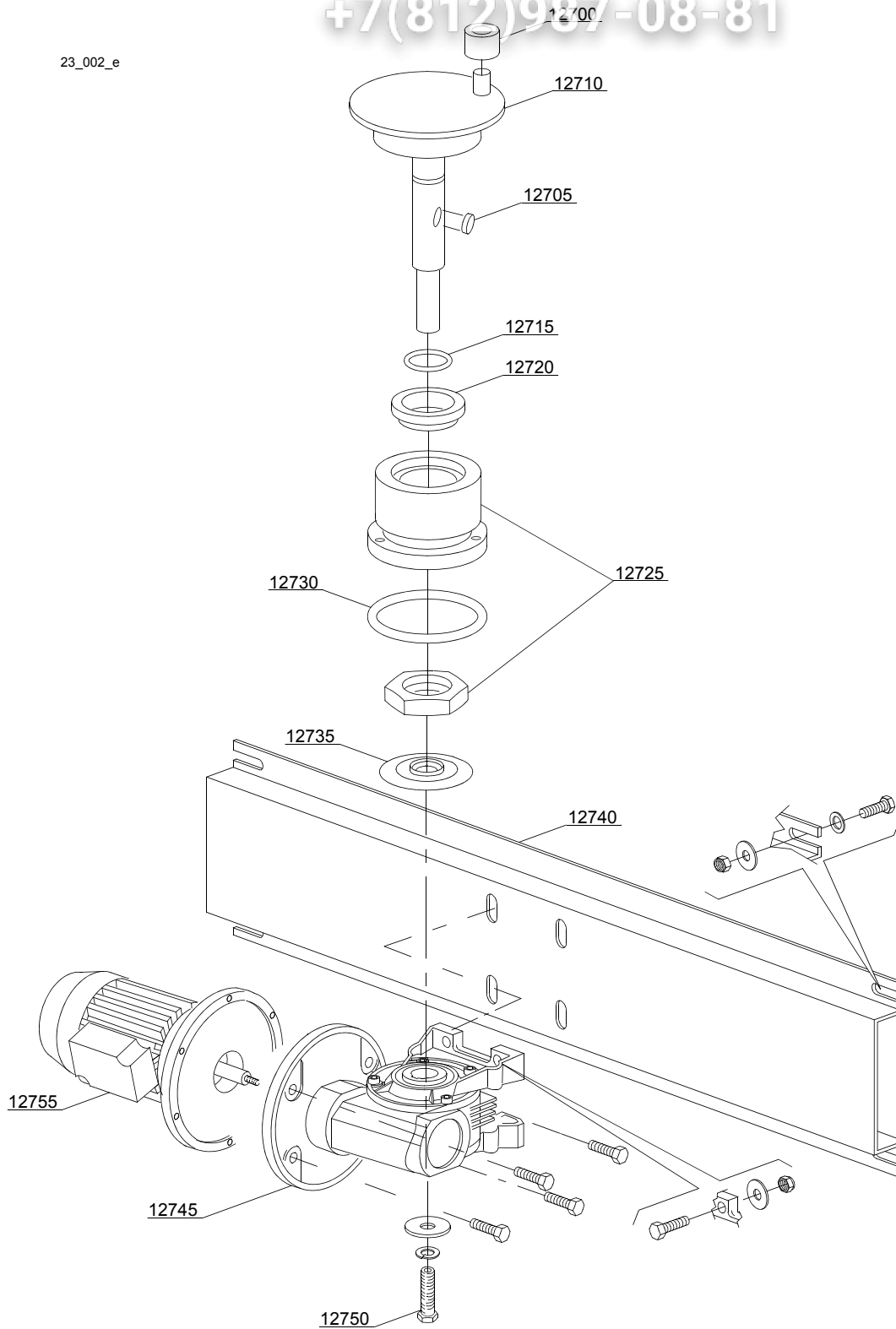
sc9=STEAM CONDENSER - LC 91, csa=CONVEYOR SPEED ADJUSTING - LC 101, 972=90°MOTORIZED CHAIN CONVEYOR - LC 97/2, 973=180°MOTORIZED CHAIN CONVEYOR - LC 97/3, 974=DRYER WITH 90° MOTORIZED CHAIN CONVEYOR - LC 97/4, 975=DRYER WITH 180° MOTORIZED CHAIN CONVEYOR - LC 97/5, d9=DRYER - LC 90, d92=DRYER - LC 90/2, cw=ADDITIONAL BOILER FOR COLD WATER SUPPLY, dvgw=DVGW VALVE SYSTEM, szc9=SPLASH ZONE WITH CILINDER - LC 94, sz9=SPLASH ZONE - LC 93, ti=TANK INSULATION, ds=DOUBLE SKIN, bp=BOOSTER PUMP, sdn3=DISPENSER SYSTEM SDN-3, 98=ANGLE LOADING TABLE - LC 98

A=3/N/PE~380-400V 50-60Hz, D=3/PE~200-210V 50-60Hz, F=2/PE~220-240V 50-60Hz, G=3/N/PE~415V 50-60Hz, H=3/PE~220-230V 50-60Hz, K=3/PE~380-400V 50-60Hz, L=3/PE~415V 50-60Hz, M=3/PE~440V 60Hz, P=1/N/PE~220-230V 50-60Hz, R=2/PE~220-240V 50-60Hz, U=1/N/PE~240V 50-60Hz, V=3/PE~240V 50-60Hz, W=1/N/PE~100-110V 50-60Hz

vsezip.ru

+7(812)987-08-81

23\_002\_e



vsezip.ru

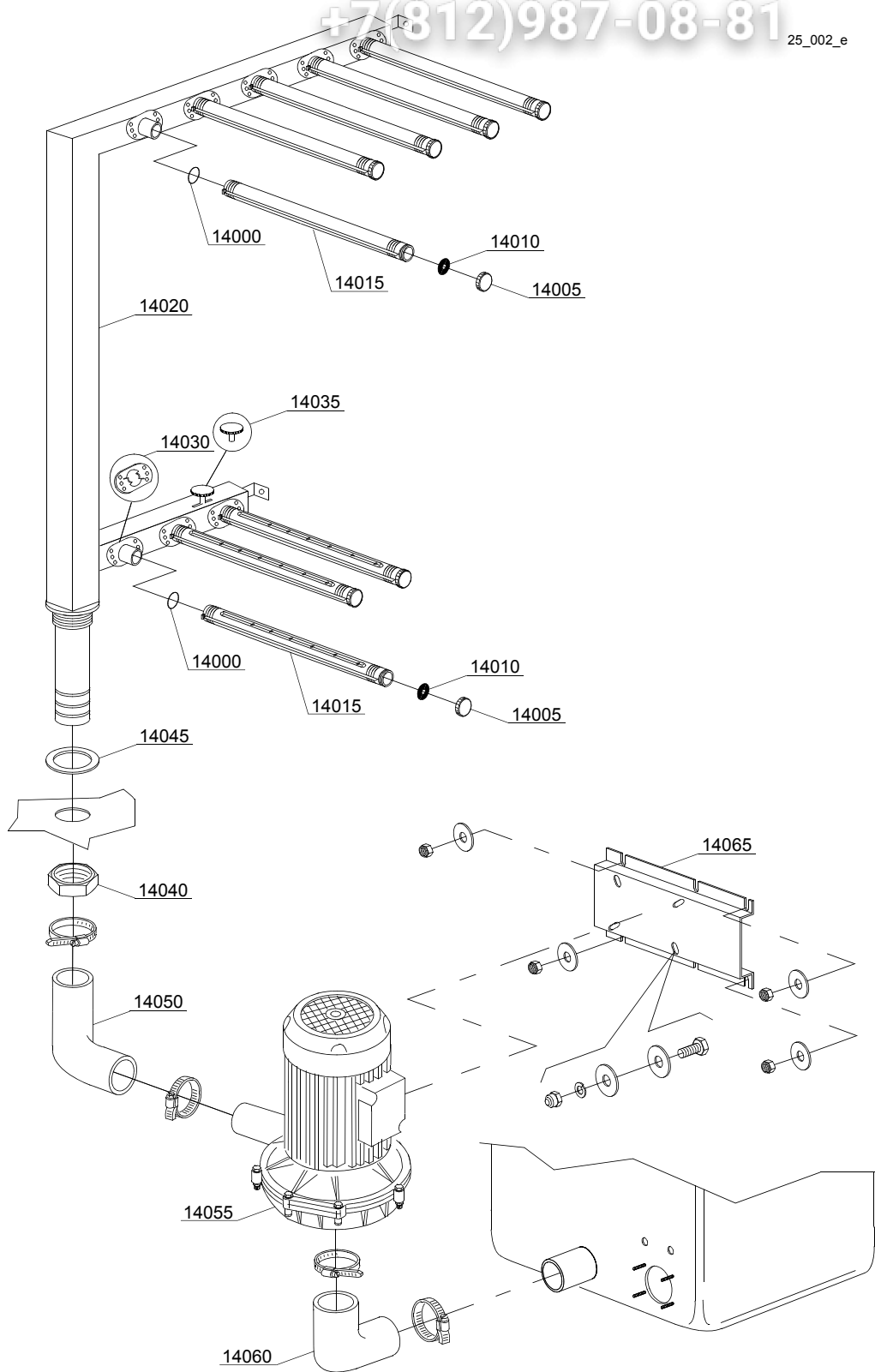
ID	P-code	SN from	SN to	Mod.	Acces	Volt	Description
<b>Module:Motorgear components module 1300</b>							
12700	3003012		-	em,uw			Conveyor roller
12705	2001046		-	em,uw			Key
12710	3003116		-	em,uw			Crank shaft
12715	13023		-	em,uw			O-ring 131 (4093)
12720	13024		-	em,uw			Oil splash guard DEM 40 TC 30x42x7 with spring
12725	3004131		-	em,uw			Coupling part serie
12730	13015		-	em,uw			O-ring 160 (6225)
12735	3004161		-	em,uw			Protection disk
12740	3009060		-	em,uw			Motorgear support
12745	3000212		-	em,uw			Gear right 1:60 (60Hz)
12745	3000211		-	em,uw			Gear left 1:80
12745	3000214		-	em,uw			Gear right 1:45 (60Hz)-[mod 240,300,310,320,330]
12745	3000215		-	em,uw			Gear left 1:45 (60-hz) - [mod 240,300,310,320,330]
12750	11165		-	em,uw			Screw
12755	3000107		-	em,uw			Conveyor motor - 6/8P 400V 50Hz - reduced
12755	3000108		-	em,uw			Conveyor motor - 6/8P 230V 50Hz - reduced
12755	3000110		-	em,uw			Conveyor motor - 6/8P 400/415V 50Hz [mod 240,300,310,320,330]
12755	3000109		-	em,uw			Conveyor motor - 6/8P 230V 50Hz [mod 240]

em=ELECTROMECHANICAL SWITCHES, uw=LOWER AND UPPER WASHER

23=23

sc9=STEAM CONDENSER - LC 91, csa=CONVEYOR SPEED ADJUSTING - LC 101, 972=90°MOTORIZED CHAIN CONVEYOR - LC 97/2, 973=180°MOTORIZED CHAIN CONVEYOR - LC 97/3, 974=DRYER WITH 90° MOTORIZED CHAIN CONVEYOR - LC 97/4, 975=DRYER WITH 180° MOTORIZED CHAIN CONVEYOR - LC 97/5, d9=DRYER - LC 90, d92=DRYER - LC 90/2, cw=ADDITIONAL BOILER FOR COLD WATER SUPPLY, dvgw=DVGW VALVE SYSTEM, szc9=SPLASH ZONE WITH CILINDER - LC 94, sz9=SPLASH ZONE - LC 93, ti=TANK INSULATION, ds=DOUBLE SKIN, bp=BOOSTER PUMP, sdn3=DISPENSER SYSTEM SDN-3, 98=ANGLE LOADING TABLE - LC 98

A=3/N/PE~380-400V 50-60Hz, D=3/PE~200-210V 50-60Hz, F=2/PE~220-240V 50-60Hz, G=3/N/PE~415V 50-60Hz, H=3/PE~220-230V 50-60Hz, K=3/PE~380-400V 50-60Hz, L=3/PE~415V 50-60Hz, M=3/PE~440V 60Hz, P=1/N/PE~220-230V 50-60Hz, R=2/PE~220-240V 50-60Hz, U=1/N/PE~240V 50-60Hz, V=3/PE~240V 50-60Hz, W=1/N/PE~100-110V 50-60Hz



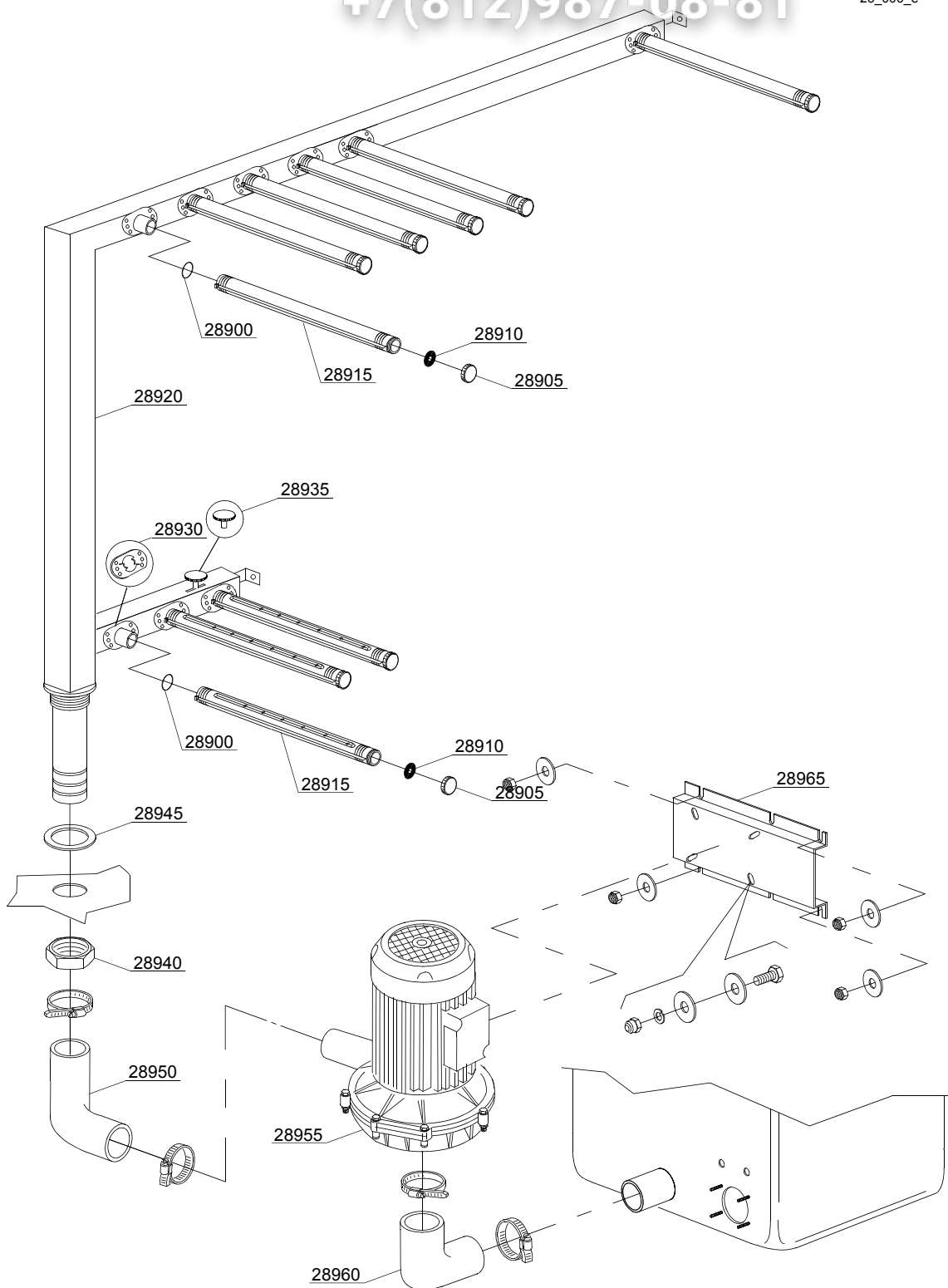
ID	P-code	SN from	SN to	Mod.	Acces.	Volt	Description
<b>Module: Washing components 5+3</b>							
14000	13028		-	em,uw			O-ring 3,6x30,8x38 R-23
14005	80304		-	em,uw			Arm plug
14010	80305		-	em,uw			Gasket
14015	3004147		-	em,uw			Wash arm
14020	3004142		-	em,uw			Right wash ramp
14020	3004143		-	em,uw			Left wash ramp
14030	3004148		-	em,uw			Arm connection flange
14035	3004146		-	em,uw			Water flow adjuster
14040	10600012		-	em,uw			Flat nut
14045	10200173/A		-	em,uw			Gasket 75x58x3
14050	3004025		-	em,uw			Elbow coupling press.
14055	88106		-	em,uw		A	Pump 2 kW
14055	88106/B		-	em,uw		H	Pump 2 kW - 220/380-415 V 60Hz
14055	88106/E		-	em,uw			Pump 2 kW - 240/415 V 50Hz
14060	3002020		-	em,uw			Suction elbow coupling
14065	3009148		-	em,uw			Pump support

em=ELECTROMECHANICAL SWITCHES, uw=LOWER AND UPPER WASHER

23=23

sc9=STEAM CONDENSER - LC 91, csa=CONVEYOR SPEED ADJUSTING - LC 101, 972=90°MOTORIZED CHAIN CONVEYOR - LC 97/2, 973=180°MOTORIZED CHAIN CONVEYOR - LC 97/3, 974=DRYER WITH 90° MOTORIZED CHAIN CONVEYOR - LC 97/4, 975=DRYER WITH 180° MOTORIZED CHAIN CONVEYOR - LC 97/5, d9=DRYER - LC 90, d92=DRYER - LC 90/2, cw=ADDITIONAL BOILER FOR COLD WATER SUPPLY, dvgw=DVGW VALVE SYSTEM, szc9=SPLASH ZONE WITH CILINDER - LC 94, sz9=SPLASH ZONE - LC 93, ti=TANK INSULATION, ds=DOUBLE SKIN, bp=BOOSTER PUMP, sdn3=DISPENSER SYSTEM SDN-3, 98=ANGLE LOADING TABLE - LC 98

A=3/N/PE~380-400V 50-60Hz, D=3/PE~200-210V 50-60Hz, F=2/PE~220-240V 50-60Hz, G=3/N/PE~415V 50-60Hz, H=3/PE~220-230V 50-60Hz, K=3/PE~380-400V 50-60Hz, L=3/PE~415V 50-60Hz, M=3/PE~440V 60Hz, P=1/N/PE~220-230V 50-60Hz, R=2/PE~220-240V 50-60Hz, U=1/N/PE~240V 50-60Hz, V=3/PE~240V 50-60Hz, W=1/N/PE~100-110V 50-60Hz



vsezip.ru

ID	P-code	SN from	SN to	Mod.	Acces.	Volt	Description
<b>Module: Washing components 6+3</b>							
28900	13028		-	em,uw			O-ring 3,6x30,8x38 R-23
28905	80304		-	em,uw			Arm plug
28910	80305		-	em,uw			Gasket
28915	3004147		-	em,uw			Wash arm
28920	3004176		-	em,uw			Right wash ramp [ mod 210,230,240]
28920	3004177		-	em,uw			Left wash ramp [ mod 210,230,240]
28930	3004148		-	em,uw			Arm connection flange
28935	3004146		-	em,uw			Water flow adjuster
28940	10600012		-	em,uw			Flat nut
28945	10200173/A		-	em,uw			Gasket 75x58x3
28950	3004025		-	em,uw			Elbow coupling press.
28955	88106		-	em,uw		A	Pump 2 kW
28955	88106/B		-	em,uw		H	Pump 2 kW - 220/380-415 V 60Hz
28955	88106/E		-	em,uw			Pump 2 kW - 240/415 V 50Hz
28960	3002020		-	em,uw			Suction elbow coupling
28965	3009148		-	em,uw			Pump support
28965	3009113		-	em,uw			Pump support

em=ELECTROMECHANICAL SWITCHES, uw=LOWER AND UPPER WASHER

23=23

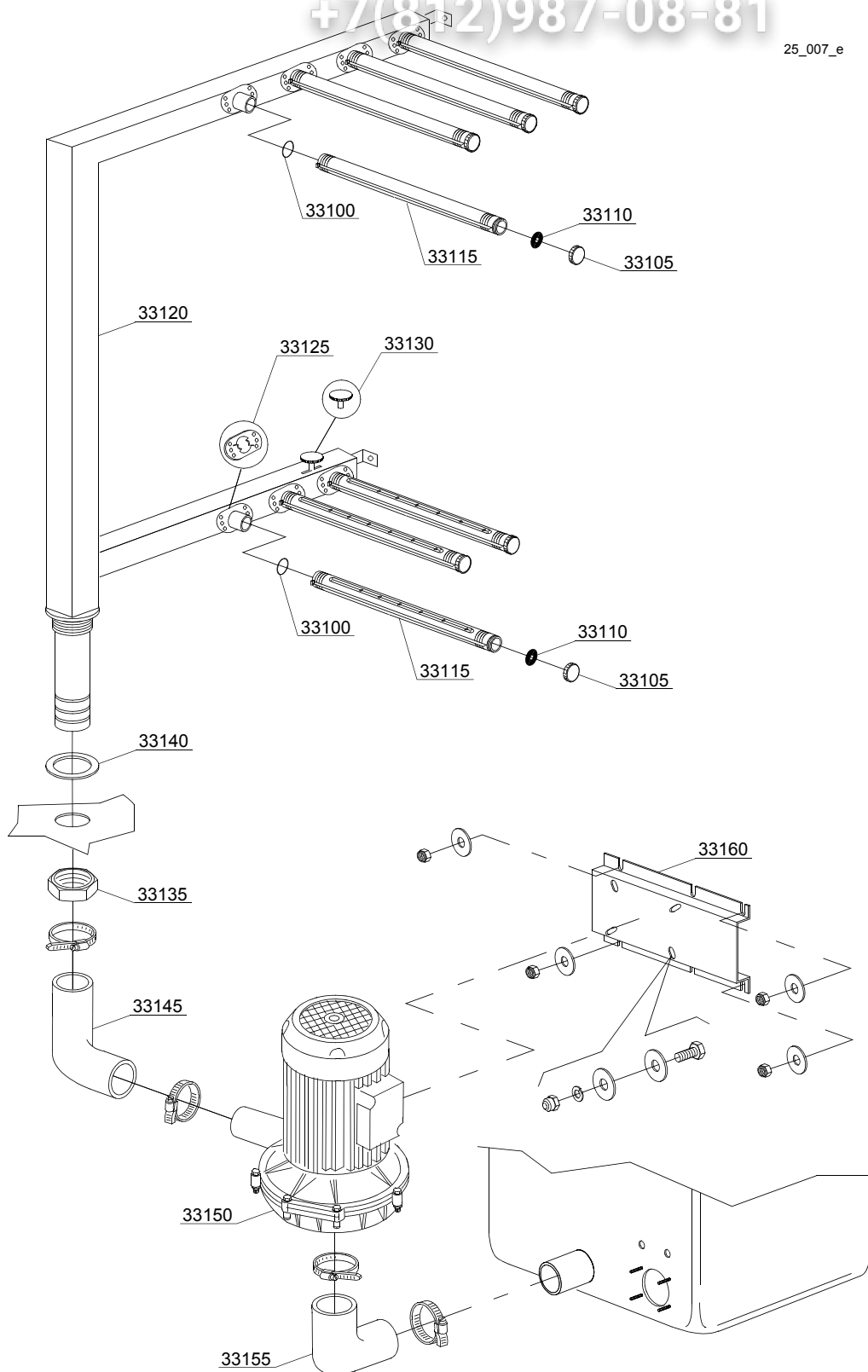
sc9=STEAM CONDENSER - LC 91, csa=CONVEYOR SPEED ADJUSTING - LC 101, 972=90°MOTORIZED CHAIN CONVEYOR - LC 97/2, 973=180°MOTORIZED CHAIN CONVEYOR - LC 97/3, 974=DRYER WITH 90° MOTORIZED CHAIN CONVEYOR - LC 97/4, 975=DRYER WITH 180° MOTORIZED CHAIN CONVEYOR - LC 97/5, d9=DRYER - LC 90, d92=DRYER - LC 90/2, cw=ADDITIONAL BOILER FOR COLD WATER SUPPLY, dvgw=DVGW VALVE SYSTEM, szc9=SPLASH ZONE WITH CILINDER - LC 94, sz9=SPLASH ZONE - LC 93, ti=TANK INSULATION, ds=DOUBLE SKIN, bp=BOOSTER PUMP, sdn3=DISPENSER SYSTEM SDN-3, 98=ANGLE LOADING TABLE - LC 98

A=3/N/PE~380-400V 50-60Hz, D=3/PE~200-210V 50-60Hz, F=2/PE~220-240V 50-60Hz, G=3/N/PE~415V 50-60Hz, H=3/PE~220-230V 50-60Hz, K=3/PE~380-400V 50-60Hz, L=3/PE~415V 50-60Hz, M=3/PE~440V 60Hz, P=1/N/PE~220-230V 50-60Hz, R=2/PE~220-240V 50-60Hz, U=1/N/PE~240V 50-60Hz, V=3/PE~240V 50-60Hz, W=1/N/PE~100-110V 50-60Hz

vsezip.ru

+7(812)987-08-81

25\_007\_e





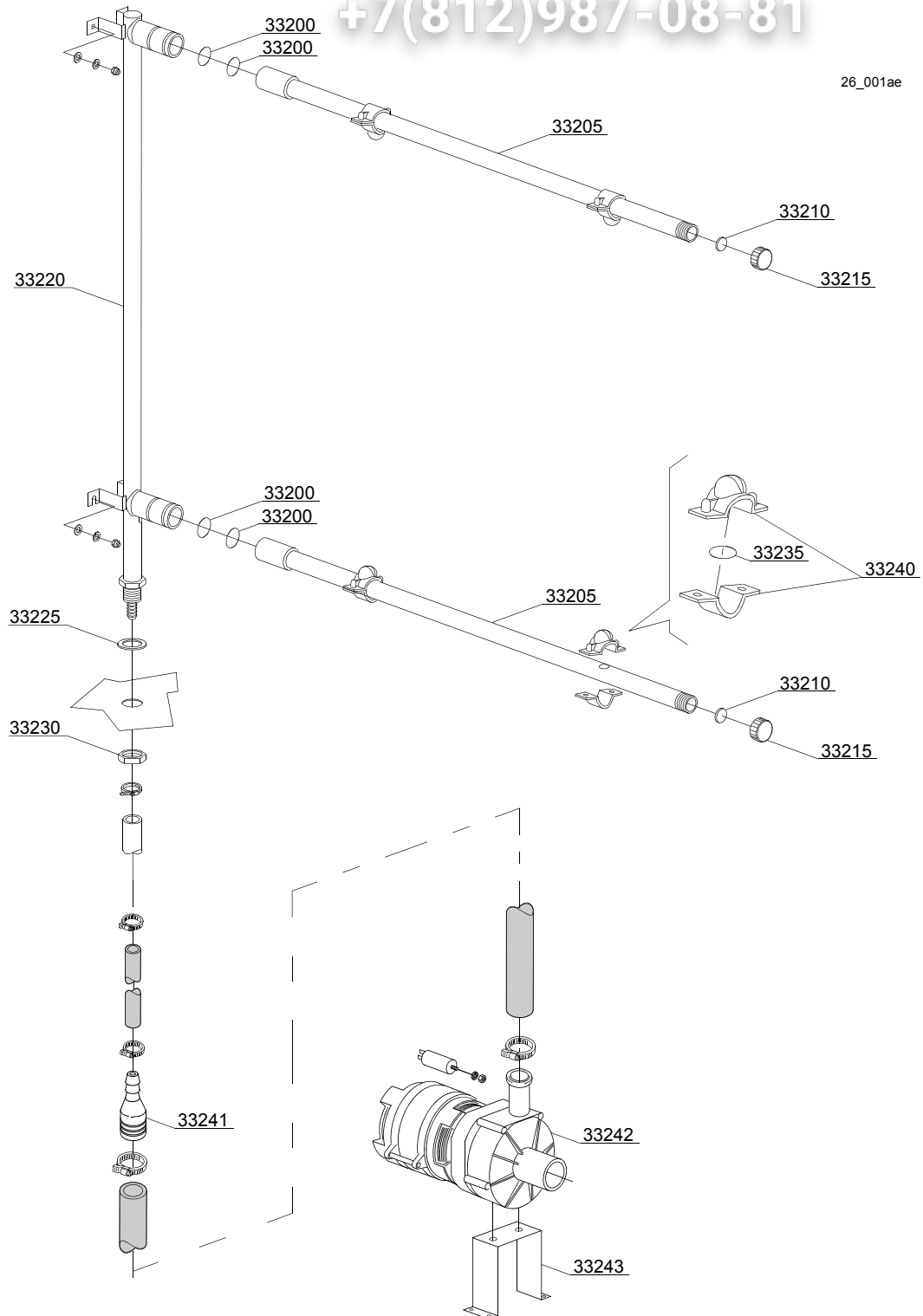
ID	P-code	SN from	SN to	Mod.	Acces.	Volt	Description
<b>Module: Washing components 4+3</b>							
33100	13028		-	em,uw			O-ring 3,6x30,8x38 R-23
33105	80304		-	em,uw			Arm plug
33110	80305		-	em,uw			Gasket
33115	3004147		-	em,uw			Wash arm
33120	3004174		-	em,uw			Right wash ramp [ mod 220,310,330,510 ]
33120	3004175		-	em,uw			Left wash ramp [ mod 220,310,330,510 ]
33125	3004148		-	em,uw			Arm connection flange
33130	3004146		-	em,uw			Water flow adjuster
33135	10600012		-	em,uw			Flat nut
33140	10200173/A		-	em,uw			Gasket 75x58x3
33145	3004025		-	em,uw			Elbow coupling press.
33150	22037		-	em,uw			Pump 1.5 kW
33150	22037/3		-	em,uw		A	Pump 1.5 kW - 60 Hz
33150	22043		-	em,uw			Inox pump 2.0 Hp 220/240/380/415V 50 Hz
33155	3002020		-	em,uw		H	Pump support
33160	3009148		-	em,uw			Suction elbow coupling

em=ELECTROMECHANICAL SWITCHES, uw=LOWER AND UPPER WASHER

23=23

sc9=STEAM CONDENSER - LC 91, csa=CONVEYOR SPEED ADJUSTING - LC 101, 972=90°MOTORIZED CHAIN CONVEYOR - LC 97/2, 973=180°MOTORIZED CHAIN CONVEYOR - LC 97/3, 974=DRYER WITH 90° MOTORIZED CHAIN CONVEYOR - LC 97/4, 975=DRYER WITH 180° MOTORIZED CHAIN CONVEYOR - LC 97/5, d9=DRYER - LC 90, d92=DRYER - LC 90/2, cw=ADDITIONAL BOILER FOR COLD WATER SUPPLY, dvgw=DVGW VALVE SYSTEM, szc9=SPLASH ZONE WITH CILINDER - LC 94, sz9=SPLASH ZONE - LC 93, ti=TANK INSULATION, ds=DOUBLE SKIN, bp=BOOSTER PUMP, sdn3=DISPENSER SYSTEM SDN-3, 98=ANGLE LOADING TABLE - LC 98

A=3/N/PE~380-400V 50-60Hz, D=3/PE~200-210V 50-60Hz, F=2/PE~220-240V 50-60Hz, G=3/N/PE~415V 50-60Hz, H=3/PE~220-230V 50-60Hz, K=3/PE~380-400V 50-60Hz, L=3/PE~415V 50-60Hz, M=3/PE~440V 60Hz, P=1/N/PE~220-230V 50-60Hz, R=2/PE~220-240V 50-60Hz, U=1/N/PE~240V 50-60Hz, V=3/PE~240V 50-60Hz, W=1/N/PE~100-110V 50-60Hz



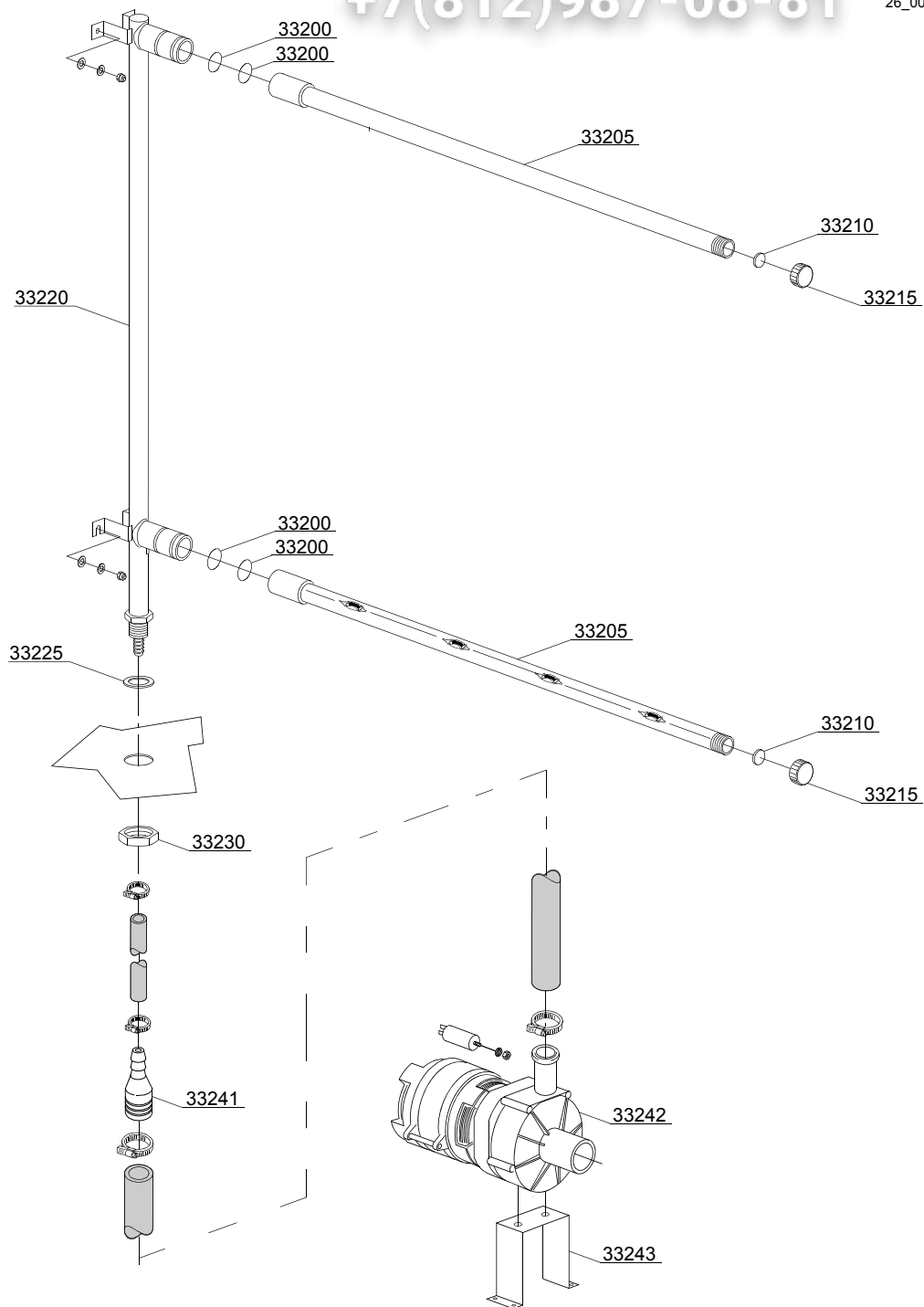
ID	P-code	SN from	SN to	Mod	Acces.	Volt	Description
<b>Module:Prerinsing components</b>							
33200	13025		-	em,uw			O-ring 2081
33205	3003903		-	em,uw			Prewashing arm 2 nozzle
33210	2002051		-	em,uw			Gasket EPDM 17.5x1.5
33215	2002054		-	em,uw			Plug for arm
33220	3003949		-	em,uw			Prerinsing ramp [ mod 220,240,310,330,510 ]
33225	13326		-	em,uw			Gasket 38x27x2
33230	2200103		-	em,uw			Nut
33235	13009		-	em,uw			O-ring 2050
33240	10746/A		-	em,uw			Nozzle pre-rinsing
33241	3003063		-	em,uw			Reducer
33242	10501/C		-	em,uw			Prerinsing pump 100W
33243	3000318		-	em,uw			Support pump (Module double rinsing)

em=ELECTROMECHANICAL SWITCHES, uw=LOWER AND UPPER WASHER

23=23

sc9=STEAM CONDENSER - LC 91, csa=CONVEYOR SPEED ADJUSTING - LC 101, 972=90°MOTORIZED CHAIN CONVEYOR - LC 97/2, 973=180°MOTORIZED CHAIN CONVEYOR - LC 97/3, 974=DRYER WITH 90° MOTORIZED CHAIN CONVEYOR - LC 97/4, 975=DRYER WITH 180° MOTORIZED CHAIN CONVEYOR - LC 97/5, d9=DRYER - LC 90, d92=DRYER - LC 90/2, cw=ADDITIONAL BOILER FOR COLD WATER SUPPLY, dvgw=DVGW VALVE SYSTEM, szc9=SPLASH ZONE WITH CILINDER - LC 94, sz9=SPLASH ZONE - LC 93, ti=TANK INSULATION, ds=DOUBLE SKIN, bp=BOOSTER PUMP, sdn3=DISPENSER SYSTEM SDN-3, 98=ANGLE LOADING TABLE - LC 98

A=3/N/PE~380-400V 50-60Hz, D=3/PE~200-210V 50-60Hz, F=2/PE~220-240V 50-60Hz, G=3/N/PE~415V 50-60Hz, H=3/PE~220-230V 50-60Hz, K=3/PE~380-400V 50-60Hz, L=3/PE~415V 50-60Hz, M=3/PE~440V 60Hz, P=1/N/PE~220-230V 50-60Hz, R=2/PE~220-240V 50-60Hz, U=1/N/PE~240V 50-60Hz, V=3/PE~240V 50-60Hz, W=1/N/PE~100-110V 50-60Hz



ID	P-code	SN from	SN to	Mod	Acces	Volt	Description
<b>Module:Prerinsing components</b>							
33200	13025		-	em,uw			O-ring 2081
33205	3020102		-	em,uw			Prewashing arm 4 nozzle
33210	2002051		-	em,uw			Gasket EPDM 17.5x1.5
33215	2002054		-	em,uw			Plug for arm
33220	3003949		-	em,uw			Prerinsing ramp [ mod 220,240,310,330,510 ]
33225	13326		-	em,uw			Gasket 38x27x2
33230	2200103		-	em,uw			Nut
33241	3003063		-	em,uw			Reducer
33242	10501/C		-	em,uw			Prerinsing pump 100W
33243	3000318		-	em,uw			Support pump (Module double rinsing)

em=ELECTROMECHANICAL SWITCHES, uw=LOWER AND UPPER WASHER

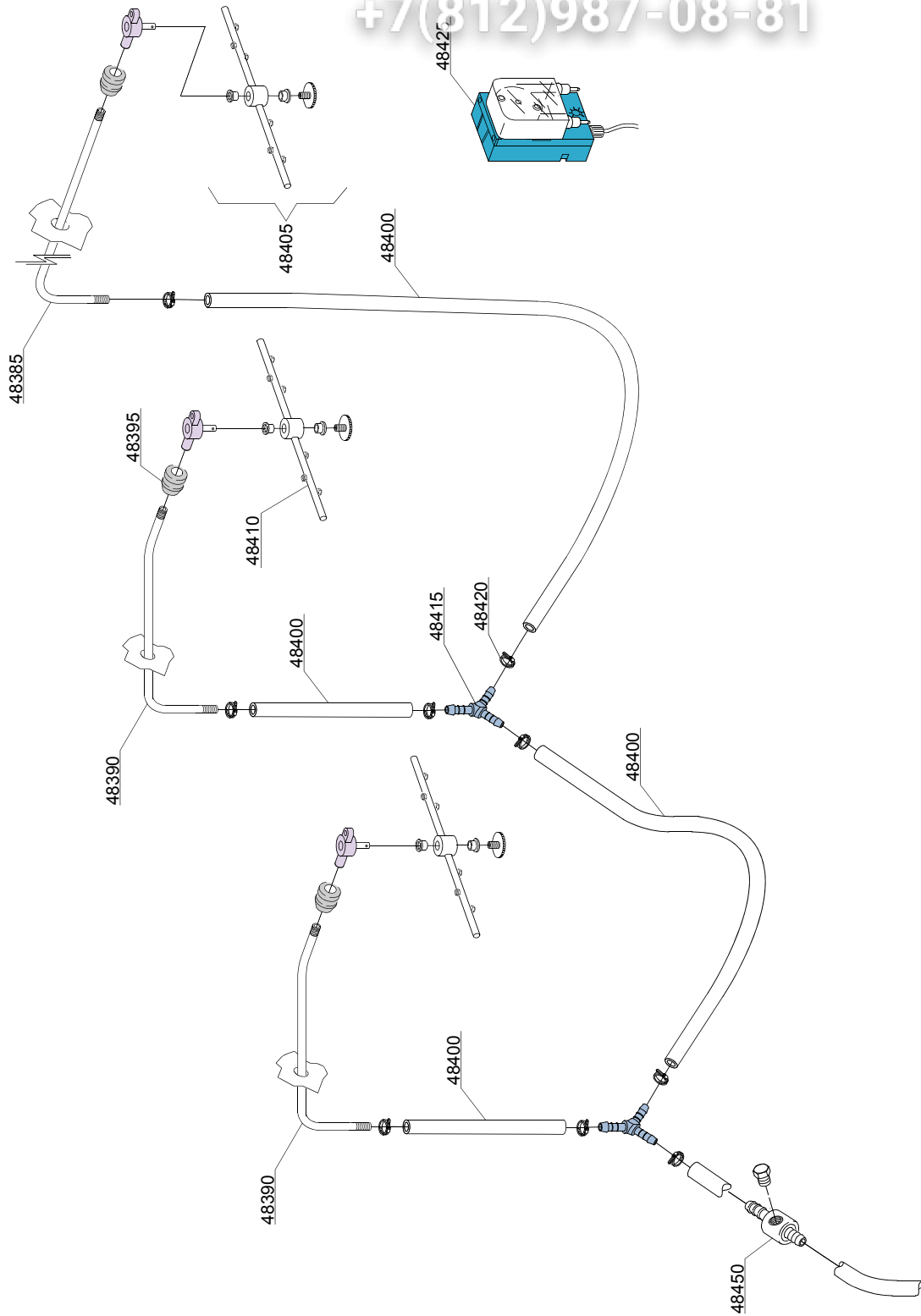
23=23

sc9=STEAM CONDENSER - LC 91, csa=CONVEYOR SPEED ADJUSTING - LC 101, 972=90°MOTORIZED CHAIN CONVEYOR - LC 97/2, 973=180°MOTORIZED CHAIN CONVEYOR - LC 97/3, 974=DRYER WITH 90° MOTORIZED CHAIN CONVEYOR - LC 97/4, 975=DRYER WITH 180° MOTORIZED CHAIN CONVEYOR - LC 97/5, d9=DRYER - LC 90, d92=DRYER - LC 90/2, cw=ADDITIONAL BOILER FOR COLD WATER SUPPLY, dvgw=DVGW VALVE SYSTEM, szc9=SPLASH ZONE WITH CILINDER - LC 94, sz9=SPLASH ZONE - LC 93, ti=TANK INSULATION, ds=DOUBLE SKIN, bp=BOOSTER PUMP, sdn3=DISPENSER SYSTEM SDN-3, 98=ANGLE LOADING TABLE - LC 98

A=3/N/PE~380-400V 50-60Hz, D=3/PE~200-210V 50-60Hz, F=2/PE~220-240V 50-60Hz, G=3/N/PE~415V 50-60Hz, H=3/PE~220-230V 50-60Hz, K=3/PE~380-400V 50-60Hz, L=3/PE~415V 50-60Hz, M=3/PE~440V 60Hz, P=1/N/PE~220-230V 50-60Hz, R=2/PE~220-240V 50-60Hz, U=1/N/PE~240V 50-60Hz, V=3/PE~240V 50-60Hz, W=1/N/PE~100-110V 50-60Hz

vsezip.ru

+7(812)987-08-81



26\_002xe

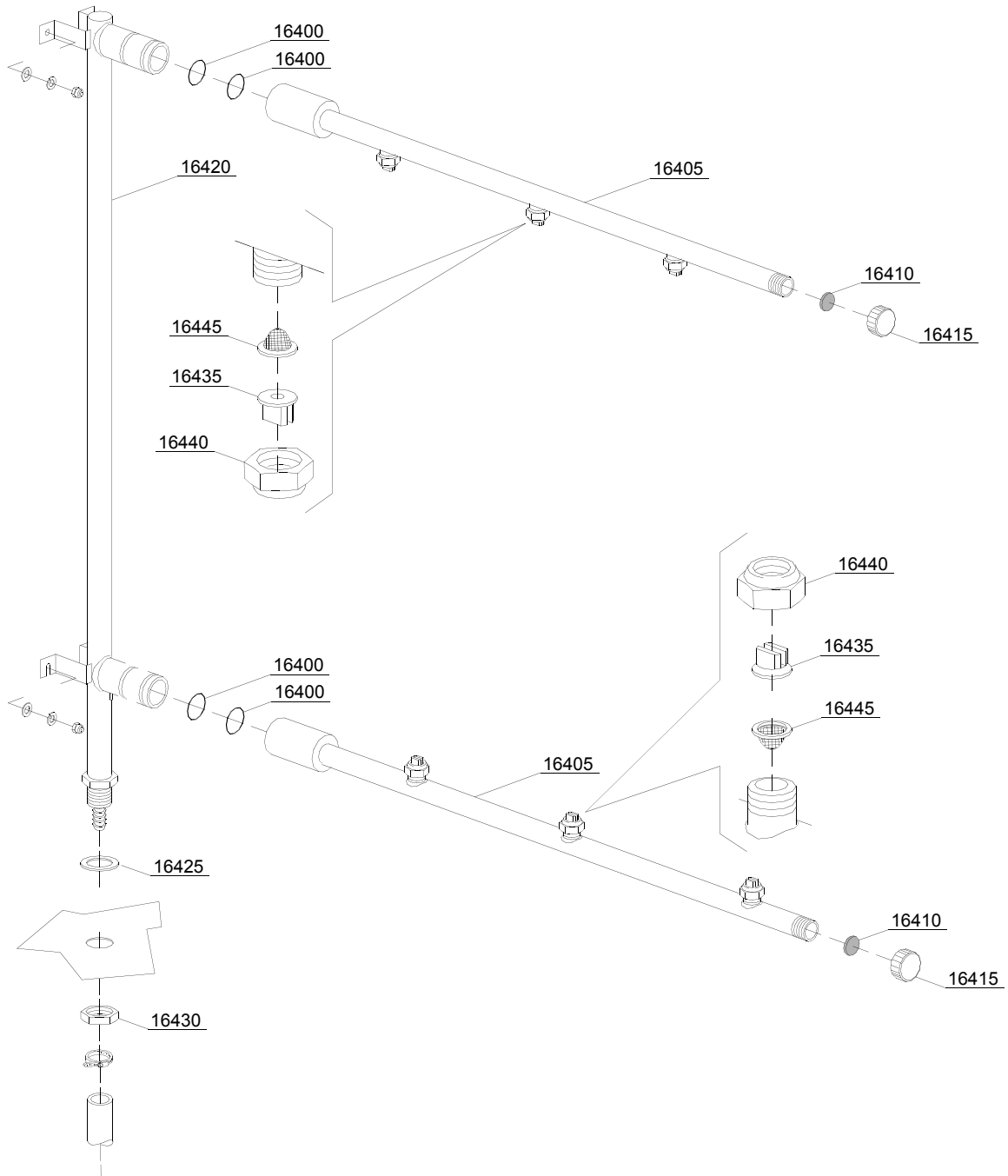
ID	P-code	SN from	SN to	Mod.	Acces.	Volt	Description
<b>Module: System components sanitization</b>							
48385	391065		-	em,uw			Rinse sanitization
48390	392045		-	em,uw			Rinse sanitization DX
48390	392046		-	em,uw			Rinse sanitization SX
48395	13304		-	em,uw			Pipe pas O-ring
48400	14506		-	em,uw			EPDM Ø10x17 rubber pipe
48405	75918		-	em,uw			Rotor sanitization group
48410	391066		-	em,uw			Sanitization rotor
48415	540090		-	em,uw			Ø 10 Plastic 3 ways connection
48420	11800		-	em,uw			8/16 Clamp
48425	391067		-	em,uw			Dosing sanitization system 220/50 3L/H
48450	3003906		-	em,uw			Sanitization connection

em=ELECTROMECHANICAL SWITCHES, uw=LOWER AND UPPER WASHER

23=23

sc9=STEAM CONDENSER - LC 91, csa=CONVEYOR SPEED ADJUSTING - LC 101, 972=90°MOTORIZED CHAIN CONVEYOR - LC 97/2, 973=180°MOTORIZED CHAIN CONVEYOR - LC 97/3, 974=DRYER WITH 90° MOTORIZED CHAIN CONVEYOR - LC 97/4, 975=DRYER WITH 180° MOTORIZED CHAIN CONVEYOR - LC 97/5, d9=DRYER - LC 90, d92=DRYER - LC 90/2, cw=ADDITIONAL BOILER FOR COLD WATER SUPPLY, dvgw=DVGW VALVE SYSTEM, szc9=SPLASH ZONE WITH CILINDER - LC 94, sz9=SPLASH ZONE - LC 93, ti=TANK INSULATION, ds=DOUBLE SKIN, bp=BOOSTER PUMP, sdn3=DISPENSER SYSTEM SDN-3, 98=ANGLE LOADING TABLE - LC 98

A=3/N/PE~380-400V 50-60Hz, D=3/PE~200-210V 50-60Hz, F=2/PE~220-240V 50-60Hz, G=3/N/PE~415V 50-60Hz, H=3/PE~220-230V 50-60Hz, K=3/PE~380-400V 50-60Hz, L=3/PE~415V 50-60Hz, M=3/PE~440V 60Hz, P=1/N/PE~220-230V 50-60Hz, R=2/PE~220-240V 50-60Hz, U=1/N/PE~240V 50-60Hz, V=3/PE~240V 50-60Hz, W=1/N/PE~100-110V 50-60Hz





vsezip.ru

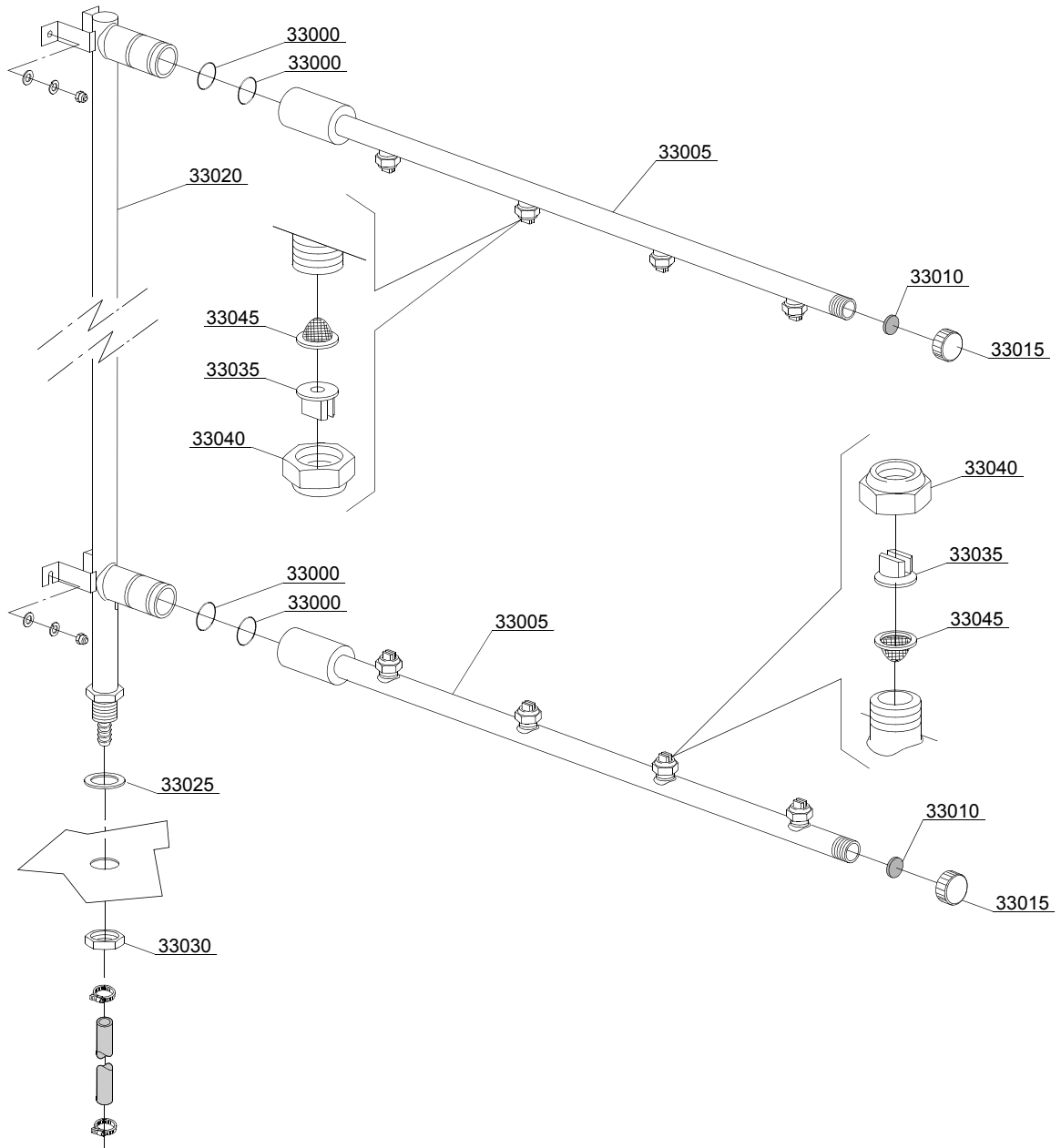
ID	P-code	SN from	SN to	Mod	Acces.	Volt	Description
<b>Module:Rinsing components</b>							
16400	13025		-	em,uw			O-ring 2081
16405	3003902		-	em,uw			Rinsing arm 3 nozzle
16410	2002051		-	em,uw			Gasket EPDM 17.5x1.5
16415	2002054		-	em,uw			Plug for arm
16420	3003954		-	em,uw			Rinsing ramp
16425	13326		-	em,uw			Gasket 38x27x2
16430	2200103		-	em,uw			Nut
16435	2200114		-	em,uw			Nozzle
16440	2200116		-	em,uw			Nut
16445	2200117		-	em,uw			Filter

em=ELECTROMECHANICAL SWITCHES, uw=LOWER AND UPPER WASHER

23=23

sc9=STEAM CONDENSER - LC 91, csa=CONVEYOR SPEED ADJUSTING - LC 101, 972=90°MOTORIZED CHAIN CONVEYOR - LC 97/2, 973=180°MOTORIZED CHAIN CONVEYOR - LC 97/3, 974=DRYER WITH 90° MOTORIZED CHAIN CONVEYOR - LC 97/4, 975=DRYER WITH 180° MOTORIZED CHAIN CONVEYOR - LC 97/5, d9=DRYER - LC 90, d92=DRYER - LC 90/2, cw=ADDITIONAL BOILER FOR COLD WATER SUPPLY, dvgw=DVGW VALVE SYSTEM, szc9=SPLASH ZONE WITH CILINDER - LC 94, sz9=SPLASH ZONE - LC 93, ti=TANK INSULATION, ds=DOUBLE SKIN, bp=BOOSTER PUMP, sdn3=DISPENSER SYSTEM SDN-3, 98=ANGLE LOADING TABLE - LC 98

A=3/N/PE~380-400V 50-60Hz, D=3/PE~200-210V 50-60Hz, F=2/PE~220-240V 50-60Hz, G=3/N/PE~415V 50-60Hz, H=3/PE~220-230V 50-60Hz, K=3/PE~380-400V 50-60Hz, L=3/PE~415V 50-60Hz, M=3/PE~440V 60Hz, P=1/N/PE~220-230V 50-60Hz, R=2/PE~220-240V 50-60Hz, U=1/N/PE~240V 50-60Hz, V=3/PE~240V 50-60Hz, W=1/N/PE~100-110V 50-60Hz



vsezip.ru

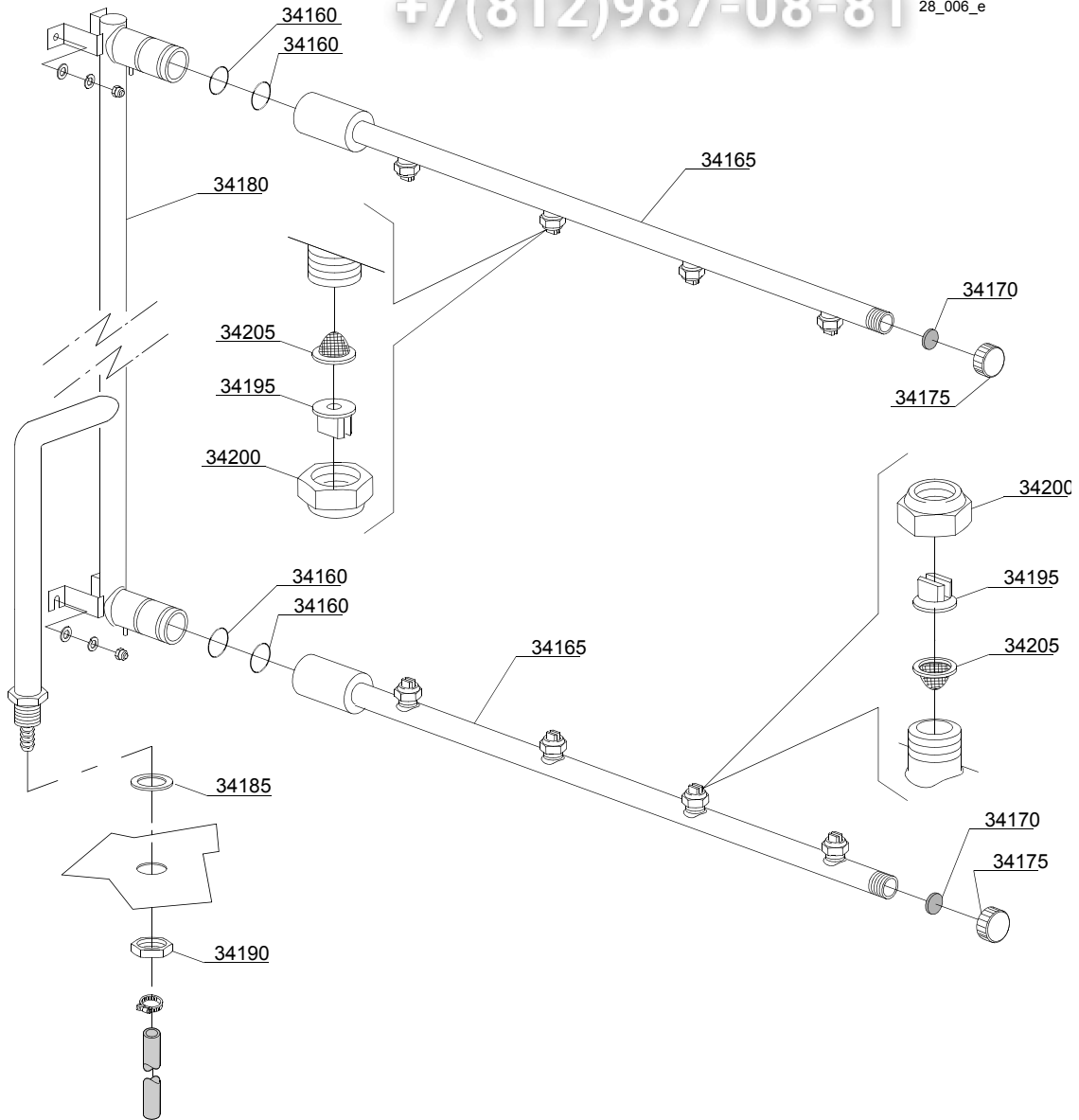
ID	P-code	SN from	SN to	Mod	Acces	Volt	Description
<b>Module:Rinsing components</b>							
33000	13025		-	em,uw			O-ring 2081
33005	3003080		-	em,uw			Rinsing arm 4 nozzle
33010	2002051		-	em,uw			Gasket EPDM 17.5x1.5
33015	2002054		-	em,uw			Plug for arm
33020	3003954		-	em,uw			Rinsing ramp [ mod 220,240,310,330,510 ]
33025	13326		-	em,uw			Gasket 38x27x2
33030	2200103		-	em,uw			Nut
33035	2200114		-	em,uw			Nozzle
33040	2200116		-	em,uw			Nut
33045	2200117		-	em,uw			Filter

em=ELECTROMECHANICAL SWITCHES, uw=LOWER AND UPPER WASHER

23=23

sc9=STEAM CONDENSER - LC 91, csa=CONVEYOR SPEED ADJUSTING - LC 101, 972=90°MOTORIZED CHAIN CONVEYOR - LC 97/2, 973=180°MOTORIZED CHAIN CONVEYOR - LC 97/3, 974=DRYER WITH 90° MOTORIZED CHAIN CONVEYOR - LC 97/4, 975=DRYER WITH 180° MOTORIZED CHAIN CONVEYOR - LC 97/5, d9=DRYER - LC 90, d92=DRYER - LC 90/2, cw=ADDITIONAL BOILER FOR COLD WATER SUPPLY, dvgw=DVGW VALVE SYSTEM, szc9=SPLASH ZONE WITH CILINDER - LC 94, sz9=SPLASH ZONE - LC 93, ti=TANK INSULATION, ds=DOUBLE SKIN, bp=BOOSTER PUMP, sdn3=DISPENSER SYSTEM SDN-3, 98=ANGLE LOADING TABLE - LC 98

A=3/N/PE~380-400V 50-60Hz, D=3/PE~200-210V 50-60Hz, F=2/PE~220-240V 50-60Hz, G=3/N/PE~415V 50-60Hz, H=3/PE~220-230V 50-60Hz, K=3/PE~380-400V 50-60Hz, L=3/PE~415V 50-60Hz, M=3/PE~440V 60Hz, P=1/N/PE~220-230V 50-60Hz, R=2/PE~220-240V 50-60Hz, U=1/N/PE~240V 50-60Hz, V=3/PE~240V 50-60Hz, W=1/N/PE~100-110V 50-60Hz



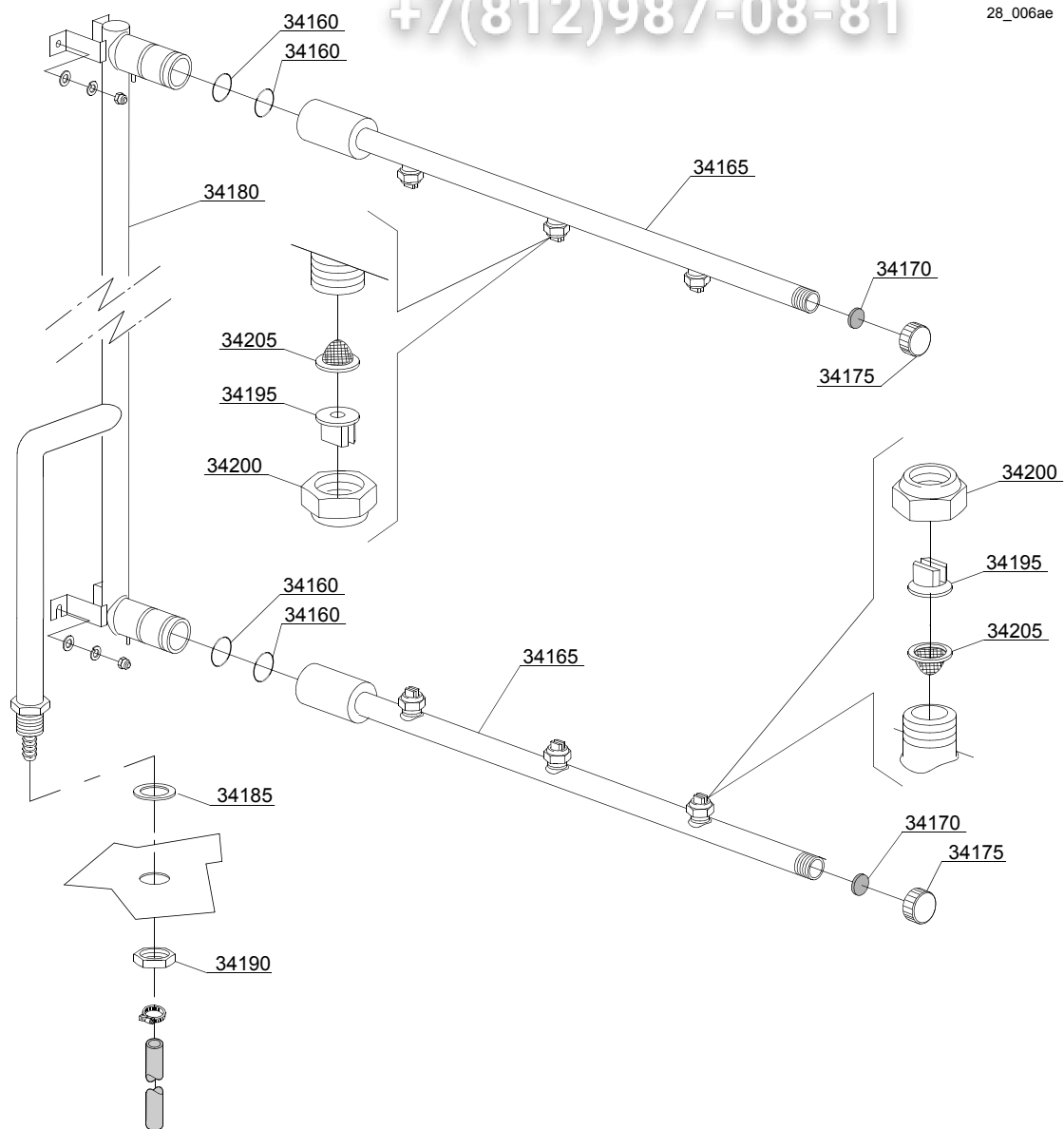
ID	P-code	SN from	SN to	Mod	Acces.	Volt	Description
<b>Module:Rinsing components</b>							
34160	13025		-	em,uw			O-ring 2081
34165	3003080		-	em,uw			Rinsing arm 4 nozzle
34170	2002051		-	em,uw			Gasket EPDM 17.5x1.5
34175	2002054		-	em,uw			Plug for arm
34180	3003962/A		-	em,uw			Rinsing ramp
34185	13326		-	em,uw			Gasket 38x27x2
34190	2200103		-	em,uw			3/4 Esa.32x8 Nut
34195	2200118		-	em,uw			Inox nozzle TC1-04/50°
34200	2200116		-	em,uw			Nut
34205	2200117		-	em,uw			Filter

em=ELECTROMECHANICAL SWITCHES, uw=LOWER AND UPPER WASHER

23=23

sc9=STEAM CONDENSER - LC 91, csa=CONVEYOR SPEED ADJUSTING - LC 101, 972=90°MOTORIZED CHAIN CONVEYOR - LC 97/2, 973=180°MOTORIZED CHAIN CONVEYOR - LC 97/3, 974=DRYER WITH 90° MOTORIZED CHAIN CONVEYOR - LC 97/4, 975=DRYER WITH 180° MOTORIZED CHAIN CONVEYOR - LC 97/5, d9=DRYER - LC 90, d92=DRYER - LC 90/2, cw=ADDITIONAL BOILER FOR COLD WATER SUPPLY, dvgw=DVGW VALVE SYSTEM, szc9=SPLASH ZONE WITH CILINDER - LC 94, sz9=SPLASH ZONE - LC 93, ti=TANK INSULATION, ds=DOUBLE SKIN, bp=BOOSTER PUMP, sdn3=DISPENSER SYSTEM SDN-3, 98=ANGLE LOADING TABLE - LC 98

A=3/N/PE~380-400V 50-60Hz, D=3/PE~200-210V 50-60Hz, F=2/PE~220-240V 50-60Hz, G=3/N/PE~415V 50-60Hz, H=3/PE~220-230V 50-60Hz, K=3/PE~380-400V 50-60Hz, L=3/PE~415V 50-60Hz, M=3/PE~440V 60Hz, P=1/N/PE~220-230V 50-60Hz, R=2/PE~220-240V 50-60Hz, U=1/N/PE~240V 50-60Hz, V=3/PE~240V 50-60Hz, W=1/N/PE~100-110V 50-60Hz



ID	P-code	SN from	SN to	Mod	Acces.	Volt	Description
<b>Module:Rinsing components</b>							
34160	13025		-	em,uw			O-ring 2081
34165	3003902		-	em,uw			Rinsing arm 3 nozzle
34170	2002051		-	em,uw			Gasket EPDM 17.5x1.5
34175	2002054		-	em,uw			Plug for arm
34180	3003962		-	em,uw			Rinsing ramp
34185	13326		-	em,uw			Gasket 38x27x2
34190	2200103		-	em,uw			3/4 Esa.32x8 Nut
34195	2200118		-	em,uw			Inox nozzle TC1-04/50°
34200	2200116		-	em,uw			Nut
34205	2200117		-	em,uw			Filter

em=ELECTROMECHANICAL SWITCHES, uw=LOWER AND UPPER WASHER

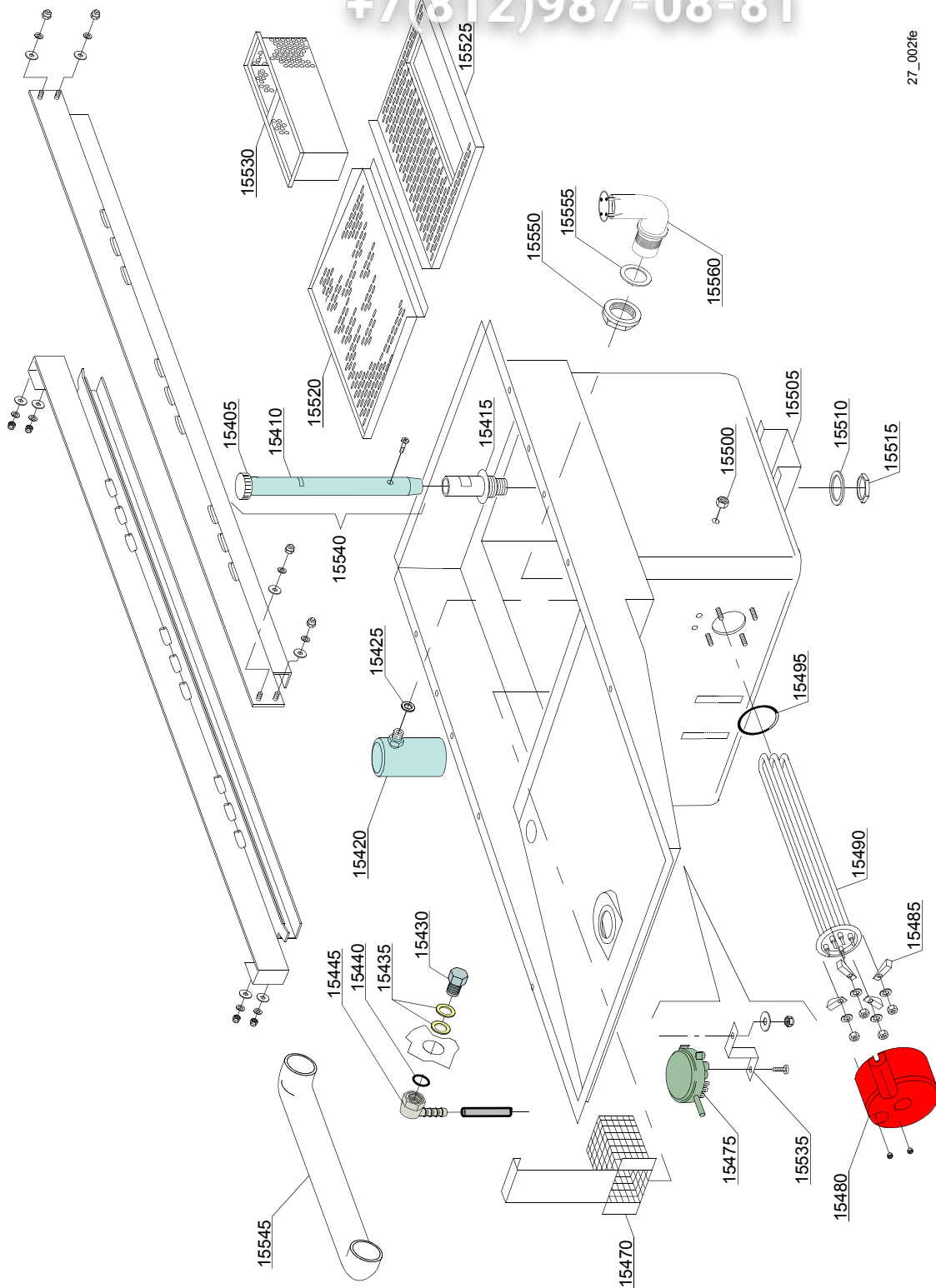
23=23

sc9=STEAM CONDENSER - LC 91, csa=CONVEYOR SPEED ADJUSTING - LC 101, 972=90°MOTORIZED CHAIN CONVEYOR - LC 97/2, 973=180°MOTORIZED CHAIN CONVEYOR - LC 97/3, 974=DRYER WITH 90° MOTORIZED CHAIN CONVEYOR - LC 97/4, 975=DRYER WITH 180° MOTORIZED CHAIN CONVEYOR - LC 97/5, d9=DRYER - LC 90, d92=DRYER - LC 90/2, cw=ADDITIONAL BOILER FOR COLD WATER SUPPLY, dvgw=DVGW VALVE SYSTEM, szc9=SPLASH ZONE WITH CILINDER - LC 94, sz9=SPLASH ZONE - LC 93, ti=TANK INSULATION, ds=DOUBLE SKIN, bp=BOOSTER PUMP, sdn3=DISPENSER SYSTEM SDN-3, 98=ANGLE LOADING TABLE - LC 98

A=3/N/PE~380-400V 50-60Hz, D=3/PE~200-210V 50-60Hz, F=2/PE~220-240V 50-60Hz, G=3/N/PE~415V 50-60Hz, H=3/PE~220-230V 50-60Hz, K=3/PE~380-400V 50-60Hz, L=3/PE~415V 50-60Hz, M=3/PE~440V 60Hz, P=1/N/PE~220-230V 50-60Hz, R=2/PE~220-240V 50-60Hz, U=1/N/PE~240V 50-60Hz, V=3/PE~240V 50-60Hz, W=1/N/PE~100-110V 50-60Hz

vsezip.ru

+7(812)987-08-81



27\_002fe



ID	P-code	SN from	SN to	Mod.	Acces.	Volt	Description
<b>Module: Internal components washing module 1300</b>							
15405	88105		-	em,uw			Overflow pipe plug
15410	3004094			em,uw			Overflow pipe
15410	2000477		-	em,uw			Overflow pipe
15415	3004099		-	em,uw			Overflow device support
15420	80106		-	em,uw			Air trap
15425	13301		-	em,uw			Gasket ROLMART 14x8x1.5
15430	3003128		-	em,uw			Rubber holder elbow G 3/8"
15435	10200171		-	em,uw			OR gasket 123 NBR
15440	3003130		-	em,uw			FASIT gasket 25x17x2
15445	3003129		-	em,uw			Rubber holder elbow G 3/8"
15470	3019071		-	em,uw			Pump suction-filter
15475	88110		-	em,uw			Pressure switch (260-30)
15480	75311		-	em,uw			Heating element cover
15485	16045		-	em,uw			Heating element support Ø6.3
15490	30001011		-	em,uw		A	Heating element 9kW
15490	30001011/A		-	em,uw		A	Heating element 12kW
15490	30001011/B		-	em,uw		A	Heating element 14kW
15495	13015		-	em,uw			O-ring 160 (6225)
15500	11702		-	em,uw			Nut
15505	3009299		-	em,uw			Tank support
15510	10200173		-	em,uw			Gasket 75x58x3
15515	10600012		-	em,uw			Flat nut
15520	3009567		-	em,uw			Strainer plate, back
15525	3019074		-	em,uw			Strainer plate front
15530	3019065		-	em,uw			Scrap tray
15535	3009363		-	em,uw			Pressure switch support
15540	3004101			em,uw			Overflow pipe assembly

em=ELECTROMECHANICAL SWITCHES, uw=LOWER AND UPPER WASHER

23=23

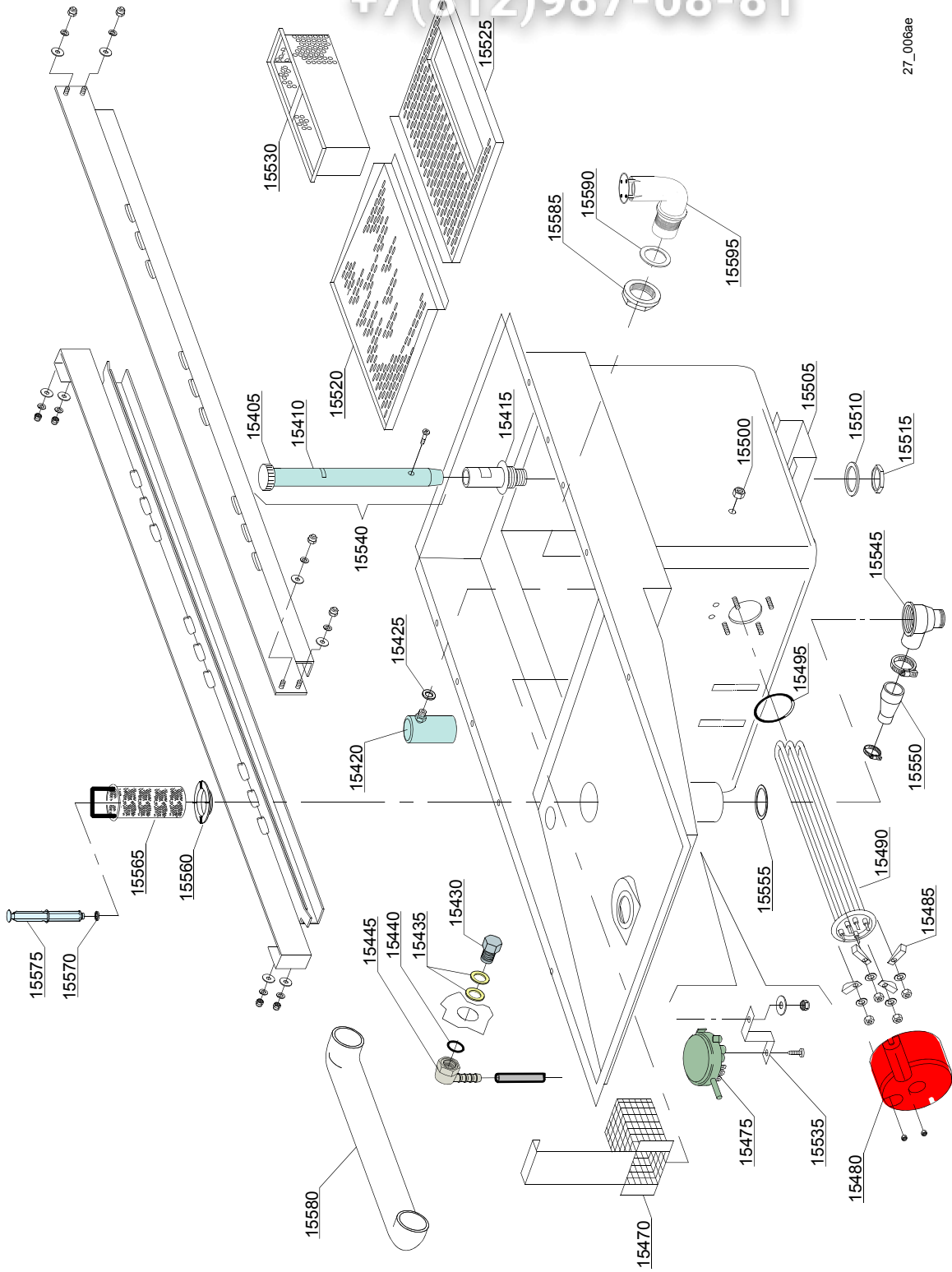
sc9=STEAM CONDENSER - LC 91, csa=CONVEYOR SPEED ADJUSTING - LC 101, 972=90°MOTORIZED CHAIN CONVEYOR - LC 97/2, 973=180°MOTORIZED CHAIN CONVEYOR - LC 97/3, 974=DRYER WITH 90° MOTORIZED CHAIN CONVEYOR - LC 97/4, 975=DRYER WITH 180° MOTORIZED CHAIN CONVEYOR - LC 97/5, d9=DRYER - LC 90, d92=DRYER - LC 90/2, cw=ADDITIONAL BOILER FOR COLD WATER SUPPLY, dvgw=DVGW VALVE SYSTEM, szc9=SPLASH ZONE WITH CILINDER - LC 94, sz9=SPLASH ZONE - LC 93, ti=TANK INSULATION, ds=DOUBLE SKIN, bp=BOOSTER PUMP, sdn3=DISPENSER SYSTEM SDN-3, 98=ANGLE LOADING TABLE - LC 98

A=3/N/PE~380-400V 50-60Hz, D=3/PE~200-210V 50-60Hz, F=2/PE~220-240V 50-60Hz, G=3/N/PE~415V 50-60Hz, H=3/PE~220-230V 50-60Hz, K=3/PE~380-400V 50-60Hz, L=3/PE~415V 50-60Hz, M=3/PE~440V 60Hz, P=1/N/PE~220-230V 50-60Hz, R=2/PE~220-240V 50-60Hz, U=1/N/PE~240V 50-60Hz, V=3/PE~240V 50-60Hz, W=1/N/PE~100-110V 50-60Hz

vsezip.ru

+7(812)987-08-81

27\_008ae



ID	P-code	SN from	SN to	Mod.	Acces.	Volt	Description
<b>Module: Internal components washing module 1300</b>							
15405	88105		-	em,uw			Overflow pipe plug
15410	3004094		-	em,uw			Overflow pipe
15410	2000477		-	em,uw			Overflow pipe
15410	3004094		-	em,uw			Overflow pipe
15410	3004094		-	em,uw			Overflow pipe
15415	3004099		-	em,uw			Overflow device support
15420	80106		-	em,uw			Air trap
15425	13301		-	em,uw			Gasket ROLMART 14x8x1.5
15430	3003128		-	em,uw			Rubber holder elbow G 3/8"
15435	10200171		-	em,uw			OR gasket 123 NBR
15440	3003130		-	em,uw			FASIT gasket 25x17x2
15445	3003129		-	em,uw			Rubber holder elbow G 3/8"
15470	3019071		-	em,uw			Pump suction-filter
15475	88110		-	em,uw			Pressure switch (260-30)
15480	75311		-	em,uw			Heating element cover
15485	16045		-	em,uw			Heating element support Ø6.3
15490	30001011		-	em,uw		A	Heating element 9kW
15490	30001011/A		-	em,uw		A	Heating element 12kW
15490	30001011/B		-	em,uw		A	Heating element 14kW
15495	13015		-	em,uw			O-ring 160 (6225)
15500	11702		-	em,uw			Nut
15505	3009299		-	em,uw			Tank support
15510	10200173		-	em,uw			Gasket 75x58x3
15515	10600012		-	em,uw			Flat nut
15520	3009567		-	em,uw			Strainer plate, back
15525	3019074		-	em,uw			Strainer plate front
15530	3019065		-	em,uw			Scrap tray
15535	3009363		-	em,uw			Pressure switch support

em=ELECTROMECHANICAL SWITCHES, uw=LOWER AND UPPER WASHER

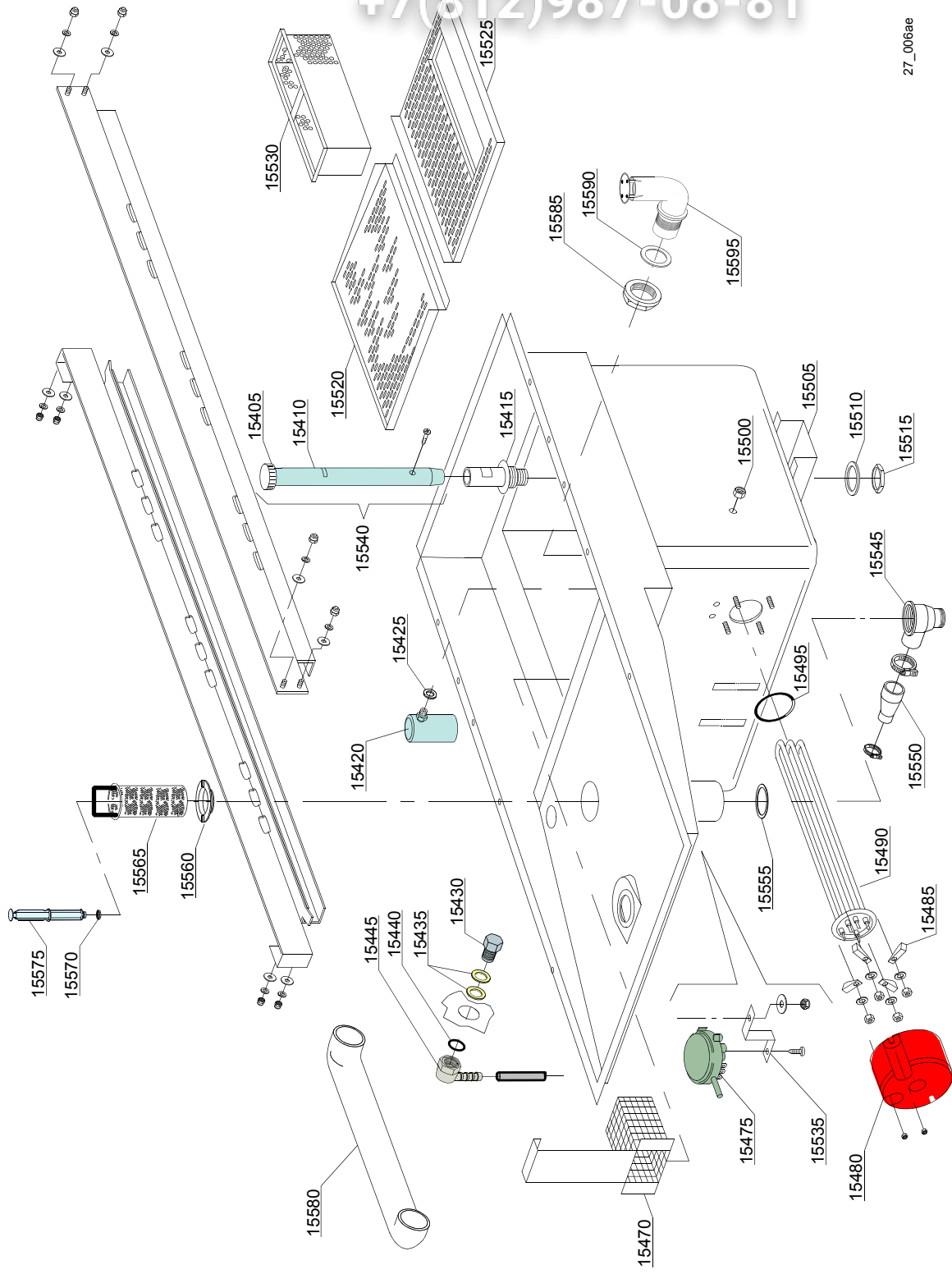
23=23

sc9=STEAM CONDENSER - LC 91, csa=CONVEYOR SPEED ADJUSTING - LC 101, 972=90°MOTORIZED CHAIN CONVEYOR - LC 97/2, 973=180°MOTORIZED CHAIN CONVEYOR - LC 97/3, 974=DRYER WITH 90° MOTORIZED CHAIN CONVEYOR - LC 97/4, 975=DRYER WITH 180° MOTORIZED CHAIN CONVEYOR - LC 97/5, d9=DRYER - LC 90, d92=DRYER - LC 90/2, cw=ADDITIONAL BOILER FOR COLD WATER SUPPLY, dvgw=DVGW VALVE SYSTEM, szc9=SPLASH ZONE WITH CILINDER - LC 94, sz9=SPLASH ZONE - LC 93, ti=TANK INSULATION, ds=DOUBLE SKIN, bp=BOOSTER PUMP, sdn3=DISPENSER SYSTEM SDN-3, 98=ANGLE LOADING TABLE - LC 98

A=3/N/PE~380-400V 50-60Hz, D=3/PE~200-210V 50-60Hz, F=2/PE~220-240V 50-60Hz, G=3/N/PE~415V 50-60Hz, H=3/PE~220-230V 50-60Hz, K=3/PE~380-400V 50-60Hz, L=3/PE~415V 50-60Hz, M=3/PE~440V 60Hz, P=1/N/PE~220-230V 50-60Hz, R=2/PE~220-240V 50-60Hz, U=1/N/PE~240V 50-60Hz, V=3/PE~240V 50-60Hz, W=1/N/PE~100-110V 50-60Hz

vsezip.ru

+7(812)987-08-81



27\_006ae

ID	P-code	SN from	SN to	Mod.	Acces.	Volt	Description
<b>Module: Internal components washing module 1300</b>							
15540	3004101		-	em,uw			Overflow pipe assembly
15545	500603		-	em,uw			Water drain scrap tray
15550	540005		-	em,uw			Suction pipe coupling
15555	80208		-	em,uw			Ø95x75x3 Gasket
15560	500601		-	em,uw			Ferrule with filter
15565	3000316		-	em,uw			Filter with basket
15570	13021		-	em,uw			DEM 40 O-ring
15575	11600102		-	em,uw			Overflow-pipe
15585	392059		-	em,uw			Plastic ring 1"1/2
15590	392060		-	em,uw			O-ring 65x47x3 NBR
15595	392062		-	em,uw			Pipe coupling 1"1/2 90°

em=ELECTROMECHANICAL SWITCHES, uw=LOWER AND UPPER WASHER

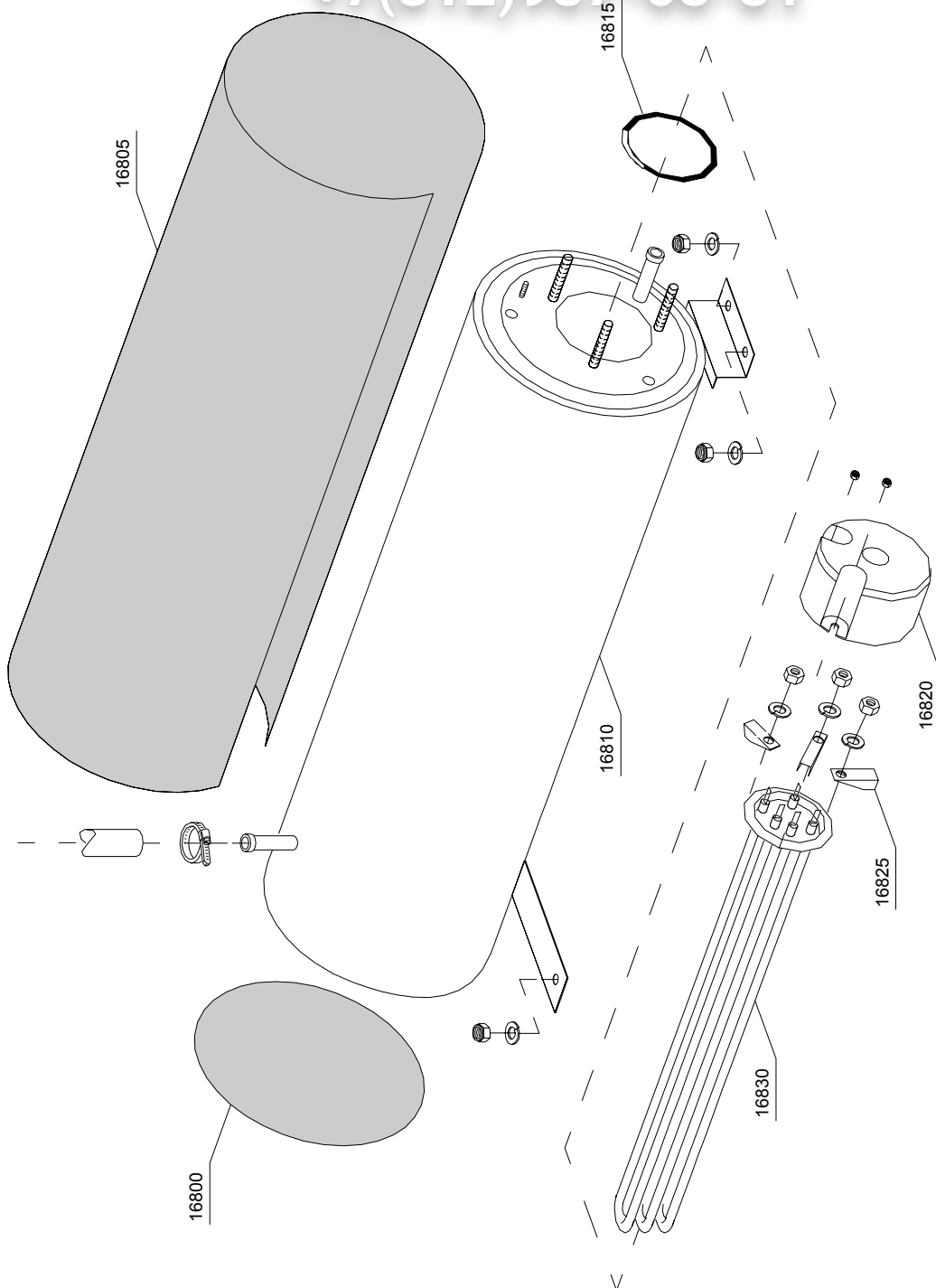
23=23

sc9=STEAM CONDENSER - LC 91, csa=CONVEYOR SPEED ADJUSTING - LC 101, 972=90°MOTORIZED CHAIN CONVEYOR - LC 97/2, 973=180°MOTORIZED CHAIN CONVEYOR - LC 97/3, 974=DRYER WITH 90° MOTORIZED CHAIN CONVEYOR - LC 97/4, 975=DRYER WITH 180° MOTORIZED CHAIN CONVEYOR - LC 97/5, d9=DRYER - LC 90, d92=DRYER - LC 90/2, cw=ADDITIONAL BOILER FOR COLD WATER SUPPLY, dvgw=DVGW VALVE SYSTEM, szc9=SPLASH ZONE WITH CILINDER - LC 94, sz9=SPLASH ZONE - LC 93, ti=TANK INSULATION, ds=DOUBLE SKIN, bp=BOOSTER PUMP, sdn3=DISPENSER SYSTEM SDN-3, 98=ANGLE LOADING TABLE - LC 98

A=3/N/PE~380-400V 50-60Hz, D=3/PE~200-210V 50-60Hz, F=2/PE~220-240V 50-60Hz, G=3/N/PE~415V 50-60Hz, H=3/PE~220-230V 50-60Hz, K=3/PE~380-400V 50-60Hz, L=3/PE~415V 50-60Hz, M=3/PE~440V 60Hz, P=1/N/PE~220-230V 50-60Hz, R=2/PE~220-240V 50-60Hz, U=1/N/PE~240V 50-60Hz, V=3/PE~240V 50-60Hz, W=1/N/PE~100-110V 50-60Hz

vsezip.ru

+7(812)987-08-81



28\_201\_e

ID	P-code	SN from	SN to	Mod	Acces.	Volt	Description
<b>Module:Boiler components</b>							
16800	75205		-	em,uw			Bottom boiler insulating
16805	30002030		-	em,uw			Boiler insulating
16810	3007014		-	em,uw			Single inferior Boiler
16815	13015		-	em,uw			O-ring 160 (6225)
16820	75311		-	em,uw			Heating element cover
16825	16045		-	em,uw			Heating element support Ø6.3
16830	30001011		-	em,uw		A	Heating element 9kW
16830	30001011/A		-	em,uw		A	Heating element 12kW
16830	30001011/B		-	em,uw		A	Heating element 14kW

em=ELECTROMECHANICAL SWITCHES, uw=LOWER AND UPPER WASHER

23=23

sc9=STEAM CONDENSER - LC 91, csa=CONVEYOR SPEED ADJUSTING - LC 101, 972=90°MOTORIZED CHAIN CONVEYOR - LC 97/2, 973=180°MOTORIZED CHAIN CONVEYOR - LC 97/3, 974=DRYER WITH 90° MOTORIZED CHAIN CONVEYOR - LC 97/4, 975=DRYER WITH 180° MOTORIZED CHAIN CONVEYOR - LC 97/5, d9=DRYER - LC 90, d92=DRYER - LC 90/2, cw=ADDITIONAL BOILER FOR COLD WATER SUPPLY, dvgw=DVGW VALVE SYSTEM, szc9=SPLASH ZONE WITH CILINDER - LC 94, sz9=SPLASH ZONE - LC 93, ti=TANK INSULATION, ds=DOUBLE SKIN, bp=BOOSTER PUMP, sdn3=DISPENSER SYSTEM SDN-3, 98=ANGLE LOADING TABLE - LC 98

A=3/N/PE~380-400V 50-60Hz, D=3/PE~200-210V 50-60Hz, F=2/PE~220-240V 50-60Hz, G=3/N/PE~415V 50-60Hz, H=3/PE~220-230V 50-60Hz, K=3/PE~380-400V 50-60Hz, L=3/PE~415V 50-60Hz, M=3/PE~440V 60Hz, P=1/N/PE~220-230V 50-60Hz, R=2/PE~220-240V 50-60Hz, U=1/N/PE~240V 50-60Hz, V=3/PE~240V 50-60Hz, W=1/N/PE~100-110V 50-60Hz





ID	P-code	SN from	SN to	Mod.	Acces.	Volt	Description
<b>Module:Solenoid valves components: tank loading</b>							
17600	12023		-	em,uw			Hose holder
17605	3002030		-	em,uw			Solenoid valve
17610	3003906		-	em,uw			Connection T
17635	12012		-	em,uw			Elbow
17640	2000244		-	em,uw			Pressure reduction gauge
17645	2000364		-	em,uw			Pressure reduction valve
17650	2000121		-	em,uw			Filter
17655	13326		-	em,uw			Gasket 38x27x2
17660	12025		-	em,uw			Nipples
17665	12033		-	em,uw			Nipples
17670	3009585		-	em,uw			Solenoid valve support
17675	3002141		-	em,uw			Elbow
17680	10200208		-	em,uw			Nipples
17685	3002145		-	em,uw			Reduction nipples
17690	3002144		-	em,uw			Connection T

em=ELECTROMECHANICAL SWITCHES, uw=LOWER AND UPPER WASHER

23=23

sc9=STEAM CONDENSER - LC 91, csa=CONVEYOR SPEED ADJUSTING - LC 101, 972=90°MOTORIZED CHAIN CONVEYOR - LC 97/2, 973=180°MOTORIZED CHAIN CONVEYOR - LC 97/3, 974=DRYER WITH 90° MOTORIZED CHAIN CONVEYOR - LC 97/4, 975=DRYER WITH 180° MOTORIZED CHAIN CONVEYOR - LC 97/5, d9=DRYER - LC 90, d92=DRYER - LC 90/2, cw=ADDITIONAL BOILER FOR COLD WATER SUPPLY, dvgw=DVGW VALVE SYSTEM, szc9=SPLASH ZONE WITH CILINDER - LC 94, sz9=SPLASH ZONE - LC 93, ti=TANK INSULATION, ds=DOUBLE SKIN, bp=BOOSTER PUMP, sdn3=DISPENSER SYSTEM SDN-3, 98=ANGLE LOADING TABLE - LC 98

A=3/N/PE~380-400V 50-60Hz, D=3/PE~200-210V 50-60Hz, F=2/PE~220-240V 50-60Hz, G=3/N/PE~415V 50-60Hz, H=3/PE~220-230V 50-60Hz, K=3/PE~380-400V 50-60Hz, L=3/PE~415V 50-60Hz, M=3/PE~440V 60Hz, P=1/N/PE~220-230V 50-60Hz, R=2/PE~220-240V 50-60Hz, U=1/N/PE~240V 50-60Hz, V=3/PE~240V 50-60Hz, W=1/N/PE~100-110V 50-60Hz



ID	P-code	SN from	SN to	Mod.	Acces.	Volt	Description
<b>Module: Solenoid valves components: tank loading - rinsing - steam condenser</b>							
19000	12023		-	em,uw			Hose holder
19005	3002030		-	em,uw			Solenoid valve
19010	3003906		-	em,uw			Connection T
19035	12012		-	em,uw			Elbow
19040	2000244		-	em,uw			Pressure reduction gauge
19045	2000364		-	em,uw			Pressure reduction valve
19050	2000121		-	em,uw			Filter
19055	13326		-	em,uw			Gasket 38x27x2
19060	12025		-	em,uw			Nipples
19065	12033		-	em,uw			Nipples
19070	3009585		-	em,uw			Solenoid valve support
19075	3002141		-	em,uw			Elbow
19080	10200208		-	em,uw			Nipples
19085	3002145		-	em,uw			Reduction nipples
19090	3002144		-	em,uw			Connection T
19095	3009220		-	em,uw			Solenoid valve support
19100	12027		-	em,uw			Nipples
19105	3002140		-	em,uw			Tap

em=ELECTROMECHANICAL SWITCHES, uw=LOWER AND UPPER WASHER

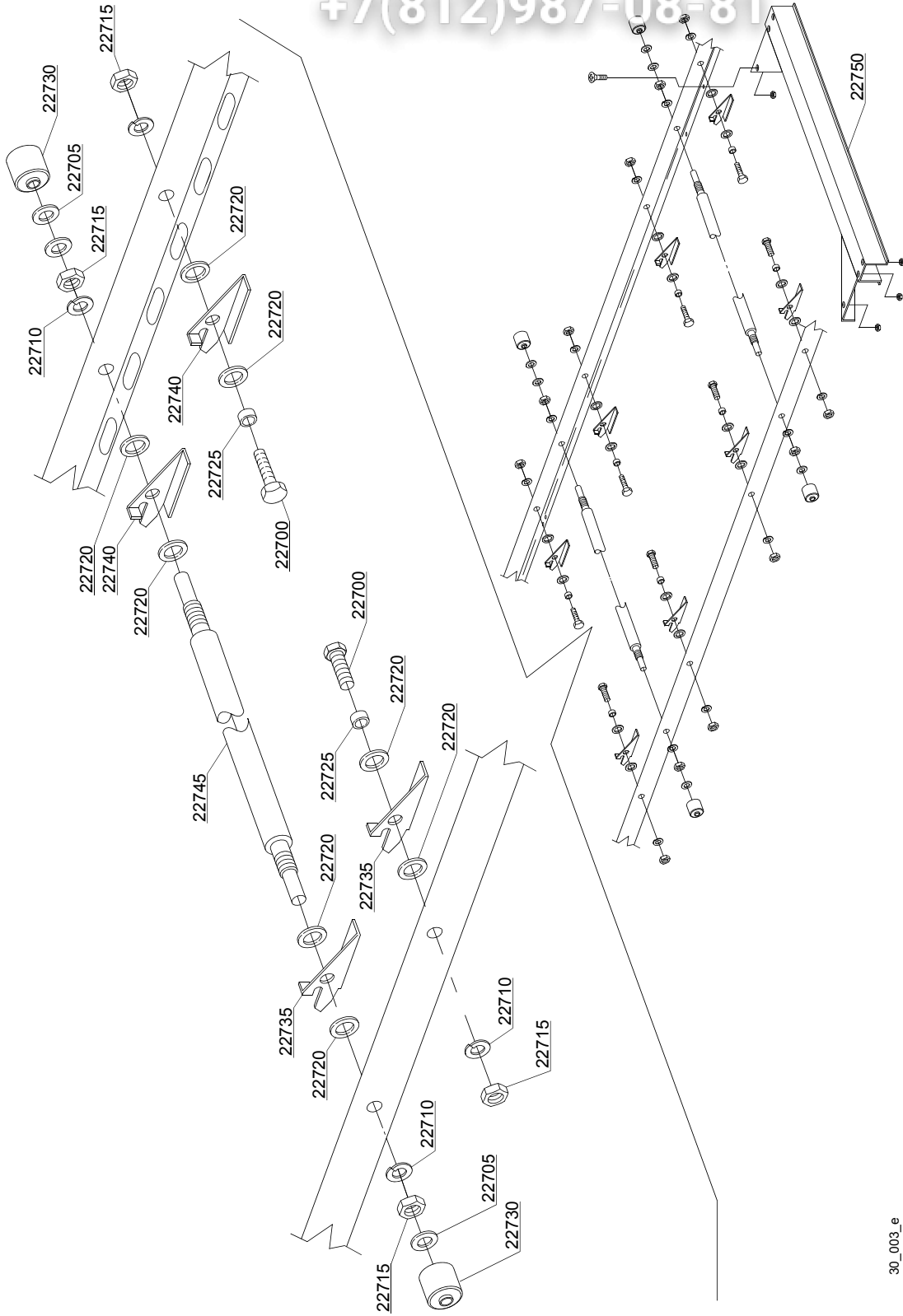
23=23

sc9=STEAM CONDENSER - LC 91, csa=CONVEYOR SPEED ADJUSTING - LC 101, 972=90°MOTORIZED CHAIN CONVEYOR - LC 97/2, 973=180°MOTORIZED CHAIN CONVEYOR - LC 97/3, 974=DRYER WITH 90° MOTORIZED CHAIN CONVEYOR - LC 97/4, 975=DRYER WITH 180° MOTORIZED CHAIN CONVEYOR - LC 97/5, d9=DRYER - LC 90, d92=DRYER - LC 90/2, cw=ADDITIONAL BOILER FOR COLD WATER SUPPLY, dvgw=DVGW VALVE SYSTEM, szc9=SPLASH ZONE WITH CILINDER - LC 94, sz9=SPLASH ZONE - LC 93, ti=TANK INSULATION, ds=DOUBLE SKIN, bp=BOOSTER PUMP, sdn3=DISPENSER SYSTEM SDN-3, 98=ANGLE LOADING TABLE - LC 98

A=3/N/PE~380-400V 50-60Hz, D=3/PE~200-210V 50-60Hz, F=2/PE~220-240V 50-60Hz, G=3/N/PE~415V 50-60Hz, H=3/PE~220-230V 50-60Hz, K=3/PE~380-400V 50-60Hz, L=3/PE~415V 50-60Hz, M=3/PE~440V 60Hz, P=1/N/PE~220-230V 50-60Hz, R=2/PE~220-240V 50-60Hz, U=1/N/PE~240V 50-60Hz, V=3/PE~240V 50-60Hz, W=1/N/PE~100-110V 50-60Hz

vsezip.ru

+7(812)987-08-81



30\_003\_e

vsezip.ru

ID	P-code	SN from	SN to	Mod	Acces	Volt	Description
<b>Module: Conveyor parts</b>							
22700	11109		-	em,uw			Screw
22705	11185		-	em,uw			Washer
22710	11609		-	em,uw			Split washer
22715	11719		-	em,uw			Nut
22720	3003024		-	em,uw			Washer
22725	3003025		-	em,uw			Bush
22730	3003026		-	em,uw			Bush
22735	3003100		-	em,uw			Clip right
22740	3003101		-	em,uw			Clip left
22745	3003010		-	em,uw			Axis
22750	3009107		-	em,uw			Guide

em=ELECTROMECHANICAL SWITCHES, uw=LOWER AND UPPER WASHER

23=23

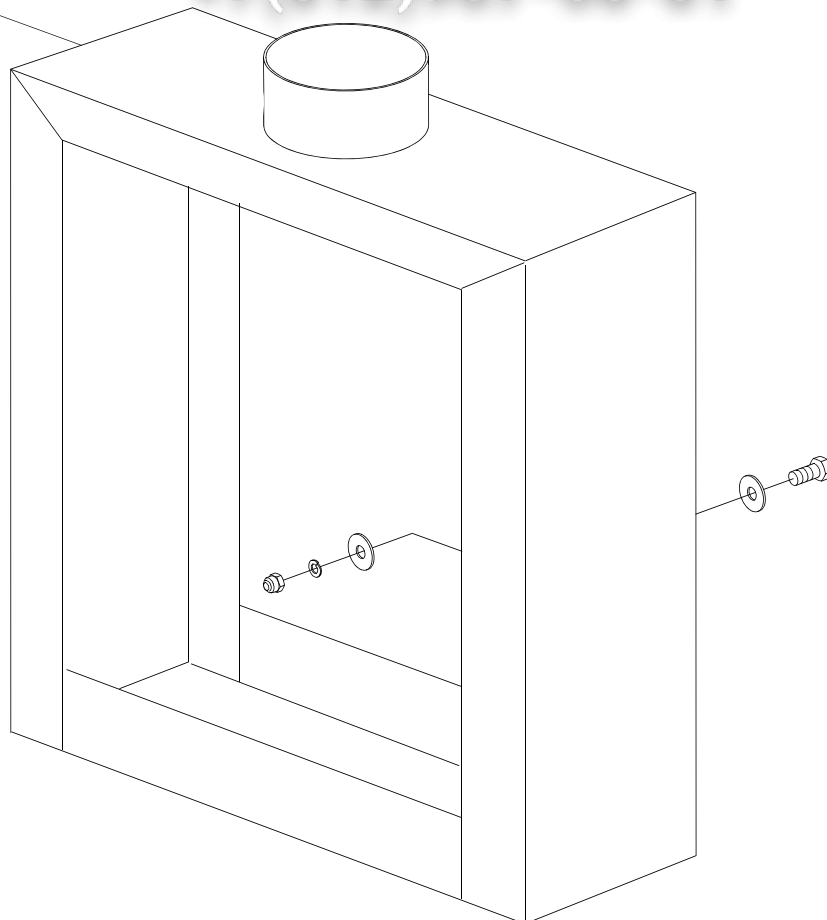
sc9=STEAM CONDENSER - LC 91, csa=CONVEYOR SPEED ADJUSTING - LC 101, 972=90°MOTORIZED CHAIN CONVEYOR - LC 97/2, 973=180°MOTORIZED CHAIN CONVEYOR - LC 97/3, 974=DRYER WITH 90° MOTORIZED CHAIN CONVEYOR - LC 97/4, 975=DRYER WITH 180° MOTORIZED CHAIN CONVEYOR - LC 97/5, d9=DRYER - LC 90, d92=DRYER - LC 90/2, cw=ADDITIONAL BOILER FOR COLD WATER SUPPLY, dvgw=DVGW VALVE SYSTEM, szc9=SPLASH ZONE WITH CILINDER - LC 94, sz9=SPLASH ZONE - LC 93, ti=TANK INSULATION, ds=DOUBLE SKIN, bp=BOOSTER PUMP, sdn3=DISPENSER SYSTEM SDN-3, 98=ANGLE LOADING TABLE - LC 98

A=3/N/PE~380-400V 50-60Hz, D=3/PE~200-210V 50-60Hz, F=2/PE~220-240V 50-60Hz, G=3/N/PE~415V 50-60Hz, H=3/PE~220-230V 50-60Hz, K=3/PE~380-400V 50-60Hz, L=3/PE~415V 50-60Hz, M=3/PE~440V 60Hz, P=1/N/PE~220-230V 50-60Hz, R=2/PE~220-240V 50-60Hz, U=1/N/PE~240V 50-60Hz, V=3/PE~240V 50-60Hz, W=1/N/PE~100-110V 50-60Hz

vsezip.ru

+7(812)987-08-81

22800



32\_001\_e

vsezip.ru

ID	P-code	SN from	SN to	Mod.	Acces.	Volt	Description
<b>Module: Splash zone with cilinder LC94</b>							
22800	999910065		-	em,uw			Splash zone with cilinder LC94

em=ELECTROMECHANICAL SWITCHES, uw=LOWER AND UPPER WASHER

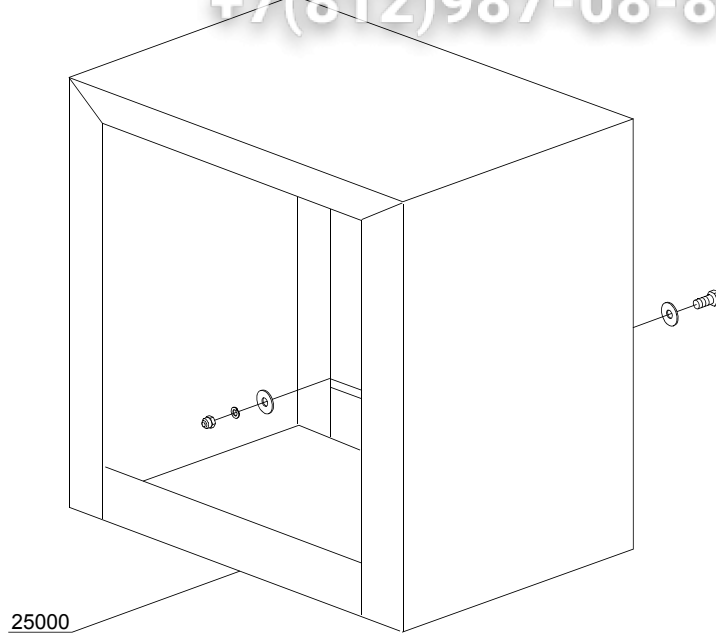
23=23

sc9=STEAM CONDENSER - LC 91, csa=CONVEYOR SPEED ADJUSTING - LC 101, 972=90°MOTORIZED CHAIN CONVEYOR - LC 97/2, 973=180°MOTORIZED CHAIN CONVEYOR - LC 97/3, 974=DRYER WITH 90° MOTORIZED CHAIN CONVEYOR - LC 97/4, 975=DRYER WITH 180° MOTORIZED CHAIN CONVEYOR - LC 97/5, d9=DRYER - LC 90, d92=DRYER - LC 90/2, cw=ADDITIONAL BOILER FOR COLD WATER SUPPLY, dvgw=DVGW VALVE SYSTEM, szc9=SPLASH ZONE WITH CILINDER - LC 94, sz9=SPLASH ZONE - LC 93, ti=TANK INSULATION, ds=DOUBLE SKIN, bp=BOOSTER PUMP, sdn3=DISPENSER SYSTEM SDN-3, 98=ANGLE LOADING TABLE - LC 98

A=3/N/PE~380-400V 50-60Hz, D=3/PE~200-210V 50-60Hz, F=2/PE~220-240V 50-60Hz, G=3/N/PE~415V 50-60Hz, H=3/PE~220-230V 50-60Hz, K=3/PE~380-400V 50-60Hz, L=3/PE~415V 50-60Hz, M=3/PE~440V 60Hz, P=1/N/PE~220-230V 50-60Hz, R=2/PE~220-240V 50-60Hz, U=1/N/PE~240V 50-60Hz, V=3/PE~240V 50-60Hz, W=1/N/PE~100-110V 50-60Hz

vsezip.ru

+7(812)987-08-81



33\_001\_e



vsezip.ru

ID	P-code	SN from	SN to	Mod.	Acces.	Volt	Description
<b>Module: Splash zone L500</b>							
25000	999910061		-	em,uw			Splash zone

em=ELECTROMECHANICAL SWITCHES, uw=LOWER AND UPPER WASHER

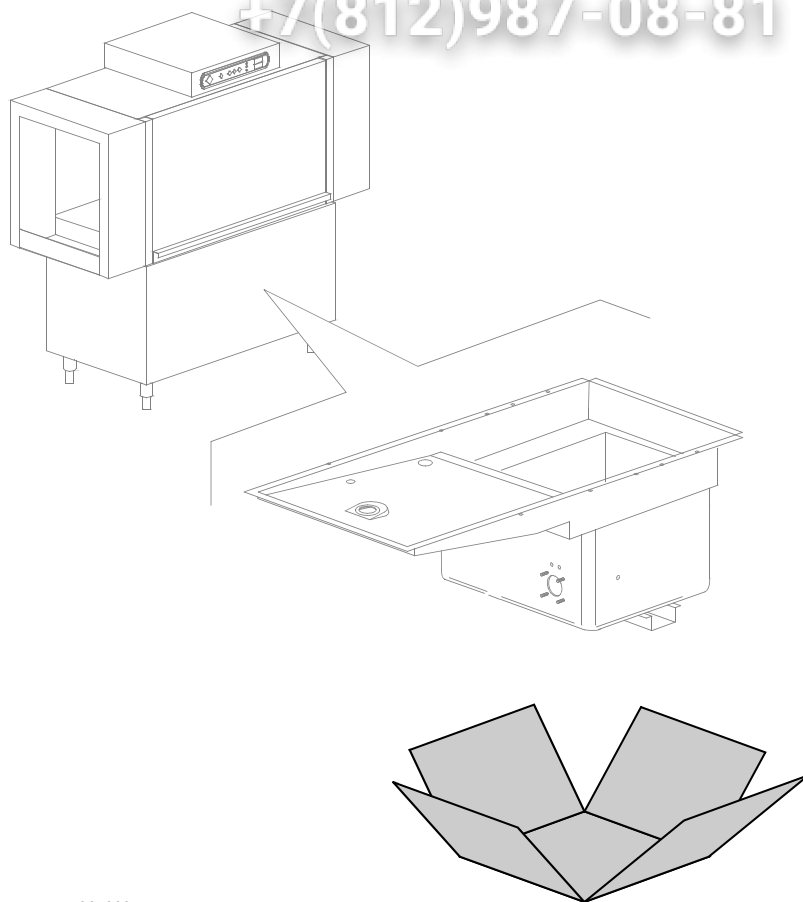
23=23

sc9=STEAM CONDENSER - LC 91, csa=CONVEYOR SPEED ADJUSTING - LC 101, 972=90°MOTORIZED CHAIN CONVEYOR - LC 97/2, 973=180°MOTORIZED CHAIN CONVEYOR - LC 97/3, 974=DRYER WITH 90° MOTORIZED CHAIN CONVEYOR - LC 97/4, 975=DRYER WITH 180° MOTORIZED CHAIN CONVEYOR - LC 97/5, d9=DRYER - LC 90, d92=DRYER - LC 90/2, cw=ADDITIONAL BOILER FOR COLD WATER SUPPLY, dvgw=DVGW VALVE SYSTEM, szc9=SPLASH ZONE WITH CILINDER - LC 94, sz9=SPLASH ZONE - LC 93, ti=TANK INSULATION, ds=DOUBLE SKIN, bp=BOOSTER PUMP, sdn3=DISPENSER SYSTEM SDN-3, 98=ANGLE LOADING TABLE - LC 98

A=3/N/PE~380-400V 50-60Hz, D=3/PE~200-210V 50-60Hz, F=2/PE~220-240V 50-60Hz, G=3/N/PE~415V 50-60Hz, H=3/PE~220-230V 50-60Hz, K=3/PE~380-400V 50-60Hz, L=3/PE~415V 50-60Hz, M=3/PE~440V 60Hz, P=1/N/PE~220-230V 50-60Hz, R=2/PE~220-240V 50-60Hz, U=1/N/PE~240V 50-60Hz, V=3/PE~240V 50-60Hz, W=1/N/PE~100-110V 50-60Hz

vsezip.ru

+7(812)987-08-81



36\_003\_e

vsezip.ru

ID	P-code	SN from	SN to	Mod	Acces	Volt	Description
<b>Module: Tank insulation</b>							
999	999910207		-	em,uw	ti		Tank insulation
							N.B.: kit suppliable only together with the machine, not after

em=ELECTROMECHANICAL SWITCHES, uw=LOWER AND UPPER WASHER

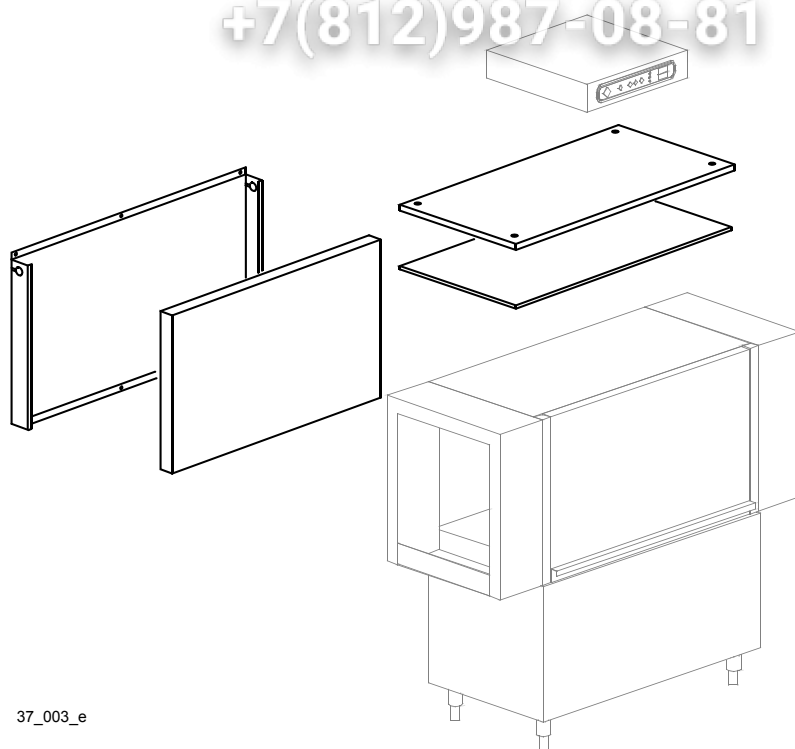
23=23

sc9=STEAM CONDENSER - LC 91, csa=CONVEYOR SPEED ADJUSTING - LC 101, 972=90°MOTORIZED CHAIN CONVEYOR - LC 97/2, 973=180°MOTORIZED CHAIN CONVEYOR - LC 97/3, 974=DRYER WITH 90° MOTORIZED CHAIN CONVEYOR - LC 97/4, 975=DRYER WITH 180° MOTORIZED CHAIN CONVEYOR - LC 97/5, d9=DRYER - LC 90, d92=DRYER - LC 90/2, cw=ADDITIONAL BOILER FOR COLD WATER SUPPLY, dvgw=DVGW VALVE SYSTEM, szc9=SPLASH ZONE WITH CILINDER - LC 94, sz9=SPLASH ZONE - LC 93, ti=TANK INSULATION, ds=DOUBLE SKIN, bp=BOOSTER PUMP, sdn3=DISPENSER SYSTEM SDN-3, 98=ANGLE LOADING TABLE - LC 98

A=3/N/PE~380-400V 50-60Hz, D=3/PE~200-210V 50-60Hz, F=2/PE~220-240V 50-60Hz, G=3/N/PE~415V 50-60Hz, H=3/PE~220-230V 50-60Hz, K=3/PE~380-400V 50-60Hz, L=3/PE~415V 50-60Hz, M=3/PE~440V 60Hz, P=1/N/PE~220-230V 50-60Hz, R=2/PE~220-240V 50-60Hz, U=1/N/PE~240V 50-60Hz, V=3/PE~240V 50-60Hz, W=1/N/PE~100-110V 50-60Hz

vsezip.ru

+7(812)987-08-81



37\_003\_e

vsezip.ru

ID	P-code	SN from	SN to	Mod	Acces.	Volt	Description
<b>Module: Double skin</b>							
999	999910206		-	em,uw	ds		Double skin assembly
							N.B.: kit suppliable only together with the machine, not after

em=ELECTROMECHANICAL SWITCHES, uw=LOWER AND UPPER WASHER

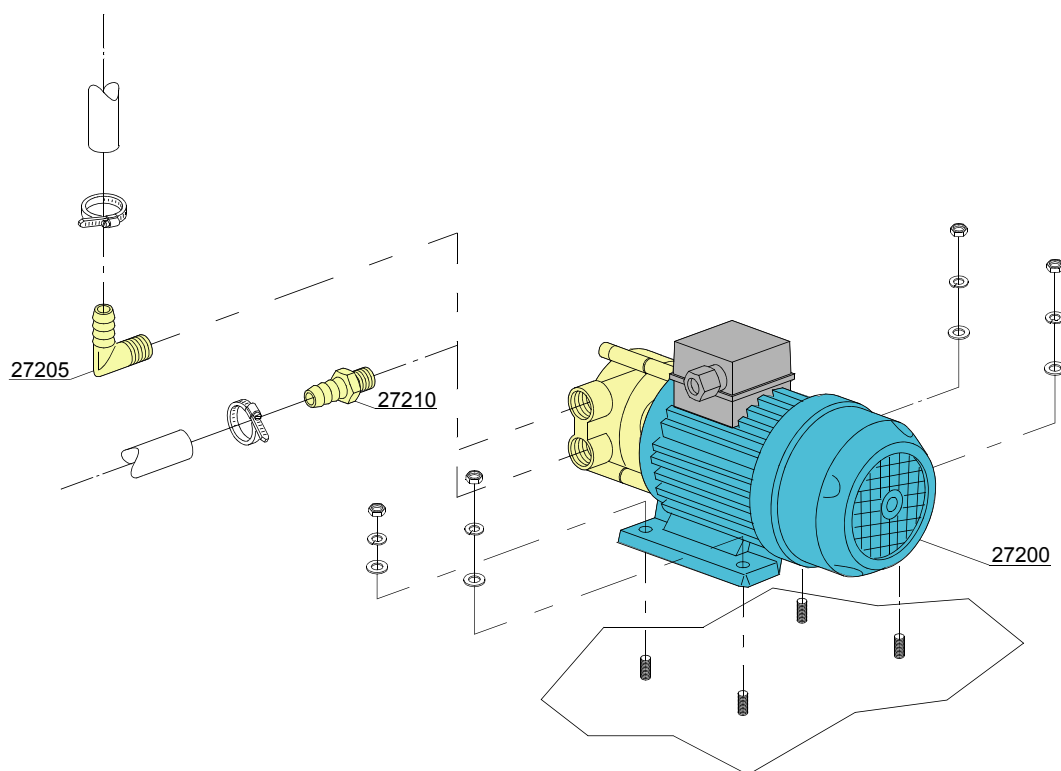
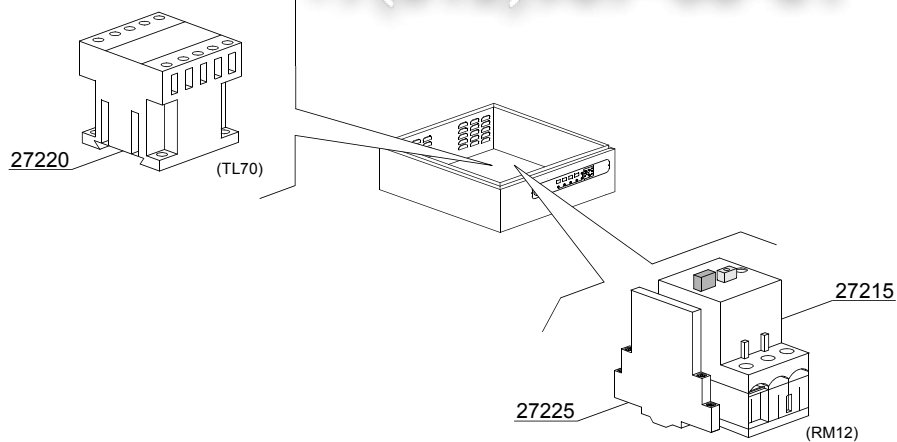
23=23

sc9=STEAM CONDENSER - LC 91, csa=CONVEYOR SPEED ADJUSTING - LC 101, 972=90°MOTORIZED CHAIN CONVEYOR - LC 97/2, 973=180°MOTORIZED CHAIN CONVEYOR - LC 97/3, 974=DRYER WITH 90° MOTORIZED CHAIN CONVEYOR - LC 97/4, 975=DRYER WITH 180° MOTORIZED CHAIN CONVEYOR - LC 97/5, d9=DRYER - LC 90, d92=DRYER - LC 90/2, cw=ADDITIONAL BOILER FOR COLD WATER SUPPLY, dvgw=DVGW VALVE SYSTEM, szc9=SPLASH ZONE WITH CILINDER - LC 94, sz9=SPLASH ZONE - LC 93, ti=TANK INSULATION, ds=DOUBLE SKIN, bp=BOOSTER PUMP, sdn3=DISPENSER SYSTEM SDN-3, 98=ANGLE LOADING TABLE - LC 98

A=3/N/PE~380-400V 50-60Hz, D=3/PE~200-210V 50-60Hz, F=2/PE~220-240V 50-60Hz, G=3/N/PE~415V 50-60Hz, H=3/PE~220-230V 50-60Hz, K=3/PE~380-400V 50-60Hz, L=3/PE~415V 50-60Hz, M=3/PE~440V 60Hz, P=1/N/PE~220-230V 50-60Hz, R=2/PE~220-240V 50-60Hz, U=1/N/PE~240V 50-60Hz, V=3/PE~240V 50-60Hz, W=1/N/PE~100-110V 50-60Hz

vsezip.ru

+7(812)987-08-81



38\_001\_e

vsezip.ru

ID	P-code	SN from	SN to	Mod.	Acces.	Volt	Description
<b>Module:Booster pump</b>							
27200	15100		-		bp		Booster pump
27205	12030		-		bp		Elbow pipe fitting
27210	10221311		-		bp		Pipe fitting
27215	2000394		-		bp		Motorprotector 2,5-4A
27220	2000370		-		bp		Contactora MC9
27225	3006080		-		bp		Auxiliary contact LMS25

em=ELECTROMECHANICAL SWITCHES, uw=LOWER AND UPPER WASHER

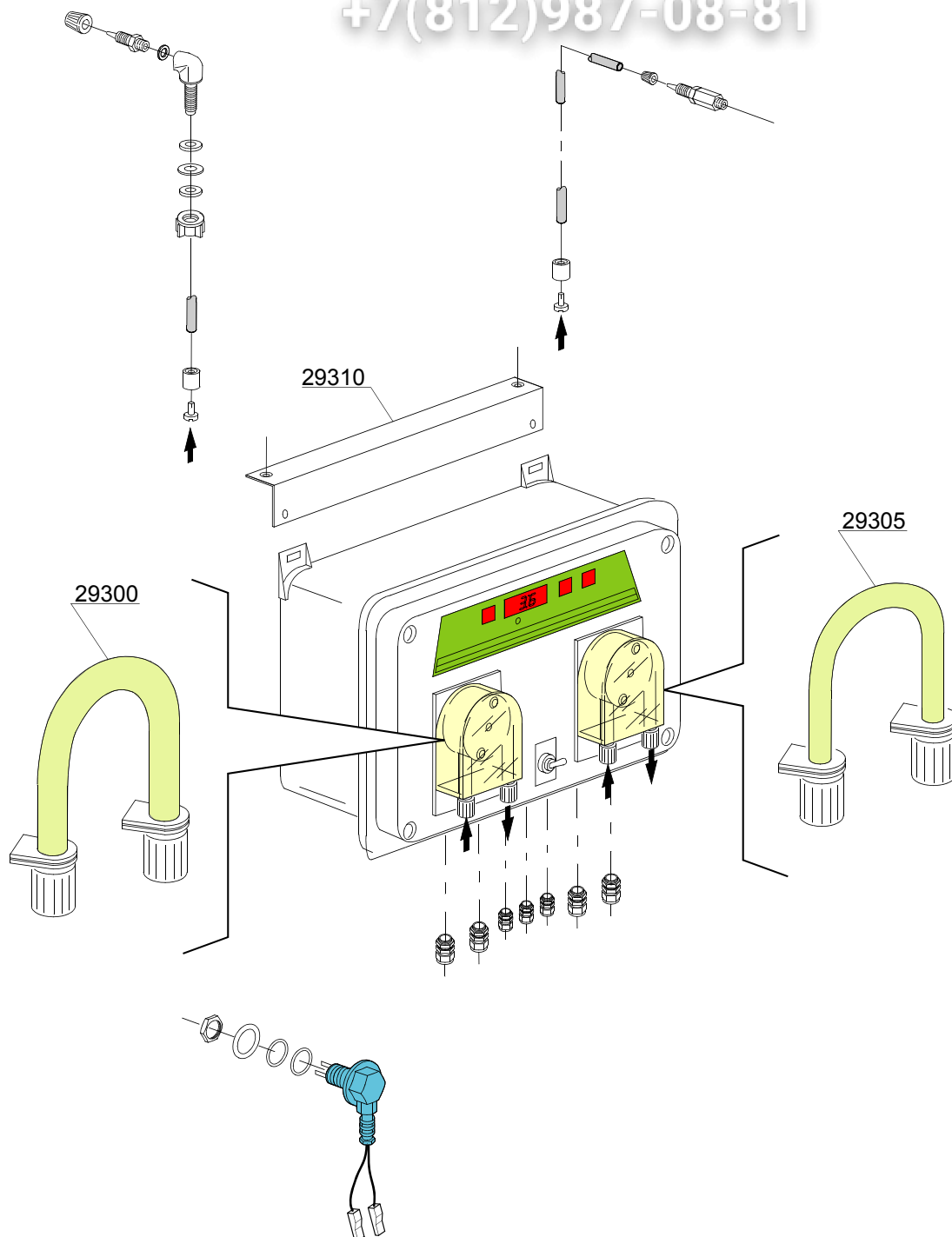
23=23

sc9=STEAM CONDENSER - LC 91, csa=CONVEYOR SPEED ADJUSTING - LC 101, 972=90°MOTORIZED CHAIN CONVEYOR - LC 97/2, 973=180°MOTORIZED CHAIN CONVEYOR - LC 97/3, 974=DRYER WITH 90° MOTORIZED CHAIN CONVEYOR - LC 97/4, 975=DRYER WITH 180° MOTORIZED CHAIN CONVEYOR - LC 97/5, d9=DRYER - LC 90, d92=DRYER - LC 90/2, cw=ADDITIONAL BOILER FOR COLD WATER SUPPLY, dvgw=DVGW VALVE SYSTEM, szc9=SPLASH ZONE WITH CILINDER - LC 94, sz9=SPLASH ZONE - LC 93, ti=TANK INSULATION, ds=DOUBLE SKIN, bp=BOOSTER PUMP, sdn3=DISPENSER SYSTEM SDN-3, 98=ANGLE LOADING TABLE - LC 98

A=3/N/PE~380-400V 50-60Hz, D=3/PE~200-210V 50-60Hz, F=2/PE~220-240V 50-60Hz, G=3/N/PE~415V 50-60Hz, H=3/PE~220-230V 50-60Hz, K=3/PE~380-400V 50-60Hz, L=3/PE~415V 50-60Hz, M=3/PE~440V 60Hz, P=1/N/PE~220-230V 50-60Hz, R=2/PE~220-240V 50-60Hz, U=1/N/PE~240V 50-60Hz, V=3/PE~240V 50-60Hz, W=1/N/PE~100-110V 50-60Hz

vsezip.ru

+7(812)987-08-81



39\_001\_e



vsezip.ru

ID	P-code	SN from	SN to	Mod	Acces.	Volt	Description
<b>Module: Dispensers SDN-3</b>							
	15181/A		-		sdn3		Dispensers assembly SDN-3
29300	15185		-		sdn3		Pipe fitting for detergent dispenser
29305	15186		-		sdn3		Pipe fitting for rinse dispenser
29310	3009669		-		sdn3		Dispensers assembly SDN-3 support

em=ELECTROMECHANICAL SWITCHES, uw=LOWER AND UPPER WASHER

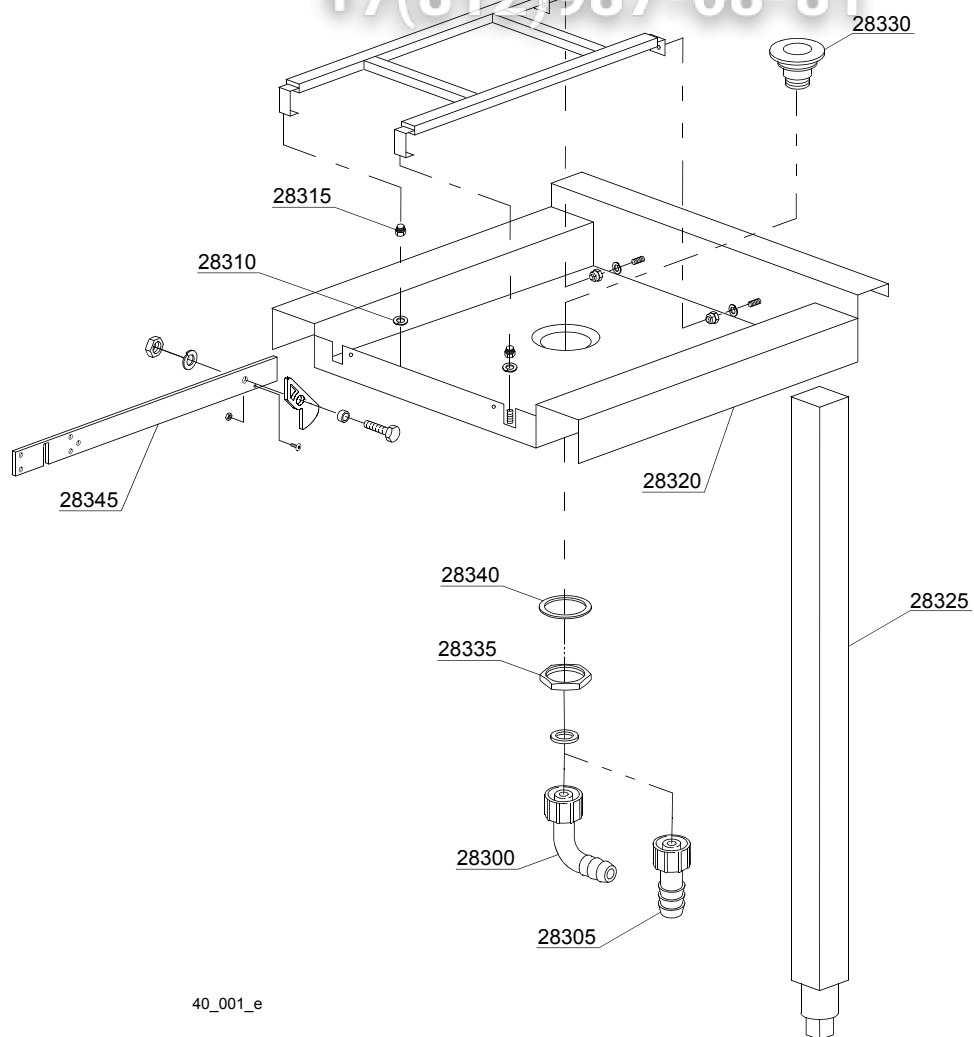
23=23

sc9=STEAM CONDENSER - LC 91, csa=CONVEYOR SPEED ADJUSTING - LC 101, 972=90°MOTORIZED CHAIN CONVEYOR - LC 97/2, 973=180°MOTORIZED CHAIN CONVEYOR - LC 97/3, 974=DRYER WITH 90° MOTORIZED CHAIN CONVEYOR - LC 97/4, 975=DRYER WITH 180° MOTORIZED CHAIN CONVEYOR - LC 97/5, d9=DRYER - LC 90, d92=DRYER - LC 90/2, cw=ADDITIONAL BOILER FOR COLD WATER SUPPLY, dvgw=DVGW VALVE SYSTEM, szc9=SPLASH ZONE WITH CILINDER - LC 94, sz9=SPLASH ZONE - LC 93, ti=TANK INSULATION, ds=DOUBLE SKIN, bp=BOOSTER PUMP, sdn3=DISPENSER SYSTEM SDN-3, 98=ANGLE LOADING TABLE - LC 98

A=3/N/PE~380-400V 50-60Hz, D=3/PE~200-210V 50-60Hz, F=2/PE~220-240V 50-60Hz, G=3/N/PE~415V 50-60Hz, H=3/PE~220-230V 50-60Hz, K=3/PE~380-400V 50-60Hz, L=3/PE~415V 50-60Hz, M=3/PE~440V 60Hz, P=1/N/PE~220-230V 50-60Hz, R=2/PE~220-240V 50-60Hz, U=1/N/PE~240V 50-60Hz, V=3/PE~240V 50-60Hz, W=1/N/PE~100-110V 50-60Hz

vsezip.ru

+7(812)987-08-81



40\_001\_e

ID	P-code	SN from	SN to	Mod	Acces.	Volt	Description
<b>Module: Angle loading table 90° - LC 98</b>							
28300	15613		-				1" 1/4x30 nylon elbow
28305	15613/A		-				Fitting exauster
28310	3003024		-				Washer
28315	3003025		-				Bush
28320	3009250		-				Platform
28325	3009608		-				Leg assembly
28330	10200113		-				Floor drain
28335	10200114		-				Floor drain nut
28340	10200173		-				Gasket 75x58x2
28345	3003071		-				Clip support arm (LC98 table)

em=ELECTROMECHANICAL SWITCHES, uw=LOWER AND UPPER WASHER

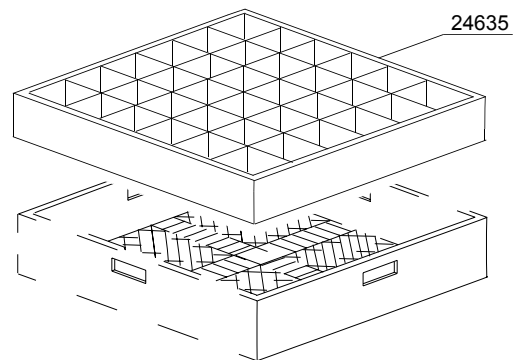
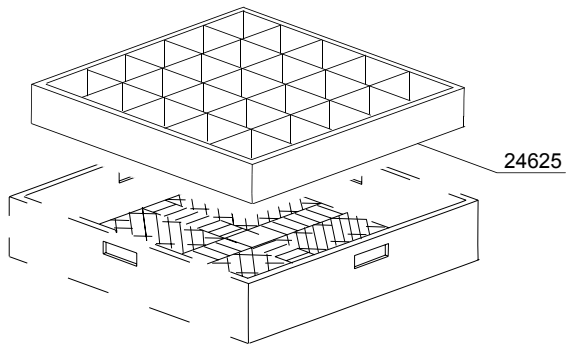
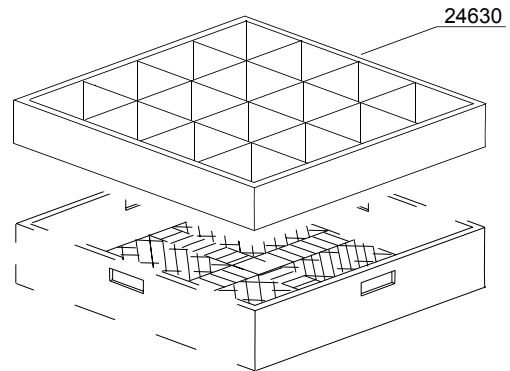
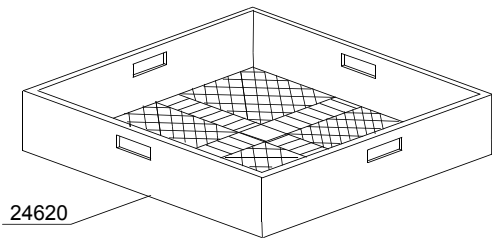
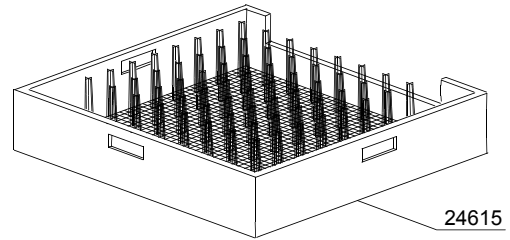
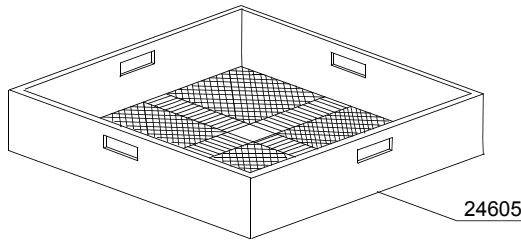
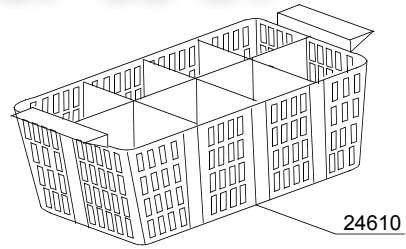
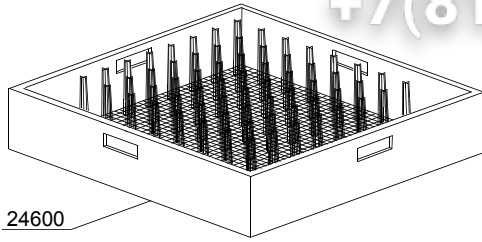
23=23

sc9=STEAM CONDENSER - LC 91, csa=CONVEYOR SPEED ADJUSTING - LC 101, 972=90°MOTORIZED CHAIN CONVEYOR - LC 97/2, 973=180°MOTORIZED CHAIN CONVEYOR - LC 97/3, 974=DRYER WITH 90° MOTORIZED CHAIN CONVEYOR - LC 97/4, 975=DRYER WITH 180° MOTORIZED CHAIN CONVEYOR - LC 97/5, d9=DRYER - LC 90, d92=DRYER - LC 90/2, cw=ADDITIONAL BOILER FOR COLD WATER SUPPLY, dvgw=DVGW VALVE SYSTEM, szc9=SPLASH ZONE WITH CILINDER - LC 94, sz9=SPLASH ZONE - LC 93, ti=TANK INSULATION, ds=DOUBLE SKIN, bp=BOOSTER PUMP, sdn3=DISPENSER SYSTEM SDN-3, 98=ANGLE LOADING TABLE - LC 98

A=3/N/PE~380-400V 50-60Hz, D=3/PE~200-210V 50-60Hz, F=2/PE~220-240V 50-60Hz, G=3/N/PE~415V 50-60Hz, H=3/PE~220-230V 50-60Hz, K=3/PE~380-400V 50-60Hz, L=3/PE~415V 50-60Hz, M=3/PE~440V 60Hz, P=1/N/PE~220-230V 50-60Hz, R=2/PE~220-240V 50-60Hz, U=1/N/PE~240V 50-60Hz, V=3/PE~240V 50-60Hz, W=1/N/PE~100-110V 50-60Hz

vsezip.ru

+7(812)987-08-81



00\_001\_e

vsezip.ru

ID	P-code	SN from	SN to	Mod	Acces	Volt	Description
<b>Module: Baskets</b>							
24600	C40		-				Place conveyor basket
24605	C41		-				Tight mesh conveyor basket for cutlery
24610	C47		-				Small 8 place cutlery basket
24615	C43		-				535mm tray conveyor basket
24620	C44		-				Mod.07 universal conveyor basket
24625	C112		-				5x5 vertical glass conveyor basket
24630	C113		-				4x4 vertical glass conveyor basket
24635	C114		-				6x6 vertical glass conveyor basket

em=ELECTROMECHANICAL SWITCHES, uw=LOWER AND UPPER WASHER

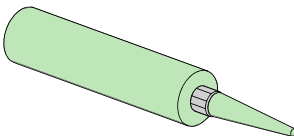

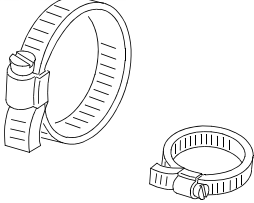

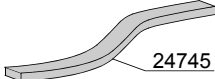
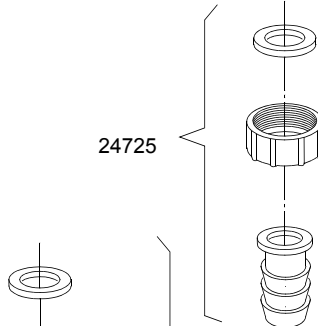
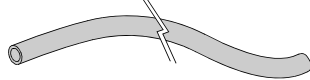
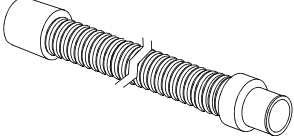
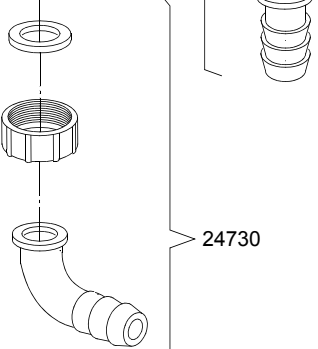
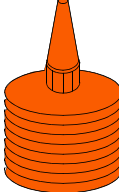
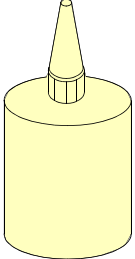
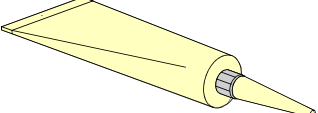
23=23

sc9=STEAM CONDENSER - LC 91, csa=CONVEYOR SPEED ADJUSTING - LC 101, 972=90°MOTORIZED CHAIN CONVEYOR - LC 97/2, 973=180°MOTORIZED CHAIN CONVEYOR - LC 97/3, 974=DRYER WITH 90° MOTORIZED CHAIN CONVEYOR - LC 97/4, 975=DRYER WITH 180° MOTORIZED CHAIN CONVEYOR - LC 97/5, d9=DRYER - LC 90, d92=DRYER - LC 90/2, cw=ADDITIONAL BOILER FOR COLD WATER SUPPLY, dvgw=DVGW VALVE SYSTEM, szc9=SPLASH ZONE WITH CILINDER - LC 94, sz9=SPLASH ZONE - LC 93, ti=TANK INSULATION, ds=DOUBLE SKIN, bp=BOOSTER PUMP, sdn3=DISPENSER SYSTEM SDN-3, 98=ANGLE LOADING TABLE - LC 98

A=3/N/PE~380-400V 50-60Hz, D=3/PE~200-210V 50-60Hz, F=2/PE~220-240V 50-60Hz, G=3/N/PE~415V 50-60Hz, H=3/PE~220-230V 50-60Hz, K=3/PE~380-400V 50-60Hz, L=3/PE~415V 50-60Hz, M=3/PE~440V 60Hz, P=1/N/PE~220-230V 50-60Hz, R=2/PE~220-240V 50-60Hz, U=1/N/PE~240V 50-60Hz, V=3/PE~240V 50-60Hz, W=1/N/PE~100-110V 50-60Hz

vsezip.ru

+7(812)987-08-81

 <p>24700</p>	 <p>24705</p>	 <p>24760</p>
 <p>24740</p>	 <p>24745</p>	 <p>24725</p>
 <p>24755</p>	 <p>24735</p>	 <p>24730</p>
 <p>24765</p>	 <p>24770</p>	 <p>24775</p>

ID	P-code	SN from	SN to	Mod	Acces.	Volt	Description
<b>Module: Accessory</b>							
24700	---		-				Silicone UNI 9610 - UNI 9611
24705	---		-				Grease for high temperatures CCIAA 629224
24705	---		-				Grease for food - Loctite 8104 Cat. N° 26560
24725	15613/A		-				Fitting exauster
24730	15613		-				1" 1/4x30 nylon elbow
24735	10727		-				Exauster pipe Ø 24mm
24735	10200112		-				Exauster pipe Ø 32mm
24740	15750		-				20x2 self-stick mousse
24745	15751		-				20x4 self-stick mousse
24750	15752		-				60x2 self-stick mousse
24755	2907350		-				Flexible pipe EPDM Ø12
24755	2907352		-				Flexible pipe EPDM Ø12 - WRAS
24755	2907353		-				Flexible pipe EPDM Ø12
24760	11807		-				Steel hose clamp 15/24
24760	11806		-				Steel hose clamp 25/40
24760	11810		-				Steel hose clamp 40/60
24760	11824		-				Steel hose clamp 50/70
24760	2902491		-				Steel hose clamp 60/80
24765	---		-				-50°C +150°C threads dope
24770	---		-				Loctite 542 Cat.N° 54246 - DIN-DVGW 86.02 e 125
24770	---		-				Loctite 243 Cat.N° 18937 - 19386
24775	---		-				Loctite 511 Cat.N° 24003 - DIN-DVGW 86.01 e 125
24775	---		-				Loctite 577 Cat.N° 25392

em=ELECTROMECHANICAL SWITCHES, uw=LOWER AND UPPER WASHER

23=23

sc9=STEAM CONDENSER - LC 91, csa=CONVEYOR SPEED ADJUSTING - LC 101, 972=90°MOTORIZED CHAIN CONVEYOR - LC 97/2, 973=180°MOTORIZED CHAIN CONVEYOR - LC 97/3, 974=DRYER WITH 90° MOTORIZED CHAIN CONVEYOR - LC 97/4, 975=DRYER WITH 180° MOTORIZED CHAIN CONVEYOR - LC 97/5, d9=DRYER - LC 90, d92=DRYER - LC 90/2, cw=ADDITIONAL BOILER FOR COLD WATER SUPPLY, dvgw=DVGW VALVE SYSTEM, szc9=SPLASH ZONE WITH CILINDER - LC 94, sz9=SPLASH ZONE - LC 93, ti=TANK INSULATION, ds=DOUBLE SKIN, bp=BOOSTER PUMP, sdn3=DISPENSER SYSTEM SDN-3, 98=ANGLE LOADING TABLE - LC 98

A=3/N/PE~380-400V 50-60Hz, D=3/PE~200-210V 50-60Hz, F=2/PE~220-240V 50-60Hz, G=3/N/PE~415V 50-60Hz, H=3/PE~220-230V 50-60Hz, K=3/PE~380-400V 50-60Hz, L=3/PE~415V 50-60Hz, M=3/PE~440V 60Hz, P=1/N/PE~220-230V 50-60Hz, R=2/PE~220-240V 50-60Hz, U=1/N/PE~240V 50-60Hz, V=3/PE~240V 50-60Hz, W=1/N/PE~100-110V 50-60Hz